

**CREATIVE COMMONS  
LICENCES**

**EXPLAINED**

**A GUIDE FOR  
RADAR USERS**



## Creative commons licences explained

If you have ever wondered how you can protect your own work when you share it online and ensure you get the attribution you deserve – then this guide is for you!

Licensing the work you upload to the Glasgow School of Art's repository '[RADAR](#)' will enable you to increase its exposure whilst maintaining control over how it is reused. This guide will discuss and explain a useful suite of licences called 'Creative Commons'.

### **So, what is Creative Commons?**

Creative Commons is a global non-profit organization dedicated to supporting the creation of a global digital commons. Creative Commons seek to achieve this by opening up access to knowledge and creative works which can then be used by the public for free.

Whenever you create a new artwork, take a photo or write an article it is automatically considered 'all rights reserved' in the eyes of copyright law. This means that others cannot reuse or remix your work without seeking permission first. But if you want others to be able to reuse your work, without them having to seek your permission, you can use a Creative Commons licence to help you do this.

### **Creative commons and copyright**

Creative Commons (CC) licences are not an alternative to copyright but work in partnership with copyright laws and licensing. By default, copyright law allows only limited reuses without your permission.<sup>1</sup> CC licenses let you grant additional permissions to the public, allowing reuse on the terms best suited to your needs while reserving some rights for yourself.

When you add a CC licence to your work you can decide which rights you'd like to keep, the licence then clearly conveys to those using your work how they are permitted to use it without having to ask you in advance. So it works positively for both the creator and user!

---

<sup>1</sup> For more information on acts permitted in relation to copyright works see the *Copyright, Designs and Patents Act 1988*, Chapter III: <https://www.legislation.gov.uk/ukpga/1988/48/part/I/chapter/III>


Each license can contain a mixture of the following features:



**Attribution:** All CC licences require that others who use your work must give you credit.



**ShareAlike:** This feature means that new creations based on your work must be shared under the same licence.

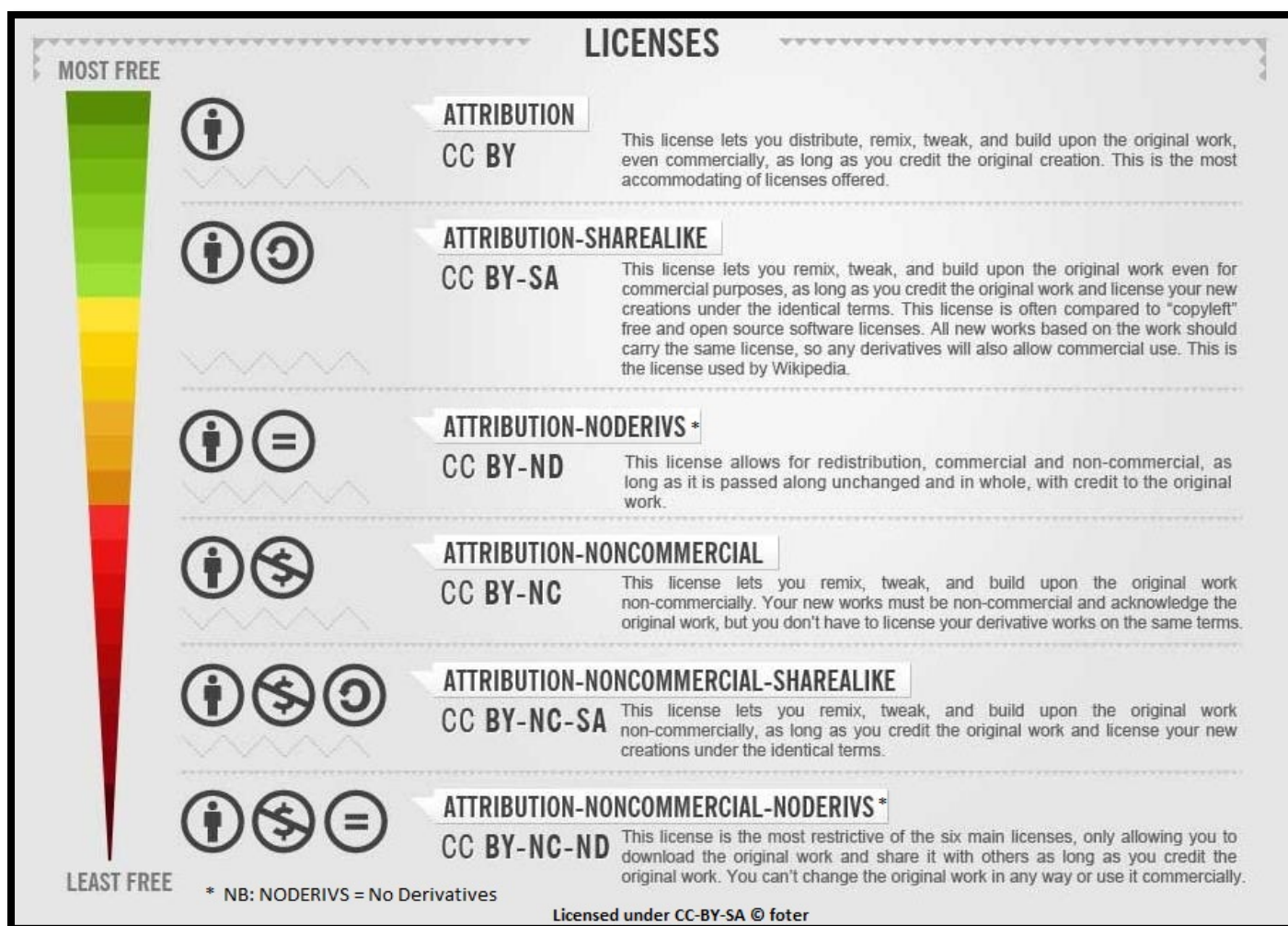


**No-Derivatives:** This feature means that if others want to modify your work, they must get your permission first.



**Non-Commercial:** This feature means users can modify and use your work for any purpose **other than commercially** unless they get your permission first.

Based on the features that you have chosen you will then get a licence that clearly indicates how other people may use your work. There are 6 core CC licence options which are shown in the handy info-graphic below:



### Points to note:

- CC licences are **non-exclusive**, this means the copyright owner is able to license use of the work to more than one person at the same time, whilst also retaining the ability to exploit the work themselves.
- CC licences are **not revocable**, so it is important that you choose your licence carefully. You can choose to stop sharing your work with the licence you previously selected but anyone who has access to the material can continue to use it under the terms of the CC licence you applied.
- You should only apply licences to work where you own all of the rights, if third party material has been used you should ensure it is correctly attributed.

### How do I add a CC licence to my work in RADAR?

You can easily add a CC license to your work when you are uploading to [RADAR](#). As you can see from the screenshot below, when you are in the 'upload' tab in [RADAR](#) and you have selected the item you would like to upload you will see a 'license' option. Here you can open a drop down box by clicking on it and select the licence that most suits your needs.

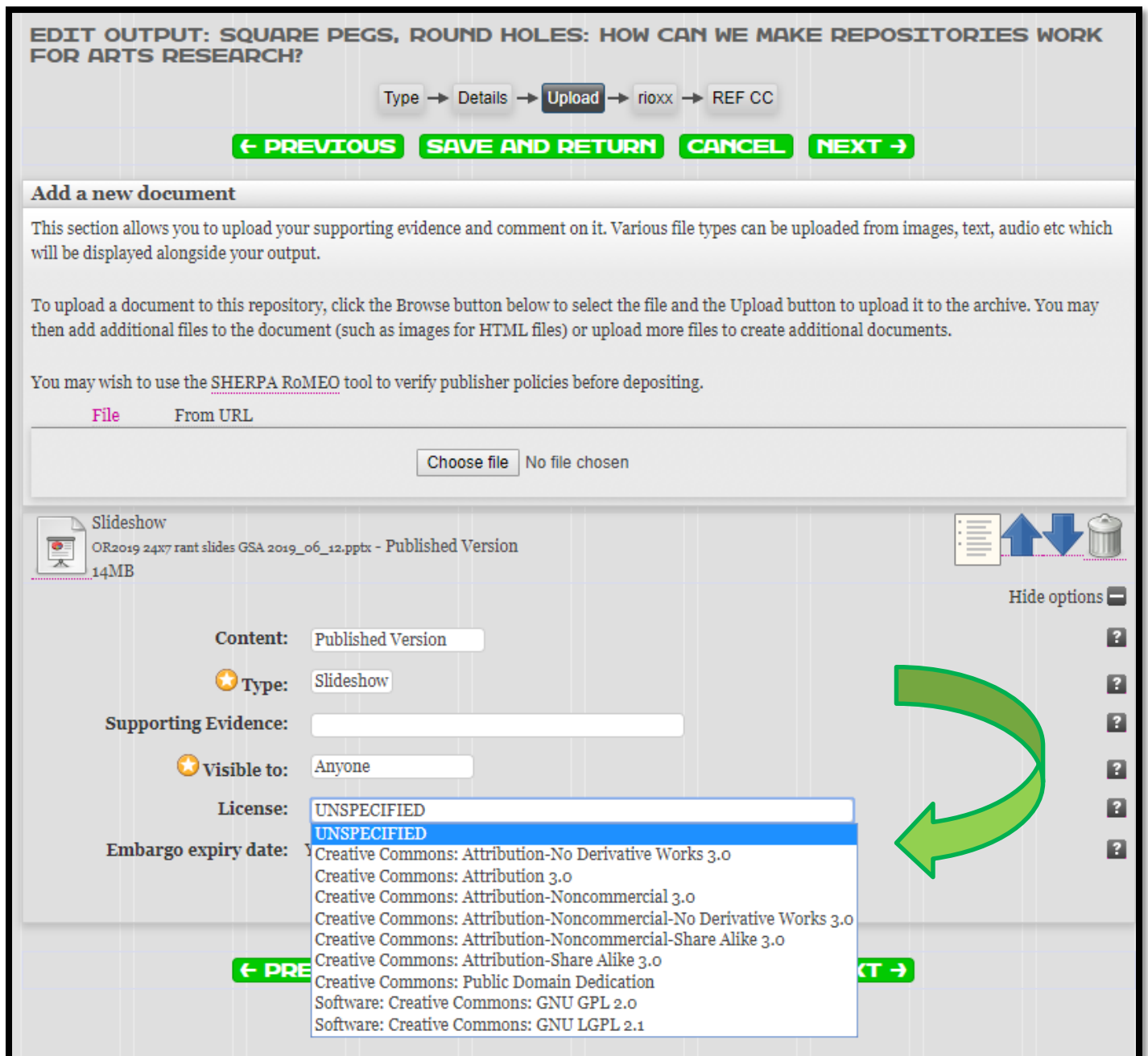


Figure 1: How to add a CC licence in RADAR

## You can also use CC licensed material in your own work!

The wide adoption of CC licences has enabled the creation of a globally accessible pool of resources that includes the work of artists, educators, scientists, and governments. To encourage reuse of this material the Creative Commons website lists many reliable sources of CC licensed material you can use in your work without infringing copyright, see: <https://oldsearch.creativecommons.org/>

If you would like more information about Creative Commons you can visit their website, which is full of useful information on their work and the licences: <https://creativecommons.org/>

And don't forget the RADAR team are always happy to provide help with queries on copyright and Creative Commons, so please don't hesitate to get in touch by emailing us at [radar@gsa.ac.uk](mailto:radar@gsa.ac.uk)

**Credits:**

“Creative commons” logo and licence images licensed under CC BY 4.0 © Creative Commons

“Creative Commons infographic” licensed under CC BY-SA 4.0 © Foter