

THE GLASGOW SCHOOL OF ART

Kimura, Hiroaki (1982) Charles Rennie Mackintosh: architectural drawings catalogue and design analytical catalogue. PhD thesis, The Glasgow School of Art.

<http://radar.gsa.ac.uk/4915>

Copyright and moral rights for this thesis are retained by the author

A copy can be downloaded for personal non-commercial research or study, without prior permission or charge

This thesis cannot be reproduced or quoted extensively from without first obtaining permission in writing from the Author

The content must not be changed in any way or sold commercially in any format or medium without the formal permission of the Author

When referring to this work, full bibliographic details including the author, title, awarding institution and date of the thesis must be given


NOT TO BE
TAKEN AWAY

CHARLES RENNIE MACKINTOSH

ARCHITECTURAL DRAWINGS CATALOGUE
AND
DESIGN ANALYTICAL CATALOGUE

PART ONE

HIROAKI KIMURA



CHARLES RENNIE MACKINTOSH

**ARCHITECTURAL
DRAWINGS**

This thesis is submitted to Glasgow University for
Ph.D study at the Mackintosh School of Architecture
from Oct.1979 to June 1982.

Hiroaki Kimura





ACKNOWLEDGEMENTS

I would like to say thank you to all these people who helped me for this work

Ms Adamson Margaret	Prof Jones Anthony
Mr Anderson	Mr Lawson J
Sir Harry Barnes	Mr McLellan J A
Jefferson	Mr McVicar Neil
Mr Biggs	Mr Millar Allan
Mr Billcliffe Roger	Mr Molloy I
Mr Brown J A	Mr Morris W B Ronald
Mr Buchanan William	Mrs Montgomerie P
Mr Buckham	Mr Odling
Mr Burton Neil	Mr Opfer James
Mr Carrie S J	Mr Petrie
Mr Cryer Mike	Mr & Mrs Purdie
Mrs Douglas Patricia	Miss Ramsay Maureen P
Mrs Elder	Mr & Mrs Ross
Mr Farrell James A	Mr & Mrs Sawyer
Mr Garratt	Mrs Simpson Elspeth
Miss Gardiner Sheila	Miss Skelton P
Mrs Gower	Mr Smith A
Mr & Mrs Gruszyk	Mr Taverner Glyn R
Mr Haddow Robin	Mr Thomson Tommy
Mr Harris John	Mr Watts Peter
Mr Hoare Roger	Mr Wimpenny Geoff
Mr Hynd	Mrs Withers
	Mr Young

I would also like to thank the following institutions; Charles Rennie Mackintosh Society; Hislop Welsh & Humphreys Chartered Architects; Keppie Henderson & Partners Architects; Mitchell Library Glasgow Room; Mackintosh School of Architecture Department of Glasgow University and The Glasgow School of Art; Scottish-German Centre; Strathclyde Regional Council; Strathclyde University Archives; T and R Annan and Sons Ltd; The Glasgow Institute of Architects; The Glasgow Museums & Art Galleries; The Northampton Museums & Art Galleries; The Royal Institute of British Architects; Victoria & Albert Museum ; Watson Salmond & Gray Architects

Special thanks also to Professor Andy MacMillan, Dr J. Macaulay & Mr. Tony Vogt of The Mackintosh School of Architecture and to Miss Pamela Reekie of the Glasgow University Fine Art Department Mackintosh Collection for verifying information and for advice.



" . . . all great and living architecture has been the direct expression of the needs and beliefs of man at the time of its creation and now if we would have great architecture this should still be so. How absurd it is to see modern churches theatres banks museums exchanges municipal buildings art galleries etc made in imitations of Greek temples"

"We must clothe modern ideas with modern dress adorn our designs with living fancy"

.
by
Charles Rennie Mackintosh
in
1893
.
.
.
.
.
.

…全々の偉大なモノを生きづける建築は、
求めるものの直接的な印象と、その創造
の時点で人の信念がある、

現代、偉大な建築を求めるならば、今だ
それは変わらぬ、

ギリシャ、神殿を模倣された、教会、劇場、銀行、
博物館、美術館、市政館、等々、それらが
如何にモダンに見えても不合理である、

我々のデザインは、生のうるおいと共に現代の思想と、
現代の装飾によつて着せなければならぬ、

チャールズ・レイトン・マッキントッシュ、一八九三年

CONTENTS

PART ONE

Mackintosh Architectural Drawings Catalogue

1	Preface
11	List of Architectural Works & Dates
111	Addresses from which Mackintosh worked & Unknown works?
1V	Catalogue
V	Plates
VI	Biographical John Hutchison John Honeyman and John Keppie
VII	List of John Honeyman's works & Dates List of Honeyman and Keppie and later Honeyman Keppie and Mackintosh Architects Works & Dates
VIII	Plates
IX	Selected Bibliography
X	List of Drawing Collections

Appendix	A. Drawing Catalogue
	B. Measure drawings of Mackintosh Buildings


PART TWO

Mackintosh - Design Analytical Catalogue (Port-Folio)

1	Development of Design
11	Idea and Image
111	Comparison with Competitors
IV	The Glasgow School of Art
V	Japanese Influence

PART ONE

MACKINTOSH
Architectural drawings



PREFACE

Charles Rennie Mackintosh was born at No 70 Parson Street Glasgow on 7th June 1868 the second son of Police Superintendent William Mackintosh. He was a delicate boy one of a family of eleven and showed great ability as an artist from early days.

Mackintosh was determined to be an Architect from an early age. In 1884 when he was sixteen he entered as an apprentice the office of John Hutchison an Architect in Glasgow. At the same time he enrolled as an evening student at the Glasgow School of Art. Therefore while he was a student he was also executing work as an apprentice Architect.

Mackintosh then left Hutchison's firm in 1889 to join John Honeyman & Keppie Architects as an Architectural draughtsman in the same year. In 1884-1896 he worked only as an assistant to an Architect or designed under his guidance. However when the competition for the new Glasgow School of Art was held, he became an Architect in his own right at the early age of 28. Mackintosh became a partner officially in 1904 after the retiral of Honeyman. Ten years later he left the firm and Glasgow.

He worked in Chelsea from 1915-1923 and continued to make advances in modern architecture late into his career. However he retired from architectural works and from 1923-1927 devoted himself to painting at Port Vendres in the South of France.

He died on 10th December 1928 in London from cancer of the tongue.

Charles Rennie Mackintosh was obviously one of the great architectural pioneers at the turn of the century. But, his great contribution to the development of modern architecture, was not understood in Britain and he lived in obscurity at the end of his life.

This catalogue locates and classifies the existing architectural drawings from his school days to his final project (including one which was previously unknown) with a complete photographic record. These show clearly the great achievements of his architectural works and stylistic evolution.

Hiroaki Kimura
Glasgow July 1981

LIST OF ARCHITECTURAL WORKS & DATES

This list also includes Mackintosh's interiors and alterations. Dates given are normally from the design date; the built projects are also dated at completion.

- | | |
|--------------|---|
| 1887 | The best set of building construction
lecture notes
(The Glasgow Institute of Architects
The Book Prize) |
| 1887 | Measured drawings
David Hamilton's Royal Exchange
(The Glasgow Institute of Architects
The Second Prize) |
| 1888 | A Town House in a terrace
(The Glasgow Institute of Architects
The best set of three monthly design) |
| 1888 | Mountain Chapel
(The South Kensington Student
Competition The Bronze Medal) |
| 1888-1889 | Department store for Wylie Hill
(John Hutchison Architects) |
| 1889 | A Presbyterian Church
(The South Kensington Student
Competition The Book Prize and The
Glasgow Institute of Architects
The First Prize) |
| 1890 | A Science and Art Museum
(The South Kensington Student
Competition The National Silver Medal) |
| 1890 | A Public Hall
(Alexander Thomson Travelling Scholarship) |
| 1. 1890 | Competition design for workmen's
dwellings and old people's home for the
Glasgow Improvement Trust |
| c. 1890 | Redclyffe
A pair of semi-detached houses for
Mr W Hamilton Mackintosh's uncle at
120-122 Balgrayhill Road Springburn
Glasgow |
| 1. 1891-1892 | Competition for the Glasgow Art Galleries |

- 1891-1892 A Chapter House
(Soane Medallion Competition and the
South Kensington Student Competition
National Gold Medal)
- 1892 Competition for Manchester Technical
School
- 1892-1893 The Railway Terminus
(Soane Medallion Competition)
1. 1892-1894 Alteration for Craigie Hall
- 1892-1893 Alteration for the Glasgow Art Club
- c. 1893 Canal Bargemen's Institute
1. 1893-1899 The Glasgow Herald Buildings Mitchell
Street
2. 1892-1893 small addition for the Glasgow
Herald (original building)
2. 1896-1899 extension Middle Building for
the Glasgow Herald building
1. 1894-1895 Queen Margaret's Medical College the
Glasgow University Board
1. 1895-1898 Martyrs' Public School the Glasgow
School Board
- 1895 Lennox Castle Inn Lennoxtown
1. 1896-1906 The Glasgow School of Art the first
stage
- 1896-1897 The Buchanan Street Tea Rooms
(Building designed by W Brown
Mackintosh and G Walton were responsible
for the decorations and furnishings of
the rooms)
- 1897 The Argyle Street Tea Rooms
(Mackintosh and G Walton were responsible
for the interior works)
- 1897 The Music Room at Craigie Hall design of
organ case for Thomas Mason

1. 1897-1900 Queen's Cross Free Church
(St Matthews Church)
 - 1898 Competition for National Bank of Scotland Building in Glasgow
 - 1898 Competition for the Glasgow International Exhibition 1901
The Industrial Hall The Concert Hall
The Alternative Concert Hall The Bar & Dining Room and The Bridge Building
 - 1898 Interiors for Dining room for H Brückman editor of Dekorative Kunst in Munich (Mackintosh's first project outside Scotland)
 - 1898 Interiors upper bedroom for J MacLehose at Westdel Glasgow
 - 1898-1899 Alterations Office Premises at 233 St Vincent Street Glasgow
(Extension to existing office, new front door basement window and panelling in existing building)
1. 1899-1900 Ruchill Street Free Church Halls
(West-bourne Free Church The building was approved on 9th March 1899; completion recorded on 17th May 1900 by the D. of G)
 - 1899 Interiors Gourock Parish Church
(Some wood carving)
2. 1899 The Glasgow School of Art temporary Technical Studios West of the main building Basement floor
- 1900 Interiors at Dunglass Castle Bowling
- 1900 Interiors at 120 Main Street Flat
(now Blythswood Street Mackintosh's own Flat)
1. 1900-1902 Windyhill Kilmacolm
1. 1900-1901 The Ingram Street Tea Rooms
White Dining Room Billiards room and Cloister Room

- 1900 Exhibition Interior for the Eighth Vienna Secession Exhibition
- c. 1900-1901 Artist's Country Cottage
- c. 1900-1901 Artist's Town House
1. 1899-1906 The Daily Record Building
- c 1900-1901 Country Mansion
(preliminary design of Elevation for Haus Eines Kunstfreundes)
- 1900-1901 Competition Haus Eines Kunstfreundes
(Mackintosh entry Der Vogel was disqualified from the competition but was awarded a purchase prize of 600 Marks the second highest prize)
2. c 1900 Interior for a Study
(preliminary design for Haus Eines Kunstfreundes ?)
- 1901 Exhibition Stand for the Glasgow International Exhibition 1901
The Glasgow School of Art
Pettigrew & Stephens Francis & J Smith
and Messrs Rae Brothers
2. 1901 Addition a small conservatory for Alex Frew
- 1901 Stencilled decoration on walls St Serf's Church at Dysart Fife
1. C. 1901 Proposed Golf Club House
- 1901-1902 Interiors at 14 Kingsborough Gardens for Mrs Rowat
1. 1901-1902 The Gate Lodge at Auchenbothie Kilmacolm
1. 1901-1902 Competition for Liverpool Anglican Cathedral
- 1902 Design for House at Kilmacolm
- 1902 A Music Salon for Fritz Warndorfer at Vienna
2. 1902- House at Bridge of Weir for Alfred Todd

- 1902 Interiors for the International Exhibition of Modern Decorative Art at Turin Scottish Section
- 1902-1903 Interiors for Moscow Exhibition of Modern Architecture and Design organised by Diaghilev
- 1902-1904 Hill House Helensburgh
- 1903-1904 Willow Tea Rooms 217 Sauchiehall Street, Glasgow
- 1903-1904 Interior of Bedroom for the Dreadener Workstatten fur Handwerkskunst
1. 1903-1905 Property for P McPherson at Comrie Perthshire
(2 storey building ground floor shop and first floor house reconstruction of property after a fire)
1. 1903-1907 Scotland Street School the Glasgow School Board
- 1904 Interiors Holy Trinity Church at Bridge of Allan Stirlingshire
- 1904-1905 Hous'hill Nitshill Glasgow
The Billiard Room Dining Room Drawing Room Blue Bedroom White Bedroom
2. 1904-1905 Additions Arddarroch for Brooman White near Loch Goil Whistlefield Dumbartonshire
2. 1904-1905 Shop at 233 Sauchiehall Street for Messrs Henry & Carruthers (Demolished)
- 1905 Interior a dining room for A S Ball at Berlin
- 1905-1906 Alterations Abbey Close U. Free Church Bridge of Weir Renfrewshire (demolished)
1. 1905-1906 Argyle Street Tea Rooms the Dutch Kitchen

2. 1906 Willow Tea Room 217 Sauchiehall Street
new Lavatory and kitchen alterations in
the basement
- 1906 Alterations 6 Florentine Terrace now 78
Southpark Avenue Glasgow
(Mackintosh's own House)
2. 1906 Alterations 9 Grosvenor Terrace Glasgow
for Sigurd Röed
(The building was approved on 28th June
1906 by the D of G; the job book records
this commission (Demolished))
- 1906 Exhibition Stand for Wilkinson Heywood &
Clark Ltd
- 1906-1907 The Ingram Street Tea Rooms
The Oak Room corner of Ingram St and
Miller St
1. 1906-1908 Auchinibert Killearn Stirlingshire
2. 1906-1907 St Philips U Free Church organ chamber
Portobello Edinburgh
(The records of the Church show that the
total expense including alterations and
the new pulpit was over £1,300. The work
was completed in Oct 1907 and the job book
also records this commission
(Organ chamber was demolished)
2. 1906-1907 Ploughman's cottage at Cloak Kilmacolm
(Mossyde first stage)
2. 1907-1908 Addition The Moss for Sir Archibald
Lawrie LL.D. Dumgoyne near Killearn
(Demolished some original doors and
fittings left)
- 1907-1909 The Glasgow School of Art second stage
2. 1908-1910 Cottage at Cloak Kilmacolm
(Mossyde second stage)
- 1908 Alterations The Lady Artist's Club
5 Blythswood Square Glasgow
(Mackintosh engaged in April 1908 and
work carried out in summer of that year)

- | | |
|--------------|--|
| 1909 | Hous'hill Nitshill Glasgow
The Card Room |
| 1909-1910 | The Ingram Street Tea rooms
The Oval Room Ladies' Rest room |
| 1911 | The White Cockade Tea room at The
Glasgow International Exhibition 1911
for Miss Cranston's Exhibition cafe |
| 1911-1912 | The Ingram Street Tea rooms
The Cloister Room (re-designed old
Cloister Room) Chinese Room(1911) |
| 2. 1911-1913 | Alterations and Extensions Auchinbothie
Mains for H B Collins
Labourers' Cottage and Farm House |
| 1912 | Ladies Hairdressing Salon for Mr Ritchie
80 Union Street Glasgow |
| 1. 1913-1915 | The Mossyde Kilmacolm
(Mossyde third stage the job book was
not recorded by Mackintosh himself) |
| 1916-1917 | Alterations 78 Derngate Northampton
for W J Bassett-Lowke |
| 1. 1916-1917 | Willow Tea rooms Sauchiehall Street
The Dug-Out alteration in basement |
| 1917 | Decoration bedroom for Sidney Horstmann
Bath |
| 1918-1919 | Alterations Candida Cottage for W J
Bassett-Lowke's weekend house Roade
Northampton |
| 1919 | Decoration dining room for F M Jones
The Drive Northampton |
| 1919 | Decoration redesign of guest bedroom
78 Derngate Northampton |
| 1919-1920 | Alterations and additions studio cottage
and pigeon house for E O Hoppe at Little
Hedgecourt East Grinstead Sussex |
| 1920 | Alterations studio for J Stewart Hill
in Camden Town |

- 1920 New decoration hall of 78 Derngate
Northampton
- 1. 1920-1921 Alterations cottage for Miss Brooks
Burgess Hill Surrey
- 1920 Three Chelsea Studios Glebe Place
Chelsea London
Studio for Derwent Wood and A C Blunt
Harold Squire the Arts League of Service
(Squire's studio was built in 1920-1921)
- 1920 Studio Flat for the Arts League of Service
Cheyne House Upper Cheyne Row Chelsea
- 1. 1920 Studio for Augustus John
(included in Cheyne House the Arts League
of Service studio flat)
- 1920 Theatre for Margaret Morris Chelsea
- 1. 1924-1926 New Ways 508 Wellingborough Road
Northampton for W J Bassett-Lowke
(Designed by Peter Behrens who re-used
the new decoration for the hall at 78
Derngate in the Study these stencils
were designed by Mackintosh. Some
furniture in this new house came from 78
Derngate)

- 1. The new dates are given by the author and were
collected from records Mackintosh's job books
(his firm's record) and periodical articles.
- 2. Architectural works by Mackintosh which have not
previously been published, collected from records
his job books and local authorities

ADDRESSES FROM WHICH MACKINTOSH WORKED

Mackintosh's work address is usually noted on each drawing by himself

OFFICES

- | | |
|-------------|---|
| 1884-1888 | John Hutchison Architect
124 St Vincent Street Glasgow
(Apprentice Architect) |
| 1888-1889 | 107 St Vincent Street Glasgow |
| 1889-1902 | John Honeyman & Keppie Architects
140 Bath Street Glasgow
(Architectural Draughtsman) |
| 1 1900-1901 | C R Mackintosh Architect
140 Bath Street Glasgow
(Architect) |
| 2 1902-1906 | Honeyman Keppie & Mackintosh Architects
140 Bath Street Glasgow
(Partner) |
| 1906-1910 | 4 Blythswood Square Glasgow |
| 1911-1913- | 257 West George Street Glasgow
(Mackintosh left the firm in 1914) |

STUDIOS

- | | |
|-------------|---|
| 1884-1892 | Mackintosh's bed-room
2 Firpark Terrace Denniston Glasgow |
| 1892-1896- | 27 Regent Park Square Glasgow |
| 1900-1906 | Mackintosh's flat
120 Mains Street (Blythswood Square)
Glasgow |
| 1906-1914 | Mackintosh's house
6 Florentine Terrace (78 Southpark Ave)
Glasgow |
| 1916-1920 - | 2 Hans Studios
43A Glebe Place Chelsea SW3 London |
| 1 | Windyhill 1900 July and Auchenbothie Gate Lodge
1901 Aug were both registered with the Dean of Guild
under his own name. |
| 2 | Mackintosh became a partner officially with the firm
on the retirement of Honeyman in 1904. However, the firm
name "Honeyman Keppie & Mackintosh" can be seen on the
drawings from 1902. |

UNKNOWN WORKS?

Mackintosh may have worked on the following buildings although there is no conclusive evidence.

Alterations The Studio House for R Macaulay Stevenson
(one of the Glasgow Boys)

Date : c 1896-1906

Place : Robinfield Bardowie Loch Glasgow

Alterations The Guild of Aid per Mr Hewitt

Date : c 1906

Place : S. Cobury Street (now 81 Oxford Street) Glasgow

D. of G. : The Dean of Guild

A municipal functionary in Scotland who has authority over the building and altering of houses.

For buildings to be executed within the area of this authority a decree must be obtained.

Job-book: The Job-books

The Job-books are the record of the work Honeyman, Keppie and Mackintosh Architects (now Keppie Henderson & Partners) since the establishment of the office.

They are notes of the cost of work and payments to firms employed, including estimates received from firms applying to undertake work.

CONTENTS OF CATALOGUE

Catalogue
and
Plates
number:

- | | | | |
|----|---|--------|---|
| 1 | Department Store for Wylie Hill | 39 | A House at Kilmacolm |
| 2 | A Presbyterian Church | 40 | Hill House |
| 3 | The Science and Art Museum | 41 | Willow Tea-rooms |
| 4 | The Public Hall | 42 | Bedroom for the <u>Dresdener</u> |
| 5 | The Glasgow Improvement Trust:
Design for Workmen's Dwellings
and Old People's Home | | <u>Werkstätten für Handwerkskunst</u> |
| 6 | The Glasgow Art Galleries | 43 | Scotland Street School |
| 7 | The Chapter House | 44 | Hous'hill |
| 8 | Manchester Technical School | 45 | Arddarroch |
| 9 | The Railway Terminus | 46 | The Shop at 233 Sauchiehall St |
| 10 | Craigie Hall | 47 | Dining room for A B Ball |
| 11 | The Glasgow Art Club | 48 | 6 Florentine Terrace
(78 Southpark Avenue) |
| 12 | Canal Bargemen's Institute | 49 | Exhibition Stand for Wilkinson
Hetwood & Clark Ltd |
| 13 | The Glasgow Herald Buildings | 50 | Auchinibert |
| 14 | Queen Margaret's Medical College | 51 | Mossyde |
| 15 | Martyrs' Public School | 52 | The Glasgow School of Art:
the second stage |
| 16 | Lennox Castle Inn | 53 | Auchenbothie Mains |
| 17 | The Glasgow School of Art:
the first stage | 54 | Design for Ladies Hairdressing
salon |
| 18 | The Buchanan Street Tea-rooms | 55 | 78 Derngate Northampton |
| 19 | The Argyle Street Tea-rooms | 56 | Bedroom for S Horstman at Bath |
| 20 | Queen's Cross Church | 57 | Candida Cottage |
| 21 | The Glasgow International
Exhibition 1901 Competition | 58 | Dining room for F M Jones |
| 22 | The National Bank of Scotland | 59 | Cottage Little Hedgecourt for
E.O. Hoppe |
| 23 | Bedroom at Westdel | 60 | Three Chelsea Studios |
| 24 | 120 Mains Street Flat | 60 (1) | The Studio for F Derment-
Wood and A Blunt |
| 25 | Dunglass Castle | 60 (2) | The Studio for Harold
Squire |
| 26 | Windyhill | 60 (3) | Arts League of Service |
| 27 | Ingram Street Tea-rooms | 61 | Theatre for Margaret Morris |
| 28 | Artist's Country House and
Artist's Town House | | |
| 29 | The Daily Record Building | | |
| 30 | A Country Mansion | | |
| 31 | <u>Haus Eines Kunstfreundes</u> | | |
| 32 | Design for a Study Room | | |
| 33 | Exhibition Stand for the Glasgow
International Exhibition 1901 | | |
| 34 | Design for a Small Conservatory | | |
| 35 | A proposed Golf Club House | | |
| 36 | 14 Kingsborough Gardens | | |
| 37 | The Gate Lodge at Auchenbothie | | |
| 38 | Liverpool Anglican Cathedral | | |

Appendix

- I The Library for Glasgow House
- II The Glasgow School of Art
- III House at Bridge of Weir for
Alferd Todd

CATALOGUE

1. DEPARTMENT STORE FOR WYLIE HILL

Date : 1888-1889
 Place 20-24 Buchanan St Glasgow
 Client R Wylie Hill & Co
 Archi- John Hutchison Architects
 tect
 D of G : decree 10th Jan 1889
 completed 5th Dec 1889
 Litt : B A Vol XXXII 22nd Nov
 1889 pp 364
Howarth pp 3-4
Walker pp 116

The store for Wylie Hill was erected ten months after acceptance by the D of G on Jan 1889; it opened on the 15th Nov 1889

The building which originally occupied the site was destroyed by fire on the 14th Oct 1888
 The building designed by Andrew Black assistant of John Hutchison Howarth's book shows Mackintosh's drawing of an Ionic Capital which was executed in plaster. The building however was destroyed by fire in the early 1900s and no trace of the executed work remains

1-A
 Perspective 1888-1889
 The drawing from B A Vol XXXII 22nd Nov 1889 pp 364
 1-B
 Elevation to Buchanan St Nov 1888
 Pen and Wash on Tracing linen
 49.0 x 64.5 cm Scale 1:96
 Drawing for D of G
 Col : S R C G
 1-C
 Elevation to Lane Nov 1888
 Pen and Wash on Tracing linen
 49.0 x 65.0 cm Scale 1:96
 Drawing for D of G
 Col : S R C G
 1-D
 Cross Section Dec 1888
 Pen and Wash on Tracing linen
 47.8 x 64.3 cm Scale 1:96
 Drawing for D of G
 Col : S R C G

1-E
 Longitudinal Section Nov 1888
 Pen and Wash on Tracing linen
 48.4 x 65.0 cm Scale :96
 Drawing for D of G
 Col : S R C G
 1-F
 Block Plan Dec 1888
 Pen and Wash on Tracing linen
 47.3 x 31.0 cm
 Drawing for D of G
 Col : S R C G
 1-G
 Plan of Basement floor Nov 1888
 Pen and Wash on Tracing linen
 48.6 x 63.7 cm Scale 1:96
 Drawing for D of G
 Col : S R C G
 1-H
 Plan of Ground floor Nov 1888
 Pen and Wash on Tracing linen
 49.0 x 64.5 cm Scale 1:96
 Drawing for D of G
 Col : S R C G
 1-I
 Plan of First floor Second floor
 and Third floor Nov 1888
 Pen and Wash on Tracing linen
 48.5 x 64.5 cm Scale 1:96
 Drawing for D of G
 Col : S R C G
 1-J
 Plan of Fifth floor Nov 1888
 Pen and Wash on Tracing linen
 48.0 x 64.0 cm Scale 1:96
 Drawing for D of G
 Col : S R C G
 1-K
 Plan of Roof Nov 1888
 Pen and Wash on Tracing linen
 46.0 x 64.0 cm Scale 1:96
 Drawing for D of G
 Col : S R C G

2 A PRESBYTERIAN CHURCH (Student competition)

Date : 1889
 Litt : B N 2nd Aug 1889 pp 135
G S A Report Jan 1890
Howarth pp 5-6
Edinburgh pp 30

This drawing was one of Mackintosh's earliest competition submissions for which he was awarded a Book Prize - one of the National Queen's prizes - at the South Kensington Institute. The examiners commented "The design though not quite satisfactory is fresh and original cleverly though roughly drawn and agreeably coloured the shadows however being some what overdone"

2-A
Plan and Section
Pencil Pen and Watercolour on paper
67.0 x 43.5 cm
Col : U G M C

3 THE SCIENCE AND ART MUSEUM (Student competition)

Date : 1890
Litt : B A Vol XXXIV 31th Oct 1890
G S A Report Feb 1892
Howarth pp 11-12 Pl.2b
Edinburgh pp 20 Pl.2
Walker pp 116-118

Designed for the South Kensington Student's Competition of 1891 Mackintosh was awarded the National Silver Medal. However the drawing was published in B A Oct 1890 earlier than The Public Hall

3-A
Front Elevation
Pen and Wash on Cream paper
46.0 x 88.0 cm
Col : U G M A

3-B
Plan of Principal floor
Drawing from B A Vol XXXIV 31th Oct 1890 pp 326-327

3-C
Cross Section
Drawing from B A Vol XXXIV 31th Oct 1890 pp 326-327

4 THE PUBLIC HALL (Student competition)

Date : 1890
Litt : B A Vol XXXIV 21st Nov 1890 pp 381
G S A Report Feb 1892
Howarth pp 7-13
Edinburgh pp 30
Walker pp 116-117
MacLeod pp 22-27
Pevsner pp 59

This drawing submitted for the Alexander Thomson Travelling Studentship which was awarded to Mackintosh.

The subject was an original design for a public hall for 1000 persons (seated) with suitable committee rooms the design to be early classic and on an isolated site. Mackintosh adopted the Ionic order and designed a symmetrical building set on a high base -it seems that he had mastered the use of orders perfectly at this stage.

4-A
Perspective
Drawing from B A Vol XXXIV 28th Nov 1890 pp 406-407

4-B
Front Elevation
Drawing from B A Vol XXXIV 21st Nov 1890 pp 386-387

4-C
Longitudinal Section
Drawing from B A Vol XXXIV 21st Nov 1890 pp 386-387

4-D
Plan of Ground floor
Drawing from B A Vol XXXIV 28th Nov 1890 pp 406-407

4-E
Plan of Upper floor
Drawing from B A Vol XXXIV 28th Nov 1890 pp 406-407

5 THE GLASGOW IMPROVEMENT TRUST
DESIGN FOR WORKMEN'S DWELLINGS
AND OLD PEOPLE'S HOME
(Competition unpremiated)

Date : 1890
Place : The crossing of High St &
Rottenrow St Glasgow
Client: City of Glasgow Improvement
Trust
Litt : Record of the Glasgow
Improvement Trust 1890
Edinburgh pp 31 Pl 10
Walker pp 117 119

This project was unpremiated and
Mackintosh's first "for build"
competition entry.
Advertised on 20th Nov 1890 by the
City of Glasgow Improvement Trust
town clerk J D Marwich; closing date
of the competition was 31st Dec 1890
allowing just five weeks for the
design.

About this time Mackintosh gave a
lecture on "Scotch Baronial
Architecture" at the Glasgow
Architectural Association just before
his departure for travel to Italy.
This relates interestingly to the
design motto "Scottish Baronial" which
was inscribed on his drawings. He had
frequently sketched domestic
architecture in the 1880s.

5-A
Design for Workmen's dwellings
Plan of Blocks A B and Corner Block
and Inscribed with the cost and
some notes.
Pencil Pen and Wash on Cream paper
76.0 x 104.4 cm Scale 1:96
Col : U G M C

5-B
Plan showing corner site as old
people's home Plan of Ground First
Second Third floor and Elevation
to the Rottenrow St
Pencil Pen and Wash on Cream paper
62.6 x 75.7 cm Scale 1:96
Col : U G M C

5-C
Design for Workmen's dwellings
Elevation to High St
Pencil and Grey wash on Cream paper
49.1 x 109.0 cm Scale 1:96
Col : U G M C

5-D
Design for Workmen's dwellings
Back Elevation of Blocks A and B
Pencil and Wash on Cream paper
49.0 x 109.0 cm Scale 1:96
Col : U G M C

5-E
Design for Workmen's dwellings
Sections through Block A and B
Pencil and Wash on Cream paper
43.1 x 76.2 cm Scale 1:96
Col : U G M C

6 THE GLASGOW ART GALLERIES
(Competition unpremiated)

Date : 1891-1892
Place : Kelvingrove Park Glasgow
Client : City of Glasgow
Litt : Builder Vol LXII 23rd
Apr 1892 pp 318-319
Howarth pp 9 59 Pl 19a
Edinburgh pp 31
Walker pp 117 119-120

The competition for the proposed
new building in Kelvingrove Park
to cost about £120,000 was
advertised by the Association for
the promotion of Art & Music in the
City of Glasgow in Sept 1891.
Sixty two designs were submitted
in December -Mr A Waterhouse R A
assessor selected for the final
competition those by Simpson & Allen
Mr T M Deane, Malcolm Stark &
Rowntree, Honeyman & Keppie (two
designs) and Treadwell & Martin;
these were submitted in the end of
March 1892.
The award was given to Simpson &
Allen on 13th April 1892 .

Honeyman & Keppie Architects sent three designs two of which were entered by Honeyman & Keppie themselves and one by Mackintosh. David Walker has pointed out his recognizable hand in the drawings particularly in the ornament penmanship and the detail design. The facade elevation with twin towers is the same conception as shown in the Italian sketch study of St Abondio at Como. He reused this facade on the Railway Terminus in 1892-1893 and also designed a Chapter House in which can be recognized the same combination of detail.

6-A
Perceptive
Drawing from B A Vol XXXVII 10th
June 1892 pp 432-433
6-B
Detail of Elevation
Drawing from B A Vol XXXVIII 8th
July 1892 pp 29
6-C
Elevation of East and West
Drawing from B A Vol XXXVIII 2nd
Sept 1892 pp 174
6-D
Perspective of the Great Hall
Drawing from B A Vol XXXVIII 2nd
Sept 1892 pp 175

7 THE CHAPTER HOUSE (Student competition)

Date : 1891-1892
Litt : B A Vol XXXVII 22nd Jan
1892 pp 59 4th Mar 1892
pp 173
G S A Report Feb 1893
Pevsner pp 61
Howarth pp 13-15
Edinburgh pp 31
Walker pp 118

Mackintosh submitted the Chapter House for the Soane Medallion Competition

and later for the South Kensington Student Competition for which he was awarded the National Gold Medal.

The examiners commented " a design showing considerable artistic power with details well drawn. It is a pity the author should have copied his candleabra directly from an ancient example". As we recognise some details from his studies of Italy it is likely that he designed the Chapter House after his return in the Summer or beginning of Autumn 1891.

7-A
Plans
Drawing from B A Vol XXXVII 4th
Mar 1892 pp 180-181
7-B
Elevation
Drawing from B A Vol XXXVII 4th
Mar 1892 pp 181
7-C
Section
Drawing from B A Vol XXXVII 4th
Mar 1892 pp 180

8 THE MANCHESTER TECHNICAL SCHOOL (Competition unpremiated)

Date : 1892
Place : The crossing of London Road
& Oxford Road Manchester
Client : The Manchester Technical
School
Litt : B A Vol XXXVIII 16th Sept
1892 pp 202 28th Oct
1892 pp 313
Walker pp 119 123

David Walker suggests that the design features are representative of Keppie or Mackintosh. The image of the two Italianate towers was probably Mackintosh's idea being similar to his sketch of St Maria Maggiore at Bergamo (Italian sketch book) -other details also resemble themes from his recent works

8-A
Perspective
Drawing from B A Vol XXXVIII 28th
Oct 1892 pp 314-315

8-B
Plan of Ground floor
Drawing from B A Vol XXXVIII 28th
Oct 1892 pp 314

8-C
Front Elevation
Drawing from B A Vol XXXVIII 4th
Nov 1892 pp 332

9 THE RAILWAY TERMINUS
(Student competition)

Date : 1892-1893
Litt : B A Vol XXXIX 13th pp 19
20th pp 37-38 Jan 1893
17th Feb 1893 pp 112
Howarth pp 15 17 Pl 3
Edinburgh pp 31
MacLeod pp 26-27 30 40
Walker pp 119-122

A T Bolton A R I B A was awarded
the Soane Medallion for his design
of a Railway Terminus (published in
B A 13th Jan 1893 pp 19)

The judges however made this comment
on Mackintosh's entry

"This design whether traditionally
satisfying for a railway station or
not has at all events much more
conspicuous architectural merit than
that which was selected for the
first place in the competition.

The great roof is frankly and
agreeably expressed and there is a
homogeneity and quality of
proportion about the whole design
which certainly did not distinguish
the premiated design.

Mr MacIntosh has shown equal ability
in his former essays and classic
designs"

In Mackintosh's lecture " Architecture"
given to G I A at the same time
(March 1893) he said "we must clothe
modern ideas with modern dress - adorn
our designs with living fancy"

This represented a change of thought
after his training in the academic
styles.

9-A
Plans Side elevation Section
Drawing from B A Vol XXXIX 24th Feb
1893 pp 131-132

9-B
Front Elevation
Drawing from B A Vol XXXIX 17th
Feb 1893 pp 114

9-C
Cross Section
Drawing from B A Vol XXXIX 3rd
Mar 1893 pp 150

9-D
Longitudinal Section
Pencil Pen and Wash on Cream paper
45.3 x 93.2 cm
Col : U G M C

10 CRAIGIE HALL
(Alterations)

Date : 1892-1893
Place : Ibrox Glasgow
Client : Thomas Mason
D of G : decree 16th June 1892
Completed -
Litt : Billcliffe F & I pp 29-30
pp 52-53

Craigie Hall was originally designed
by John Honeyman in 1872 for Thomas
Mason. Further alterations initially
in 1892 included a Billiard room
Conservatory Ante-room and Drawing
room on the Ground floor; new Bed
rooms Dressing room in the Upper
floor; and in 1897 a Music room.
Although some of the D of G drawings
were drawn by Mackintosh according to
Billcliffe he was mainly responsible
for designing the fittings including the
door cases in the Hall and the leaded glass
patterns in the Library.

10-A
 Block Plan May 1892
 Pen and Wash on Tracing linen
 51.0 x 50.0 cm
 Drawing for D of G
 Col : S R C G
 10-B
 Plan of Ground Floor May 1892
 Pen and Wash on Tracing linen
 51.0 x 52.0 cm
 Drawing for D of G
 Col : S R C G
 10-C
 Plan of Upper floor and Attic floor May 1892
 Pen and Watercolour on Tracing linen
 51.0 x 53.0 cm
 Drawing for D of G
 Col : S R C G
 10-D
 Section and Elevation May 1892
 Pen and Watercolour on Tracing linen
 50.5 x 52.0 cm
 Drawing for D of G
 Col : S R C G
 10-E
 North and West Elevation May 1892
 Pen and Watercolour on Tracing linen
 51.0 x 52.0 cm
 Drawing for D of G
 Col : S R C G
 10-F
 Bay Window Details June 1892
 Pen and Watercolour on Tracing linen
 51.0 x 52.0 cm
 Drawing for D of G
 Col : S R C G

11 THE GLASGOW ART CLUB (Alteration)

Date : 1892-1893
 Place : 187-191 Bath St Glasgow
 Client : The Glasgow Art Club
 D of G : decree 11 Aug 1892
 completed 13 July 1893
 Litt : Job-book 1892-1893
 Baillie 7 June 1893
 Walker pp 117 121
 Alison pp 8-9
 Billcliffe F & I pp 28 29

The alteration work included the Kitchen Scullery and Stores in the Basement; Staircase Hall Cloakroom Dining-room Service room on the Ground floor; Billiard room Service room on the First floor; and an extension to the large Hall. The D of G drawings were not drawn by Mackintosh. However details of the Art Club are largely attributed to him his drawing showing the rich ornament detail of the Hall door and a chimney piece was published in Baillie 7th June 1893. ^{the} He also drew the sketch of ^{the} Entrance Hall on the blank page of his Italian sketch book. MacLaren Young noted it resembled his study sketch at St Maria della Grazie Milan

11-A
 Preliminary sketch for Entrance Hall
 Pencil on Sketch book page
 23.1 x 16.2 cm
 Col : G S A
 11-B
 Preliminary sketch for Doorway of large Hall
 Pencil on Sketch book page
 23.1 x 16.2 cm
 Col : G S A
 11-C
 Details
 Drawing from Baillie 7th June 1893
 11-D
 Block Plan 23rd July 1892
 Pen and Watercolour on Tracing linen
 49.1 x 37.2 cm
 Drawing for D of G
 Col : S R C G
 11-E
 Plan of Basement floor
 Pencil Pen and Watercolour on Tracing linen
 49.0 x 37.3 cm
 Drawing for D of G
 Col : S R C G

11-F
 Plan of Entrance floor
 Pencil Pen and Watercolour on
 Tracing linen
 49.5 x 37.5 cm
 Drawing for D of G
 Col : S R C G

11-G
 Plan of First floor
 Pencil Pen and Watercolour on
 Tracing linen
 49.2 x 37.3 cm
 Drawing for D of G
 Col : S R C G

11-H
 Plan of Second floor and Attic floor
 Pencil Pen and Watercolour on
 Tracing linen
 49.0 x 37.4 cm
 Drawing for D of G
 Col : S R C G

11-I
 Cross Section
 Pen and Watercolour on Tracing linen
 49.0 x 37.5 cm
 Drawing for D of G
 Col : S R C G

11-J
 Back Elevation and Longitudinal
 Section through large Hall
 Pen and Watercolour on Tracing linen
 48.8 x 37.2 cm
 Drawing for D of G
 Col : S R C G

11-K
 Front Elevation
 Pen and Wash on Tracing linen
 41.0 x 37.7 cm
 Drawing for D of G
 Col : S R C G

12 CANAL BARGEMEN'S INSTITUTE

Date : c 1893
 Place : 162-164 Port Dundas Road
 Edinburgh & Glasgow Canal
 Litt : B A Vol XLIV 5th July 1895
 pp 3
Howarth pp 26 59 61 Pl 19b

The building was primarily intended for the use of bargemen and the accommodation comprised of a large hall; coffee games billiard smoking and classrooms.
 Mackintosh's clockface is similar to his chimney-piece clock for the Glasgow Art Club (1892-1893) and as Howarth has observed the curious 'dormers' in the parapet of the tower resemble those in his Chapter House (1891-1892)

12-A
 Perspective
 Drawing from B A Vol XLIV 5th July 1895
 pp 8
 Drawing by T Raffle Davidson

12-B
 Detail of the Clockface
 Drawing from B A Vol XLIV 5th July 1895
 pp 9

13 THE GLASGOW HERALD BUILDINGS

Date : 1893-1899
 Place : 60-96 Mitchell St Glasgow
 Client : The Glasgow Herald
 George Outram & Co

D of G : decree 8th Feb 1894
 completed 21st Dec 1899
 (Mitchell St Building)
 decree 13th Aug 1896
 Completed 21st Dec 1899
 (Middle Building)

Litt : Academy 1894 pp 89
 Job book 1983-
B A Vol XLIII 8th Feb
 1895 pp 94
Pevsner pp 63
Howarth pp 56 60-63 67
Edinburgh pp 31-32 Pl 10
Billcliffe F & I pp 36-37

Honeyman & Keppie were commissioned by the Glasgow Herald in 1892 for a small addition to the original building which was completed on the 22nd June 1893

Later that year the New Glasgow Herald was designed at J Rosshill's corner property in Mitchell Street. An article from the B A 8th Feb 1895 commented on Mackintosh's perspective "this admirable drawing set forth one of the most noticeable modern buildings in Glasgow a building which may fairly claim to be a genuinely modern development". The Glasgow Herald Building certainly seems to propose a new style.

13-A

Addition for original Glasgow Herald Block Plan May 1892
Pen and Watercolour on Tracing linen
38.3 x 51.5 cm Scale 1:484
Drawing for D of G
Col : S R C G

13-B

Addition for original Glasgow Herald Plans and Sections
Pen and Watercolour on Tracing linen
38.0 x 51.5 cm Scale 1:96
Drawing for D of G
Col : S R C G

13-C Preliminary sketch for Elevation (1)
Pencil on Sketch-book page
23.1 x 16.2 cm

Col : G S A

13-D

Preliminary sketch for Elevation (2)
Pencil on Sketch-book page
23.1 x 16.2 cm
Col : G S A

13-E

Preliminary sketch for Perspective
Pencil on Sketch-book page
23.1 x 16.2 cm
Col : G S A

13-F

Perspective
Pen on paper
91.2 x 60.8 cm
Col : U G M C

13-G

Block Plan

Pencil Pen and Watercolour on Tracing linen
43.0 x 105.8 cm Scale 1:192
Drawing for D of G
Col : S R C G

13-H

Plan of Basement floor Dec 1893
Pencil Pen and Watercolour on Tracing linen
76.8 x 107.7 cm Scale 1:96
Drawing for D of G
Col : S R C G

13-I

Plan of Entresol floor of Front building and First floor of Back building
Pencil Pen and Watercolour on Tracing linen
70.2 x 103.5 cm Scale 1:96
Drawing for D of G
Col : S R C G

13-J

Plan of Attic floor
Pencil Pen and Watercolour on Tracing linen
71.4 x 108.5 cm Scale 1:96
Drawing for D of G
Col : S R C G

13-K

Plan of Roof
Pencil Pen and Watercolour on Tracing linen
77.2 x 106.3 cm Scale 1:96
Drawing for D of G
Col : S R C G

13-L

Amended plan of front
Pencil Pen and Watercolour on Tracing linen
72.4 x 27.5 cm Scale 1:96
Drawing for D of G
Col : S R C G

13-M

Staircase plan on Basement floor and Ground floor
Pencil Pen and Watercolour on Tracing linen
75.0 x 109.0 cm Scale 1:24
Drawing for D of G
Col : S R C G

13-N
Staircase plan of First Second
Third Fourth and Attic floor
Pencil Pen and Watercolour on
Tracing linen
74.2 x 109.0 cm Scale 1:24
Drawing for D of G
Col : S R C G
13-O
Detail of Section
Pencil Pen and Watercolour on
Tracing linen
72.2 x 136. cm Scale 1:24
Drawing for D of G
Col : S R C G
13-P
Detail of Section through principal
Staircase
Pencil Pen and Watercolour on
Tracing linen
71.6 x 160.8 cm Scale 1:24
Drawing for D of G
Col : S R C G
13-Q
Detail of Service Staircase plan
Section and Elevation
Pencil Pen and Watercolour on
Tracing linen
77.0 x 107.7 cm Scale 1:24
Drawing for D of G
Col : S R C G
13-R
Middle Building
Block Plan July 1896
Pen and Watercolour on Tracing linen
90.0 x 52.6 cm
Drawing for D of G
Col : S R C G
13-S
Middle Building
Plan of Ground floor July 1896
Pen and Watercolour on copy
paper
52.5 x 86.0 cm Scale 1:96
Drawing for D of G
Col : S R C G
13T
Middle Building
Plan of Back building First floor
Front building Entresol July 1896
Pen and Watercolour on copy
paper

52.5 x 86.0 cm Scale 1:96
Drawing for D of G
Col : S R C G
13-U
Middle Building
Sections A-B and C-D July 1896
Pen and Watercolour on copy paper
52.5 x 86.0 cm Scale 1:96
Drawing for D of G
Col : S R C G
13-W
Middle Building
Long Section June 1896
Pen and Watercolour on copy paper
52.5 x 86.0 cm Scale 1:96
Drawing for D of G
Col : S R C G
13-X
Middle Building
South Elevation July 1896
Pen and Watercolour on copy paper
52.5 x 86.0 cm Scale 1:96
Drawing for D of G
Col : S R C G

14 QUEEN MARGARET'S MEDICAL COLLEGE

Date : 1894-1895
Place : Queen Margaret Drive Glasgow
(now B B C studio)
Client : The Glasgow University Board
D of G : decree 13 Sept 1894
completed 5 Dec 1895
Litt : Job-book 1894 -
B A Vol XLV 10th Jan 1896
pp 22
Howarth pp 61 63-65 67
Edinburgh pp 32 pl 11
'The history of North Park
House by W M Campbell' 1978
Billcliffe F & I pp 32-33

North Park House was designed by
J T Rothead and completed in 1871 by
John Honeyman

Mrs J Elder who with Mrs Campbell and others had been active in the movement to further the education of women bought North Park House in 1884 for use as a Medical College for women.

Nine years later (1893) Mrs Elder handed over the College and an endowment fund to the University. Honeyman & Keppie were formally commissioned with the design of the new Medical building in 1893 or the beginning of 1894 in the grounds of Queen Margaret's College. Funds to the extent of £5,000 were provided to the University Court by the Bellahouston trustees.

Mackintosh's perspective of the new building was published in the B A 10th Jan 1896 and in the Academy 1895.

14-A
Perspective
Pen on Cream paper
51.0 x 80.0 cm
Col : K H P A

14-B
Plan of Basement No 1 June 1894
Pencil Pen and Watercolour on
Tracing paper
37.5 x 56.0 cm Scale 1:96
(irregular)
Col : U G M C

14-C
Plan of Ground floor No 2
Pencil Pen and Watercolour on
Tracing paper
37.5 x 52.0 cm Scale 1:96
(irregular)
Col : U G M C

14-D
Plan of Upper floor No 3
Pencil Pen and Wash on Brown
Tracing paper
37.5 x 53.0 cm Scale 1:96
(irregular)
Col : U G M C

14-E
Plan of Roof No 4
Pen on Brown Tracing paper
37.5 x 52.0 cm (irregular) Scale 1:96
Col : U G M C

14-F
South Elevation No 7
Pencil Pen and Wash on Brown
Tracing paper
37.5 x 53.5 cm (irregular) Scale 1:96
Col : U G M C

14-G
West Elevation No 8
Pencil Pen and Wash on Brown
Tracing paper
37.5 x 56.0 cm (irregular) Scale 1:96
Col : U G M C

15 MARTYRS' PUBLIC SCHOOL

Date : 1895-1898
Place : 11 Barony Street Glasgow
Client : School Board of Glasgow
D of G : decree 11 July 1895
completed 5 May 1898
Litt : Job-book 1895 -
Academy 1896 I pp 80-85
Howarth pp 35 61-62 65-68
Pl 20
Edinburgh pp 31 Pl.11
M S "Martyrs' Public School"
28 Nov 1974

The Glasgow School Board formally commissioned Honeyman & Keppie on the 8th Jan 1895.
The D of G drawings were lodged the following 25th June approved by the 7th July and although the building was not completed until 5th May 1898 it was used from 2nd Aug 1897 the opening date set by the School Board.
Mackintosh's Perspective of Martyrs' Public School was published in the Academy 1896 I.

15-A
Perspective
Pen on Cream paper
61.3 x 92.5 cm
Col : U G M C

16 LENNOX CASTLE INN
(Alterations)

Date : 1895
Place : Lennoxtown Stirlingshire
D of G : decree 27 Sept 1895
Litt : Edinburgh pp 32 PI 11
Billcliffe Sketch pp 10 44
Cooper pp 52

The alterations to Lennox Castle Inn were approved by the D of G on 27 Sept 1895.
Although McLaren Young pointed out the front windows are like Mackintosh's sketch studies of Lyme Regis (1895) and the Inn sign is suspended in exactly the same way as the Rising Sun Inn Wareham (1895) the service part of the Back Elevation is much more characteristic of Mackintosh.

16-A
Plan of Basement Ground and First floor
Pencil Pen and Watercolour on Tracing linen
48.5 x 31.0 cm
Drawing for D & G
Col : U G M C

16-B
Elevation of Front and Back
Pencil Pen and Watercolour on Tracing linen
46.5 x 31.0 cm
Drawing for D & G
Col : U G M C

17 THE GLASGOW SCHOOL OF ART - THE FIRST STAGE

Date : 1896-1906
Place : 167 Renfrew Street Glasgow
Client : The Governors of School of Art

D of G : decree 7 Oct 1897
completed 29 May 1906
(The first stage)
decree 29 June 1899
(Technical wing)
Litt : Job book 1897
Builder Vol LXXII 6 Mar 1897 pp 228-229
B N Vol LXXV 26 Aug 1898 pp 306
B I 16 Jan 1900 pp 146-147 153
Madam 6 Jan 1900 pp 15
Studio Vol XIX 1900 pp 48-49 55
Pevsner pp 77-83 87
Howarth pp 69-83 pl 21 24 29
Bliss, The Glasgow School of Art Edinburgh pp 32-33 PI 13-4
J I D pp 62-69
Billcliffe F & I pp 66-69 pp 185
G A No.49 1979

A new Glasgow School of Art was proposed by Mr James Fleming chairman of the governors in a leading article for the Glasgow Herald (7 Mar 1895). About one year later another article in the Herald (26 Feb 1896)

"It is intended therefore to proceed soon with the new building a good central site for which had been secured on the adjoining plot of ground to the west of the present premises"

Shortly after this article the competition started the submission date for which extended until the 1st Oct 1896.
The construction was started in 1897; the Memorial Stone was laid on 25 May 1898. The School of Art first stage opened in Dec 1899 (It is likely at this time the building also included an extra wing of temporary technical studios west of the main building Basement floor; drawings were lodged with the D & G in June 1899).

The finished building however was not completed until 1906 as the Headmaster's room was furnished in 1904, the ground floor studio was changed into the Board room in 1906. (also see appendix,II)

17-A

East and West Elevation : Mar 1897
Pencil Pen and Watercolour on Cream paper

91.5 x 61.0 cm

Col : G S A

17-B

Preliminary design for Elevation
Drawing from Howarth's thesis 1949

17-C

North Elevation

Drawing for D of G

Drawing from Howarth's thesis 1949

17-D

Plan of Basement floor

Drawing for D of G

Drawing from Howarth's thesis 1949

17-E

Plan of Ground floor Sept 1897

Drawing for D of G

Drawing from Howarth's thesis 1949

17-F

Plan of First floor

Drawing for D of G

Drawing from Howarth's thesis 1949

17-G

East and West Elevation

Drawing for D of G

Drawing from Howarth's thesis 1949

17-H

Elevation of Back Sept 1897

Drawing for D of G

Drawing from Howarth's thesis 1949

17-I

Cross Sections Sept 1897

Drawing for D of G

Drawing from Howarth's thesis 1949

17-G

Temporary technical studios

Block Plan June 1899

Pen and Wash on Tracing linen

37.0 x 67.0 cm

Drawing for D of G

Col : S R C G

17-K

Temporary technical studios

Plan Elevation and Section May 1899

Pen and Wash on Tracing linen

37.0 x 67.0 cm

Drawing for D of G

Col : S R C G

18 THE BUCHANAN STREET TEA-ROOMS (Interiors)

Date : 1896-1897

Place : 91-93 Buchanan St Glasgow

Client : Miss Catherine Cranston

D of G : decree 13 June 1895
re-approved 5 Sept 1895
completed 26 Aug 1897

Archi : George Washington Brown

Litt : B A Vol ILVI 28 Feb 1896
pp 148

Studio Vol XI 1896 pp 92-97

B J Vol 17 Apr 1903

pp 126-131

Howarth pp 123-128

Billcliffe F & I pp 39-41

According to Billcliffe Miss Catherine Cranston acquired the premises at 91-93 Buchanan St in 1895. The building was designed by George Washington Brown A R S A architect of Edinburgh and was published in B A on 28 Feb 1896. The construction was started in 1895. Miss Cranston entertained a party of her friends to dinner and showed them over her new establishment on 28 Apr 1897. On 3rd May her new Lunch and Tearooms were opened and attracted large crowds of visitors.

George Walton together with Mackintosh was responsible for the decorations and furnishings. Mackintosh produced designs for stencilled decoration for the walls in the ladies room luncheon-room smoking room and possibly provided a design for the pendant light fittings for the dining-room

The building was of four stories; at ground floor were the ladies-room and general tea room; at first floor two other tea rooms; at second floor the luncheon room and dining-room; at the top floor were the billiard-room and smoking-room. Gleeson White described in Studio 1896 pp 92-97 "the ground colour of the wall on the first floor which Mackintosh has decorated is green the second a greyish greenish yellow and the upper blue the colour in each intruding as a frieze on the adjoining story . So that idea of earth to sky is preserved"

18-A

Perspective

Drawing from B A Vol ILVI 28 Feb 1896 pp 150-151

Drawing by T Raffles Davidson

18-B

Preliminary design for wall stencil of the ladies-room Arp 1896

Pencil and Watercolour on Tracing paper

39.0 x 19.5 cm Scale 1:6

Col : G M A G

18-C

Design for wall stencil of the ladies-room

Pencil and Watercolour on paper

36.2 x 75.6 cm Scale 1:6

Col : U G M C

18-D

The Peacock

Preliminary design for wall stencil

Pencil and Watercolour on Tracing paper

38.2 x 19.6 cm Scale 1:6

Col : U G M C

19 ARGYLE STREET TEA-ROOMS (Interiors)

Date : 1897

1905-6(Dutch Kitchen)

Place : 114 Argyle St. Glasgow

Client : Catherine Cranston

Archi : H & D Barclay

Litt : B J Vol 17 April 1903

pp 126-131

Studio Vol XXXIX Oct 1906

pp 32-36

Job-book 1905-

Howarth pp 121-125 128-131

pp 234 PI 49ab

Billcliffe F & I pp 11 43-52 191-192

Billcliffe has given the date for Argyle Street Tea-rooms as 1897. Miss Cranston commissioned the Glasgow architects H & D Barclay to remodel the building with a completely new facade and the decoration for the Tea-rooms was provided by Mackintosh and G Walton. The ground floor was occupied by the tea-rooms; the first and Second floors by the luncheon-room and tea rooms; the top floor by Billiards-room Smoking-room and reading-room. From illustrations which survive it is hard to find a clear definition of the extent of either Walton's or Mackintosh's decoration. However Mackintosh was responsible for the furniture and furnished both the Smoking-room and Billiard-room. The lighting over the billiard tables and his drawings suggest that he designed other light fittings.

'The Dutch Kitchen'

Mackintosh had total control of the design for the Dutch Kitchen which was made into a new tea-room in the basement in 1905-06

He designed a strong motif for the decoration of the room which comprised the black and white squared pattern black open timber work and mosaic work.

19-A

Light fittings over billiards table

Pencil and Watercolour on Paper

45.3 x 24.0 cm

Col : U G M C

19-B

Light fittings for the Billiards-room
Pencil

38.3 x 20.8 cm

Col : U G M C

19-C

Light fitting for the Smoking-room
Pencil and Watercolour

35.2 x 17.7 cm

Col : U G M C

19-D

Light fitting for the Smoking-room
Centre lamps

Pencil and Watercolour on paper

35.2 x 17.9 cm Scale 1:12

Col : U G M C

19-E

Light fitting elevation, Pencil and
Watercolour on paper

41.7 x 17.3 cm Scale 1:12

Col : U G M C

19-F

Light fitting perspective
(preliminary design for 19-E?)
Pencil and Watercolour on paper

40.6 x 18.5 cm

Col : U G M C

19-G

Light fitting perspective
(preliminary design for 19-E?)
Pencil and Watercolour

38.0 x 21.8 cm

Col : U G M C

20 QUEEN'S CROSS CHURCH

Date : 1897 -1900

Place : 866 Garscube Road Glasgow

Client : St Matthew's Free Church

D of G : decree 10 June 1897
completed 17 May 1900

Litt : Job-book 1897-

Academy 1898 1 pp 65

'Annals of the Free Church
of Scotland' by W Ewing

T & T Clark Edinburgh 1914

'Queen's Cross Church

1899-1924' Year book 1924

Howarth's lecture 'Queen's
Cross Church' 1945

Pevsner pp 89

Edinburgh pp 16 pp 16 35 P1 12

Litt : Billcliffe F & I pp 11
pp 63-65

This church was commissioned by the
congregation of the Springburn
Mission of St Matthew's Church.
It was part of a Presbytery
for siting twelve churches in new
districts of Glasgow.

The charge was sanctioned in 1897
and was designed the same year some
time before June. The construction
was started after June 1897 and the
foundation stone was laid on 23rd
June 1898. The Queen's Cross Church
was opened for worship on 10 Sept 1899
the report was completed for the D of G
on 17 May 1900. The church design is
one of his most important works and
ranks with G S A Hill House and
Tea-rooms. Mackintosh had recorded
many churches and their details in his
sketch books and he also published his
church sketches "Wareham and its church"
on B A Nov 1895 pp 326 et seq

20-A

Perspective

Pencil and Pen on paper

56.0 x 61.8 cm and with additional strip
along the bottom 4.7 cm wide.

Col : U G M C

21 THE GLASGOW INTERNATIONAL EXHIBITION 1901

(Competition unpremiated)

Date : 1898 May-Sept

Place : Kelvingrove Park Glasgow

Client : The Glasgow International
Exhibition Association

Litt : B A Vol L 13 May 1898

pp 323 325 Vol LI 16 Sept 1898
pp 197-198 9 Dec 1898 pp 427

Howarth pp 170-174 P1 66-68

Edinburgh pp 36-37 P1 18

Billcliffe F & I pp 5 103-104

The announcement of the competition was published in B A 13 May 1898 sponsored by the Council of the Glasgow International Exhibition Association which included J J Burnet W Leiper W F Salmon and J Thompson.

These are the stated conditions "Nominally the competition is an open one; practically it is limited to Glasgow architects ... the main building will be erected independently of the ground hall. This latter is to be a separate building altogether and is to be capable of seating some 4,000 persons. The machinery hall will also be a separate building. Restaurant accommodation includes two restaurants (with buffets and bars) two or more temperance dining-rooms and at least four tea-rooms together with dining room accommodation in the machinery hall. The limit of cost is fixed at £60,000 exclusive of the grand hall but alternative plans showing construction of the buildings in steel iron and glass will be considered if the cost does not greatly exceed the maximum sum before referred to ... The principal front of the buildings is intended to face the University ... should present architectural treatment in harmony with the design of the new Fine Art Galleries Building" Mackintosh provided using simple forms decorations and his characteristic gentle curved lines designs for an Industrial Hall Concert Hall Bridge Building Restaurants and Bars and a "marvellous" alternative Concert Hall which were designed in middle of 1898. The competition was won by James Miller I A published on B A Sept 1898. Honeyman & Keppie submitted three designs for the competition

21-A
Industrial Hall No 3
North Elevation
Pencil and Watercolour on paper
90.0 x 150.0 cm on laid on linen
Col : G S A

21-B
Industrial Hall No 4
South Elevation
Pencil and Watercolour on paper
90.0 x 150.0 cm laid on line
Col : U G M C

21-C
Industrial Hall No 5
West and East Elevation
Pencil and Watercolour on paper
90.0 x 153.0 cm laid on line
Col : U G N C

21-D
Industrial Hall No 2
Sections
Pencil and Watercolour on paper
90.0 x 150.0 cm laid on line
Col : U G M C

21-E
Concert Hall No 8
Plan Elevations and Section
Pencil and Watercolour on paper
90.3 x 153.2 cm laid on line
Col : U G M C

21-F
Alternative Concert Hall Bridge
Dining and Bar Building No 9
Plans Elevations and Sections
Pencil and Watercolour on paper
90.5 x 148.2 cm laid on line
Col : U G M C

22 THE NATIONAL BANK OF SCOTLAND (Competition unpremiated)

Date : 1898
Place : The Crossing at 135
Buchanan St and 47
St Vincent St Glasgow
Client : National Bank of Scotland
Litt : B I 15 June 1899
pp 34-35
Edinburgh pp 35
Walker pp 132-134
A A School pp 23 26

The competition was won by W Dick Peddie architect of Edinburgh and was designed in the Renaissance style the construction starting in 1900

Mackintosh probably drew it later in 1898 in a much more conservative style than his projects for the Glasgow International Exhibition 1901 of the same year. Whether using an Art Nouveau or Renaissance style the project shows intensive attention to detailing

22-A

Elevation to Buchanan Street and St Vincent Street 1898

Pen on paper and Wash
60.5 x 91.4 cm

The drawing shows the two facades. The Buchanan St elevation has been altered by the addition of a small drawing attached with glue at the Ground floor window.

Col : U G M C

23 THE BEDROOM AT WESTDEL (Interiors)

Date : c 1898
Place : Westdel 2 Queen's Place
Glasgow
Client : J MacLehose (Printer and
Publisher of Glasgow)
Litt : Dekorative Kunst Vol IX
1902 pp 208-209 by Hermann
Muthesius
Edinburgh pp 37
Billcliffe F & I pp 56-61

This small commission was to design a bedroom and its adjoining bathroom on the upper floor of Westdel. However Mackintosh's design provided an interior in which everything was minutely detailed as part of an overall scheme.

A number of preliminary sketches suggest that he spent much effort on this small commission.

23-A

Preliminary sketch of a fireplace for 23-E

Pencil and Watercolour on paper
31.6 x 40.5 cm Scale 1:12
Col : U G M C

23-B

Preliminary sketch for 23-E

Pencil and Watercolour on paper
31.8 x 50.0 cm Scale 1:12
Col : U G M C

23-C

Elevation of Window wall

Pencil and Watercolour on paper
23.5 x 34.1 cm Scale 1:12
Col : U G M C

23-D

Elevation of Door wall

Pencil and Watercolour on paper
23.5 x 43.0 cm Scale 1:12
Col : U G M C

23-E

Elevation of Fireplace wall

Pencil and Watercolour on paper
23.6 x 42.8 cm Scale 1:12
Col : U G M C

24 120 MAINS STREET FLAT (Interiors)

Date : 1900
Place : 120 Mains Street Glasgow
(new Blythswood Street)
Client : C R Mackintosh
Litt : Studio 1901 special summer
number Vol 22A pp 110-115
Das Englisch Hans Vol I
1904 Pl 172 174
Howarth pp 43-48 Pl 12-13
Pl 14a 15a
Edinburgh pp 38
Billcliffe F & I pp 12-13
pp 70-82 114

According to Howarth the 120 Mains Street flat was photographed by Annan in March 1900 and the pictures published in The Studio 1901.

The flat consisted of four mainrooms sharing some general principles.

The dining-room contrasted white frieze, ceiling with the dark colour of the wall below the picture-rail while all the woodwork was dark-stained pine, beeswaxed, with grey-brown paper on the walls. In the bedroom the walls and woodwork were in one tone of white relieved both by green panels in the broad frieze rail and by richly embroidered bed-hangings and curtains also by glass jewels in the ornament of the bed the mirror and the wardrobe. The studio room was designed to be seen from the eye-level of a seated person. In the drawing room the walls were covered with slightly grey canvas and all the woodwork was enamelled white. The carpet was grey. The ceiling lamps were made of silver profusely set with purple glass ornaments. The mantelpiece was in white enamelled wood; the grate was of polished steel and its back of white cement. Mackintosh's flat shows many new decoration schemes. He designed in a Japanese interior style - "SINKABE-KOZO" - decoration on the wall with plain colour and Japanese prints on the mantelpiece and on his book case.

24-A
Drawing room, Elevation of fireplace
Pencil and Watercolour
27.0 x 58.0 cm Scale 1:12
Col : U G M C

24-B
Dining room, Elevation of fireplace
and Side wall
30.4 x 59.0 cm Scale 1:12
Col : U G M C

24-C
Bedroom, elevation with furniture
Pencil on paper
30.0 x 73.6 cm Scale 1:24
Col : U G M C

24-D
Drawing room, preliminary sketch of
24-A
Pencil
37.3 x 54.5 cm Scale 1:12
Col : U G M C

24-E
Dining room, preliminary sketch of
fireplace
Pencil
25.3 x 29.3 cm
Col : U G M C

24-F
Preliminary sketch of Drawing room
or Dining room ?
Pencil and Watercolour
27.9 x 52.8 cm Scale 1:12
Col : U G M C

25 DUNGLASS CASTLE (Interiors)

Date : 1900
Place : Bowling Dunbartonshire
Client : Charles Macdonald
(Macdonald family)
Litt : Howarth pp 23 47 144 Pl 11a
Billcliffe F & I pp 14 70-74
pp 83-85

Charles Macdonald was a lawyer and the brother of the sisters Margaret and Francis Macdonald. He probably was responsible for this interior. The furniture drawings were inscribed "Char. Macdonald" "June 1900" by Mackintosh himself. Billcliffe suggests that Dunglass Castle was designed in 1900 and not 1899 as suggested by Howarth.

25-A
Preliminary sketch for fireplace and
settle
Pencil
30.6 x 43.5 cm Scale 1:12
Col U G M C

26 WINDYHILL

Date : 1900-1902
 Place : Houston Street Kilmacolm
 Renfrewshire
 Client : William Davidson
 D of G : decree 8 Aug 1900
 completed -
 Litt : Dekorative Kunst May 1902
 pp 193-203
Pevsner pp 95-97
Howarth pp 33 93-107 Pl 33
 Pl 34-35
Edinburgh pp 37 Pl 21
Billcliffe F & I pp 11 105-
 113 138-139 175 177

Windyhill was the first of Mackintosh's large private houses. There is no record in Honeyman & Keppie's job-book except for furniture in 1903-1904. Mackintosh also inscribed on the D of G drawings using the signature "Char R Mackintosh Arch". Windyhill may have been an independent commission for him. The drawings were handed to the D of G in July 1900 and approved on 8 Aug 1900. Photographs of Windyhill were published in Dekorative Kunst March 1902. At the same time Messrs Honeyman & Keppie carried out a private house for Bernard Doulton at Kilmacolm near Windyhill from 1900-1902. The records of the D of G show that the drawings for this house were handed in together with Windyhill drawings and have the same serial number. The D of G drawings seem to be by the same hand as that of Windyhill.

26-A
 Perspective South-West
 Pen on paper
 28.9 x 57.2 cm
 Col : G S A

26-B
 Perspective North-East 1900
 Pen on paper
 28.9 x 57.2 cm
 Col : G S A
 26-C
 Plan of Ground floor
 Pencil Pen and Watercolour on
 Tracing linen
 37.8 x 60.5 cm Scale 1:96
 Drawing for D of G
 Col : S R C R
 26-D
 Plan of First floor
 Pen and Watercolour on Tracing linen
 38.0 x 60.6 cm Scale 1:96
 Drawing for D of G
 Col : S R C R
 26-E
 Block Plan
 Pen and Watercolour on Tracing linen
 38.6 x 59.6 cm Scale 1:96
 Drawing for D of G
 Col : S R C R
 26-F
 Long Cross A and B Section
 Pen and Watercolour on Tracing linen
 39.3 x 56.0 cm Scale 1:96
 Drawing for D of G
 Col : S R C R
 26-G
 East Elevation
 Pen and Watercolour on Tracing linen
 38.0 x 59.5 cm Scale 1:96
 Drawing for D of G
 Col : S R C R
 26-H
 North Elevation
 Pen and Watercolour on Tracing linen
 37.7 x 55.8 cm Scale 1:96
 Drawing for D of G
 Col : S R C R
 26-1
 West Elevation
 Pen and Watercolour on Tracing linen
 37.8 x 58.5 cm Scale 1:96
 Drawing for D of G
 Col : S R C R

26-J
 South Elevation
 Pen and Watercolour on Tracing linen
 37.4 x 56.6 cm Scale 1:96
 Drawing for D of G
 Col : S R C R
 26-K
 Plan showing drains
 Pencil Pen on Brown tracing paper
 Col : U G M C
 26-L
 Ground floor Heating runs and Etc
 Pencil Crayon and Wash on Brown
 tracing paper
 32.6 x 37.0 cm Scale 1:96
 Drawing by Heating Engineer
 Col : U G M C
 26-M
 First floor Heating runs and Etc
 Pencil Crayon and Wash on Brown
 tracing paper
 32.6 x 37.0 cm
 Drawing by Heating Engineer
 Col : U G M C

27 INGRAM STREET TEA-ROOMS (Interiors)

Date : 1900-1901
 White Dining Room Billiard
 Room and Cloister Room
 1906-1907
 Oak Room
 1909-1910
 Oval Room and Ladies'
 rest Room
 1911
 Chinese Room
 1911-1912
 Cloister Room
 Place : 205-215 Ingram St Glasgow
 Client: Catherine Cranston
 D of G: decree 19 August 1900
 completed 10 Jan 1900
 Litt : Academy 1901 I pp 69
Studio May 1903 pp 286
Howarth pp 131-136 PI 50-52
Billcliffe F & I pp 18 86-94
 pp 194-196 201 214-217

According to Howarth the tea-rooms
 were established at 205-209 Ingram
 St probably in 1895.

They consisted of a gentlemen's
 tea-room which later became the
 Chinese Room 1911 a ladies' tea-
 room a Smoking Room and the Scott
 Morton Room.

Howarth noted that Mackintosh's work
 began when the property was acquired
 c.1900 and remodelled in the follow-
 ing year. However the D of G drawings
 show clearly that the works were carried
 out in 1900 and the chair drawing for the
 White Dining Room was dated 1900.

The White Dining Room the Billiards
 Room in the basement a new staircase
 a part of Kitchen a new toilet on the
 ground floor were added and also some
 walls were moved as well as a stencil
 decoration on the original Cloister Room
 which was later totally re-designed in
 1911-1912

The Oak Room was designed in 1906-1907
 at the corner of Ingram St and Miller St
 adjoining the White Dining Room.
 In 1909-1910 Mackintosh designed a new
 tea-room - the Oval Room on the first
 floor and the ladies' rest room on the
 ground floor to the rear of the Oak Room
 and the White Dining Room

27-A
 White Dining Room
 Preliminary design for a window with
 a seat ?
 Pencil and Watercolour on paper
 30.8 x 19.6 cm Scale 1:12
 Col : U G M C

27-B
 Block Plan
 Pen and Watercolour on Tracing linen
 49.6 x 57.7 cm
 Drawing for D of G
 Col : S R C G

27-C
 Plan of Basement
 Pencil Pen and Watercolour on
 Tracing linen
 49.5 x 59.5 cm Scale 1:96
 Drawing for D of G
 Col : S R C G

27-D
 Plan of Ground floor and Entresol
 Pencil Pen and Watercolour on
 Tracing linen
 49.7 x 61.7 cm Scale 1:96
 Drawing for D of G
 Col : S R C G

27-E
 Section A-B and Section C-D
 Pen and Watercolour on Tracing linen
 49.8 x 59.2 cm Scale 1:96
 Drawing for D of G
 Col : S R C G

28 ARTIST'S COUNTRY COTTAGE AND
 ARTIST'S TOWN HOUSE
 (Unexecuted designs)

Date : c 1900
 Litt : Dekorative Kunst Mar 1902
 pp 211-213
 Howarth pp 111-112 Pl 44abc
 Pl 45abc
 Edinburgh pp 37-38 Pl 21
 Cooper pp 89-92
 AA School pp 28-31

This project may not have been the result of a commission, but may be an example of Mackintosh designing an imaginary scheme, enjoying artistic freedom. Muthesius suggested that he had designed his own ideal home for himself and his new wife Margaret Macdonald whom he married in 1900. The Artist's Country Cottage was a courtyard house having a compact plan and set on a long narrow site surrounded by high walls. It was probably designed for a town site. The Artist's Town House is much more compact and on a smaller site than the Country Cottage.

28-A
 Artist's Country Cottage
 South Elevation and Plans
 Pencil Pen and Light green wash on
 Cream paper
 20.3 x 44.7 cm
 Col : U G M C

28-B
 Artist's Country Cottage
 East Elevation
 Pencil Pen and Light green wash on
 Cream paper
 20.3 x 25.0 cm
 Col : U G M C

28-C
 Artist's Country Cottage
 West Elevation
 Pencil Pen and Light green wash on
 Cream paper
 20.3 x 25.0 cm
 Col : U G M C

28-D
 Artist's Country Cottage
 North Elevation
 Pencil Pen and Light green wash on
 Cream paper
 20.3 x 44.7 cm
 Col : U G M C

28-E
 Artist's Town House
 North Elevation and Plans
 Pencil Pen and Watercolour on paper
 26.8 x 49.6 cm
 Col : G S A

28-F
 Artist's Town House
 East Elevation
 Pencil Pen and Watercolour on paper
 20.2 x 38.5 cm
 Col : G S A

28-G
 Artist's Town House
 South Elevation
 Pencil Pen and Watercolour on paper
 27.2 x 39.2 cm
 Col : G S A

Date : 1899-1906
Place : 20-28 Renfield Lane Glasgow
Client : The Daily Record Newspaper
D of G : Decree 17 May 1900
 Completed 8 March 1906
Litt : Job Book 1900-
 Daily Record, 27th May 1901.
 Howarth pp 62 174-175 P1 69
 Edinburgh pp 39 P1 24
 A A School pp 21

29-A
Coloured perspective to Lane
Pencil Pen and Watercolour on paper
117.7 x 37.2 cm
Col : U G M C

29-B
Block Plan April 1899
Pencil Pen and Watercolour on
Tracing linen
42.2 x 70.6 cm Scale 1:96
Drawing for D of G
Col : S R C G

29-C
Plan of Ground First and Second floors
April 1900
Pencil Pen and Watercolour on
Tracing linen
53.0 x 73.2 cm Scale 1:96
Working Drawing
Col : W S G A

29-E
Plan of Basement May 1900
Pencil Pen and Watercolour on
Tracing linen
29.2 x 47.1 cm Scale 1:96
Drawing for D of G
Col : S R C G

29-F
South and East Elevation April 1900
Pencil Pen and Watercolour on
Tracing linen
51.5 x 68.5 cm Scale 1:96
Working Drawing
Col : W S G A

29-G
Elevation to St Vincent Lane Apr. 1900
Pencil Pen and Watercolour on
Tracing linen
51.6 x 67.4 cm Scale 1:96
Working Drawing
Col : W S G A

29-H
Cross and Long Sections April 1900
Pencil Pen and Watercolour on
Tracing linen
50.8 x 68.2 cm Scale 1:96
Working Drawing
Col : W S G A

29-1
Detail Section of Staircase and Doors
April 1900
Pencil Pen and Watercolour on
Tracing linen
96.0 x 70.0
Scale 1:24
Drawing for D of G
Col : S R C G

29-J
Detail of Iron work cross and Long
Sections April 1900
Pencil Pen and Watercolour on
Tracing linen
70.5 x 129.0 cm Scale 1:24
Drawing for D of G
Col : S R C G

30 A COUNTRY MANSION

Date : 1900-1901
Litt : Edinburgh pp 37
Walker pp 131 135

The drawing titled by Mackintosh 'A Country Mansion' shows two preliminary elevation designs. Haus Eines Kunstfreundes entered for the competition at Darmstadt 1901 resembles in the character of the elements and conception the preliminary sketches and is possibly the same project.

The condition of the site with the stepped ground level shown in elevation is used in both projects. We know also that he changed elevations on several projects for example Auchinbothie gate lodge and preliminary scheme of G S A

30-A

Preliminary design of Art-Lover's House? Two Elevations
Pencil and Watercolour on paper
55.2 x 76.x cm
Col : U G M C

31 HAUS EINES KUNSTFREUNDES (Competition unpremiated)

Date : Dec 1900-Mar 1901
Litt : Zeitschrift fur Innendekoration Dec 1900
Meister der Innenkunst 1902
text by H Muthesius
Howarth pp 157-163 Pl 61-63
Baillie Scott and the Arts and Crafts Movement pp 216-238
Billcliffe F&I pp 97-103
AA School pp 32-35

The competition of Haus Eines Kunstfreundes was announced in the Zeitschrift fur Innendekoration Dec 1900 the deadline of entry was set for 25 Mar 1901

The 36 projects entered were judged on the 16-17 May at Darmstadt by 8 judges (Olrich Alex Koch Von B Vaendas H Christiansen F Putzer J Grabner H Schliepmann and Mackintosh's friend J Hofmann)

The particular purpose was to contribute solutions to questions confronting modern architecture. The first prize of 8,000 marks however was not awarded to anyone and the sum was divided among many more than 16 competitors. The highest prize 1,800 marks (second prize) was awarded to Baillie Scott the third prize was divided into prizes of 600 and 120 marks awarded to Leopold Baure Oskar Marmorek and Paul Zeroch.

Mackintosh's entry Der Vogel was disqualified from the competition because he failed to submit the required number of Interior perspectives. However these were drawn afterwards for his portfolio Meisres Des Innenkunst and Mackintosh was awarded a 'purchase' prize of 600 marks (second highest prize)
In 1902 Mackintosh Baillie Scott and L Bauer published a portfolio 'Meister Der Innenkunst' with Alex Koch of Darmstadt

31-A

Preliminary drawing for a Bedroom
Pencil and Watercolour on Tracing paper
27.0 x 52.1 cm Scale 1:12
Col : U G M C

31-B

Preliminary drawing for a cupboard
Pencil and Watercolour on Tracing paper
27.0 x 45.8 cm Scale 1:12
Col : U G M C

31-C

Title page
Lithographic colour print
52.7 x 39.2 cm
Col : G S A U G M C

31-D
Plans (page 1)
Lithographic colour print
52.7 x 39.2 cm
col : G S A U G M C
31-3
West and East Elevation (page 2)
Lithographic colour print
52.7 x 39.2 cm
Col : G S A U G M C
31-F
North Elevation (page 3)
Lithographic colour print
52.7 x 39.2 cm
Col : G S A U G M C
31-G
South Elevation (page 4)
Lithographic colour print
52.7 x 39.2 cm
Col : G S A U G M C
31-H
Perspective North-West (page 5)
Lithographic colour print
52.7 x 39.2 cm
Col : G S A U G M C
31-I
Perspective South-East (page 6)
Lithographic colour print
52.7 x 39.2 cm
Col : G S A U G M C
31-J
Perspective Reception and Music-
room (page 7) 1901
Lithographic colour print
52.7 x 39.2 cm
Col : G S A U G M C
31-K
Reception and Music-room window
wall window wall (page 8)
Lithographic colour print
52.7 x 39.2 cm
Col : G S A U G M C
31-L
Reception of Music-room
fireplace and organ case walls
(page 9)
Lithographic colour print
52.7 x 39.2 cm
Col : G S A U G M C
31-M
Perspective Nursery (page 10)
1901
Lithographic colour print
52.7 x 39.2 cm
Col : G S A U G M C

31-N
Bedroom fireplace wall (page 11)
Lithographic colour print
52.7 x 39.2 cm
Col : G S A U G M C
31-0
Entrance Hall fireplace wall (page 12)
Lithographic colour print
52.7 x 39.2 cm
Col : G S A U G M C
31-P
A cupboard of Dining-room (page 13)
Lithographic colour print
52.7 x 39.2 cm
Col : G S A U G M C
31-Q
Perspective Dining-room (page 14) 1901
Lithographic colour print
52.7 x 39.2 cm
Col : G S A U G M C

32 DESIGN FOR A STUDY ROOM (Interiors)

Date : c 1900
Litt : Billcliffe F & I pp 101-102

Billcliffe suggests drawing (32-A) was a preparatory study of the Hall for the Haus Eines Kunstfrundes and the drawing (32-B) is possibly an early design for either the Ladies Room or the Warndorfer Music Salon

However the drawings are probably a set for an unknown Mackintosh project perhaps a design for a Study or Library. He used a similar design pattern for the Hall of the Haus Eines Kunstfreundes. According to Billcliffe the drawing (32-A) shows a bookcase to the left which became the actual door of the reception room. However it seems very unusual to design a bookcase for a Hall

32-A
Elevation of door and writing desk wall
Pencil and Watercolour on paper
25.4 x 38.4 cm Scale 1:12
Col : U G M C

32-B
Elevation of fireplace wall
Pencil and watercolour on paper
25.4 x 36.9 cm Scale 1:12
Col : U G M C

33 EXHIBITION STAND FOR THE GLASGOW
INTERNATIONAL EXHIBITION 1901
(Messrs Rae Brothers Camera
shop)

Date : 1901
Place : Kelvingrove Park Glasgow
Client : Messrs Rae Brothers
Litt : Exhibition 1901 office
catalogue
Dekorative Kunst VIII 1901
pp 495
Billcliffe F & I pp 104

The Exhibition was opened early in
May and continued for a period of
about six months.

Mackintosh designed exhibition
stands also for Pettigrew & Stephens
clothing shop; the Glasgow School
of Art exhibits of working
handicrafts book binding; Francis
Smith Cabinetmaker and
upholsterer

33-A
Exhibition stand Front Elevation
Pencil and Watercolour on paper
28.4 x 40.6 cm Scale 1:12
Col : U G M C

34 DESIGN FOR SMALL CONSERVATORY
(Addition)

Date : 1901
Place : 29 Hamilton Drive Hillhead
Glasgow
Client : Alexander Frew
D of G : decree 22 May 1901
completed 19 Dec 1901

This small commission is unknown in
detail. However the D of G drawings
were clearly drawn by Mackintosh's
hand.

The work consisted of a small addition -
a conservatory with W C and bath-room
at ground floor level over the existing
door to the basement.

34-A
Block Plan May 1901
Pen and Wash on Tracing linen
38.5 x 72.0 cm Scale 1:192
Drawing for D of G
Col : S R C G

34-B
Plan of Basement floor. Ground floor
and Elevations May 1901
Pen and Watercolour on Tracing linen
38.5 x 72.0 cm Scale 1:96
Drawing for D of G
Col : S R C G

35 A PROPOSED GOLF CLUB HOUSE
(Unexecuted)

Date : c 1901
Litt : Walker pp. 134

This project is unknown in detail.
He provided two types of design in
the perspective sketches.
Both sketches show Mackintosh's
characteristic design of a thick wall
with a big pyramid roof as he
designed for Auchenbothie Gate Lodge
(1901-1902) and for the court elevation
of Ruchill Church Hall (1899-1900)
The flat roof elevation suggests the
G S A attic floor when it was extended
(second stage 1907-1909)
The design also recognizes the grid
windows wood-work and the tapered
pillar in both schemes.

35-A
Preliminary design Perspective (1)
Pencil on cream paper
28.9 x 54.0 cm
Col : U G M C

35-B
Preliminary design Perspective (2)
Pencil on cream paper
19.5 x 51.5 cm
Col : U G M C

36 14 KINGSBOROUGH GARDENS
 (Interiors)
 Date : 1901-1902
 Place : 14 Kingsborough Gardens
 Kelvinside Glasgow
 (Now 34)
 Client : Mrs Rōwat mother of Jessie
 Rōwat (wife of Fra Newbery)
 Litt : Dekorative Kunst March 1902
 pp 204-205
Howarth pp 48-49
Cooper pp 62-63
Billcliffe F & I pp 14 114-
 118

The interior work included the Hall
 settle forming a screen for the
 stairs several light fittings some
 fireplaces and stencil decoration
 and the drawing-room in the first
 floor

The photograph of the drawing-room
 was published in Dekorative Kunst
 March 1902. The furniture drawing
 also was dated 1902 by Mackintosh
 himself.

Billcliffe suggested that it was
 carried out later in 1901 or early
 1902.

36-A
 Bedroom at second floor Elevation
 of window wall
 Pencil and Watercolour
 23.1 x 29.4 cm Scale 1:12
 Col : U G M C

37 THE GATE LODGE AT AUCHENBOTHIE
 Date : 1901-1902
 Place : Port Glasgow Road Kilmacolm
 Renfrewshire
 Client: Hugh Brown Collins
 D of G: decree 11 Oct 1901
 completed -
 Litt : Job book 1901
Howarth pp 109
Edinburgh pp 36
Cooper pp 38

The mansion, Auchenbothie was built
 by William Leiper in 1898. Mackintosh
 designed the tiny gate lodge at
 Auchenbothie for Major H B Collins
 The D. of G drawings were dated Aug.
 1901 and the plan was re-presented
 to the D. of G on 8 May 1902 with
 the new firm's name, Honeyman Keppie
 Mackintosh Architects, by Mackintosh
 himself.

He provided the four sets of designs
 for this tiny gate lodge which could
 have been drawn from drawings 35-A-D.
 It seems that Mr Collins did not
 accept Mackintosh's original designs
 and the final design returned to a
 more conventional style similar to
 C F Voysey

This project is a good example of
 Mackintosh working a conservative
 style responding to the taste of the
 client and not adopting a haughty
 attitude.

37- A
 Proposed design (1)
 Plans and Elevations 1901
 Pen and Watercolour on Cream paper
 33.5 x 43.3 cm
 Col : U G M C

37- B
 Proposed design (2)
 Plans and Elevations
 Pen and Watercolour on Cream paper
 33.9 x 43.3 cm
 Col : U G M C

37- C
 Proposed design (3)
 Plans Elevations and Section
 Pen and Watercolour on Cream paper
 33.5 x 43.3 cm
 Col : U G M C

37- D
 Executed design
 Plan Elevations and Section
 Pencil Pen and Watercolour on Cream
 paper Aug 1901
 52.7 x 68.4 cm
 Drawing for D of G
 Col : U G M C

37-E
 Re-designed plan May 1902
 Pencil Pen and Watercolour on
 Tracing linen.
 22.0 x 38.8 cm Scale 1:96
 Drawing for D. of G.
 Col : S R C R
 37-F
 Detail drawing for Plan, Elevation
 and Section Aug 1901
 Pencil Pen and Watercolour on
 Tracing linen
 65.0 x 155.0 cm Scale 1:24
 Drawing for D. of G.
 Col : S R C R

38 LIVERPOOL ANGLICAN CATHEDRAL
 (Competition unpremiated)

Date : 1901-1902
 Place : St James's Mounts and
 Gardens Liverpool
 Client : The committee of the
 Liverpool Cathedral
 Litt : B N Vol LXXXI Sept Nov
 1901 pp 343 417 588
Builder No LXXXIII July
 1902 pp 69-71
B A Vol LIX Mar 1903
 pp 190-191 194-195
Pevsner pp 129
Howarth pp 184-187 191
 Pl 72-73
A R Sept 1975 pp 155-162
AA School pp 26-27

The competition was announced
B N 13 and 27 Sept 1901. The dead line
 for entry was set for 1st Dec. 1901
 but this stipulation was removed and
 the date for entries was put forward
 to 30 June 1902.
 The theme for the competition was
 "The style of architecture shall be
 Gothic". 102 portfolios were entered
 of which 17 were from foreign countries,
 8 from Scotland including from
 Honeyman Keppie & Mackintosh, one
 was from Ireland and 76 from England

An exhibition of all the entries was
 held in the Walker Art Gallery
 Liverpool. The works of five
 architects; Austin & Paley, Nicholson,
 G.G Scott, Malcolm Stark and
 W J. Tapper were selected for the final
 competition by the judges Bodley and
 N Shaw in Aug 1902

The premiated architects were then
 asked to amend their designs and were
 assessed in May 1903. The committee
 chose G G Scott on 26 May 1903
 Mackintosh's design was published in
B A 13 March 1903

38-A
 Perspective South-West,
 Pen on Cream paper
 59.9 x 83.3 cm
 Drawing not by Mackintosh
 Col : U G M C
 3 -B
 Preliminary design for plan
 Pencil and Green wash on Cream paper
 78.0 x 60.0 cm
 Col : G S A
 38-C
 Preliminary design for South Elevation
 Pencil on Cream paper
 51.5 x 67.0 cm
 Col : G S A
 38-D
 Preliminary design for West Elevation
 Pencil on Cream paper.

Col : G S A
 38-E
 Plan No 1
 Pen on Cream paper
 63.0 x 91.3 cm
 Col : U G M C
 38-F
 South Elevation No 3
 Pen and Wash on Cream paper
 62.4 x 90.9 cm
 Col : U G M C
 38-G
 West Elevation No 2
 Pen and Wash on Cream paper
 62.7 x 91.4 cm
 Col : U G M C

38-H
East Elevation No 4
Pen and Wash on Cream paper
62.8 x 91.5 cm
Col : U G M C

38-I
Through Nave and Choir Section No 5
Pen and Wash on Cream paper
64.0 x 91.6 cm
Col : U G M C

38-J
Long Section No 6
Pen and Wash on Cream paper
62.7 x 91.2 cm
Col : U G M C

39 A HOUSE AT KILMACOLM

Date : 1902
Place : Kilmacolm Renfrewshire.
Litt : Walker pp 132

Very little is known about this project whether it was from his imagination or for an unknown client. The style is unlike Windyhill Hill House and an Art-Lover's House being closer to the Franco-Scots manner of William Leiper. However it is a good example of the range of Mackintosh's designs.

The authors believe the drawings 39-E-F were probably executed preliminary designs having a similar plan scale and position of windows to those shown in 39-A-D.

There is a difference in the style of the elevation between the executed preliminary designs (39-E-F) and the unexecuted designs (39-A-D) as occurred in the early designs for the G.S.A. North elevation.

He also designed the window of the bedroom in a similar manner to the library window of G.S.A. South elevation. (also see appendix, III)

39-A
Plan of Ground floor Dec 1902
Pencil Pen and Green wash on Brown tracing paper

54.5 x 34.5 cm
Col : U G M C
39-B
Plan of First floor Dec 1902
Pencil Pen and Green wash on Brown tracing paper

53.3 x 33.2 cm
Col : U G M C
39-D

West and South Elevation Dec 1902
Pencil Pen and Grey wash on Brown tracing paper
50.0 x 34.7 cm
Col : U G M C

39-C
North and East Elevation Dec 1902
Pencil Pen and Grey wash on Brown tracing paper
53.0 x 34.5 cm

Col : U G M C
39-E (executed)
Preliminary design Plan of Base Attic floor and Sections

Pencil on paper
56.4 x 78.0 cm
Col : U G M C
39-F (executed)
Preliminary design Elevations
Pencil on paper
53.5 x 77.7 cm
Col : U G M C

40 HILL HOUSE

Date : 1902-1904
Place : Upper Colquhoun Street
Helensburgh Dunbartonshire
Client: Walter W Blackie
(Publisher of Glasgow)
Litt : Job-book 1902-1905
Deutsche Kunst and Dekoration
March 1905 pp 337-360
Academy 1906 II pp 73-74
Pevsner pp 101-109
Howarth pp 68 93-107 Pl 36-42
Edinburgh pp 39-40 Pl 22-23
MacLeod pp 80 82-96
J I D July 1977 pp 70-79
Billcliffe F & I pp 15-16 140-150 153-158 197 216-217

Walter Blackie was introduced to Mackintosh by his Art manager Talwyn Morris. Hill House was designed in the first half of 1902 and construction probably started later in 1902 before he made the three perspective drawings in the first few months of 1903.

In February 1903 the plans were changed. The drawing room and main bedrooms were extended and the linen-room and Billiard room were abandoned

Mackintosh presented new sets of drawings. After this time he probably provided detailed designs for the main bedroom (40-M-P)

According to Billcliffe he was designing moveable furniture for Hill House from Nov 1903 starting with the main bedroom until autumn

1904 some months after the Blackies had moved in.

Photographs of the Hill House were published in Deutsche Kunst und Dekoration in March 1905 and were probably taken before the client moved in. However some furniture was designed in 1905 and he was still providing designs in 1908.

40-A
Perspective South-West 1903
Pen on Cream paper
33.6 x 57.2 cm
Col : G S A

40-B
Perspective North-West 1903
Pen on Cream paper
32.5 x 62.0 cm
Col : J L

40-C
Perspective South-East 1903
Pen on Cream paper
33.0 x 54.0 cm
Col : J L

40-D
Plan of Basement March 1903
Pencil and Wash on Brown tracing paper
46.0 x 61.3 cm Scale 1:96
Col : S U A

40-E
Plan of Ground floor July 1902
Pencil and Wash on Brown tracing paper
48.0 x 63.0 cm Scale 1:96
Col : S U A

40-F
Plan of First and Attic floor March 1902
Pencil and Wash on Brown tracing paper
48.0 x 62.6 cm Scale 1:96
Col : S U A

40-G
Plan of Roof March 1902
Pencil and Wash on Brown tracing paper
44.2 x 61.0 cm Scale 1:96
Col : S U A

40-H
Sketch of Plans, Ground, first floor, Attic floors 21 Feb 1903
Pencil on light blue paper
21.0 x 26.3 cm
Col : S U A

40.1
Alternative design of first floor plan Feb 1904
Pencil and Wash on Brown tracing paper

33.8 x 45.0 cm Scale 1:96
Col : S U A

40-J
South Elevation July 1902
Pencil and Wash on Brown tracing paper

Col : R I A S

40-K
North Elevation July 1902
Pencil and Wash on Brown tracing paper

Col : R I A S

40-L
West and East Elevations July 1902
Pencil and Wash on Brown tracing paper

45.4 x 69.5 cm Scale 1:96
Col : S U A

40-M
Plan of bedroom
Pencil and Watercolour
33.0 x 53.8 cm Scale 1:24
Col : U G M C

40-N
Elevation of window wall
Pencil and Watercolour
34.6 x 64.7 cm Scale 1:24
Col

40-O
Elevation of bed wall
Pencil and Watercolour
31.5 x 45.3 cm Scale 1:24
Col : U G M C

40:P
Elevation of fireplace and door wall
Pencil and Watercolour
43.0 x 71.1 cm Scale 1:24
Col : V A M

41 WILLOW TEA-ROOMS (Interiors)

Date : 1903-1904
1906 (Alteration of lavatory)
1916-1917 (Dug-Out)

Place : 217 Sauchiehall St Glasgow

Client : Catherine Cranston

D of G : decree 12 Mar 1903
completed 24 Nov 1904
(Alteration of Stairs)
decree 29 Mar 1906
completed 9 Aug 1906
(Alteration of Lavatory)
decree 21 Dec 1916,
completed 4 Dec 1917
(The Dug-Out).

Litt : Job-book 1903-1906
Dekorative Kunst Apr. 1905
pp 257-275
B J Nov 1906 pp 267-269
Pevsner pp 121-127
Howarth pp 124 136-147
Pl 53-57
Edinburgh pp. 41-42 44 Pl. 27
Billcliffe F & I pp 14-15.
128-138 235-238.

The Willow Tea-rooms were opened in Oct. 1904 at 217 Sauchiehall Street. The construction began in March 1903 as is shown in the job-book of the mason and in the D of G. However, the D of G's approval for alterations to the stairs at 211 & 217 Sauchiehall St J Henderson were named as the trustees for the building.

Billcliffe noted most of the furniture was designed from July to Nov 1903 but some pieces were still being added in 1905.

On the 29 March 1906 the D of G approved the alteration of the kitchen and a lavatory in the asement for the Willow Tea-rooms by Honeyman Keppie & Mackintosh. This was completed in Aug 1906. The job-book is also dated 1906 and gives some details of works undertaken.

In 1916-1917 Miss Cranston commissioned Mackintosh to design another tea-room 'The Dug-Out' in the basement.

Mackintosh had left Glasgow. herefore the designs were made in London in his to Chelsea studio and he applied the D of G through J Carruthers, a Glasgow architect.

41-A
Alteration for stair
Block Plan Feb 1903
Pen and Wash on Tracing linen
39.0 x 41.0 cm Scale 1:192
Drawing for D of G
Col : S R C G

41-B
Alteration for stair, Plan of Second and Third floor Feb 1903
Pen and Wash on Tracing linen
44.0 x 60.0 cm Scale 1:96
Drawing for D of G
Col : S R C G

41-C
Alteration for stair
Section and Elevation Feb 1903
Pen and Wash on Tracing linen
44.5 x 60.0 cm Scale 1:96
Drawing for D of G
Col : S R C G

41-D
 Alteration for lavatory Plan of
 Ground and Basement floor Mar 1906
 Pencil Pen and Watercolour on
 Tracing linen
 48.8 x 73.0 cm Scale 1:96
 Drawing for D of G
 Col : S R C G

41-E
 Alteration for lavatory Sections
 through salon cross and long Mar 1906
 Pencil Pen and Watercolour on
 Tracing linen
 48.2 x 74.8 cm Scale 1:9 6
 Drawing for D of G
 Col : S R C G

41-F
 Relief frieze at walls of front salon
 Pencil and Watercolour
 24.2 x 45.1 cm Scale 1:12
 Col : U G M C

41-G
 Dug-Out Elevation of west wall
 Pencil and Watercolour on paper
 40.2 x 76.5 cm Scale 1:12
 Col : G S A

41-H
 Dug-Out
 Elevation of North wall Feb 1917
 Pencil and Watercolour on paper
 30.8 x 77.7 cm Scale 1:12
 Col : G S A

41-I
 Dug-Out Block Plan Dec 1916
 Pencil Pen and Wash on Tracing linen
 52.5 x 69.8 cm Scale 1:96
 Drawing for D of G
 Col : S R C G

41-J
 Dug-Out Plan as existing Dec 1916
 Pencil Pen and Wash on Tracing linen
 52.5 x 69.0 cm Scale 1:96
 Drawing for D of G
 Col : S R C G

41-K
 Dug-Out Plan as proposed Dec 1916
 Pencil pen and Watercolour on
 Tracing linen
 52.5 x 69.0 cm Scale 1:96
 Drawing for D of G
 Col : S R C G

42 BEDROOM FOR THE DRESDENER
 WERKSTATTEN FUR HANDWERKSKUNST
 (Exhibition Interiors)

Date : 1903-1904
 Place : Dresden
 Litt : Deutsche Kunst und Dekoration
 Vol XIII 1904 pp 212-222
Edinburgh pp 40 Pl 25
Billcliffe F & I pp 150-152

A photograph of Mackintosh's unfurnished interior was published in the review of Dresdener Werkstätten für Handwerkskunst in Deutsche Kunst und Dekoration 1904. If compared with the bedroom at Westel Glasgow 1898 (23-A-E) this project shows clearly how much his style had changed in the early 1900s towards a geometry based on the square.

42-A
 Plan of bedroom
 Pencil and Watercolour on paper
 33.3 x 39.3 cm Scale 1:24
 Col : U G M C

42-B
 Elevation of window wall
 Pencil and Watercolour on paper
 35.0 x 49.5 cm Scale 1:24
 Col : U G M C

42-C
 Elevation of bed wall
 Pencil and Watercolour on paper
 32.0 x 40.8 cm Scale 1:24
 Col : U G M C

42-D
 Elevation of door wall
 Pencil and Watercolour on paper
 35.2 x 51.0 cm Scale 1:24
 Col : U G M C

42-E
 Elevation of fireplace wall
 Pencil and Watercolour on paper
 33.4 x 51.3 cm Scale 1:24
 Col : U G M C

43 SCOTLAND STREET SCHOOL

Date : 1903-1907
 Place : 255 Scotland St Glasgow
 Client : School Board of Glasgow
 D of G : Decree 24 Nov 1904
 completed 2 May 1907
 decree 9 Feb 1905
 (re-applied for the Janitors
 House and Infants latrines,
 front boundary wall)
 Litt : Record of the Glasgow
 School Board 1903-1906
 Job-book 1904-1907
B J Vol 24
 pp 266-268
Howarth pp 187-192 pl 75-76
Edinburgh pp 42-43 Pl 25
Cooper pp 46-47
Charls Rennie Mackintosh - Scotlnd
Street School A New Survey Glasgow
 Print Studio Text by A. MacMillan

On 22 June 1903 the first meeting
 between the School Board and
 Mackintosh, representing his office,
 took place.
 On 2 Nov 1903 the first design was
 submitted but some modifications were
 required and the design was finally
 approved on 23 Nov 1903. One year
 later the designs were approved by
 D. of G and building work was begun.
 However the Janitor's House, infants'
 latrines and front boundary wall were
 redesigned and this was reapproved by
 the D. of G. on 9 Feb 1905. This school was
 formally opened in Oct. 1906 and an article appeared in
 the Glasgow Herald on 6 Oct 1906 and was
 published in the B J on 28 Nov 1906.
 On 13 May 1907 the work was measured
 by the School Board and the architect
 explained the work to them. This
 probably represents the completion of
 the work.
 Although it appears that Mackintosh
 had complete control of the project
 the School Board imposed stringent
 limitations -

for example on 2 Nov. 1904 he strongly
 recommended the use of white Dullatur
 stone instead of red sandstone which was
 eventually used. The tile contractor
 complained of the unusual character of
 the tile work including the use of black
 tiles but the School Board decided against
 black tiles and would accept no
 responsibility for other special tiles
 ordered by architect.
 The total cost of the building had been
 about £14,740. J. Montgomery was clerk of
 works.

43-A
 Perspective North-East 1906
 Pen on cream paper
 54.2 x 110.2 cm
 Drawing by W F Moyies
 Col : U G M C
 43-B
 Block Plan No 1 Jan 1904
 Copy paper c A2 size Scale 1:192
 Drawing for D of G
 (original drawing missing)
 Col : S R C A
 43-C
 Plan of Ground floor No 2. Jan 1904
 Copy paper C A2 size Scale 1:96
 Drawing for D of G
 (Original drawing missing)
 Col : S R C A
 43-D
 Plan of First floor No 3. Jan 1904
 Copy paper C A2 size Scale 1:96
 Drawing for D of G
 (Original drawing missing)
 Col : S R C A
 43-E
 Plan of Second floor No 4 Jan 1904
 Copy paper C A2 size Scale 1:91
 Drawing for D of G
 (Original drawing missing)
 Col : S R C A
 43-F
 Elevation to Scotland St Jan 1904
 Copy paper c A2 size Scale 1:96
 Drawing for D of G
 (Original drawing missing)
 Col : S R C A

43-G
Elevation to Play ground Jan 1904
Copy paper c A2 size Scale 1:96
Drawing for D of G
(Original drawing missing)
Col : S R C A

43-H
East and West Elevation No 7
Copy paper c A2 size Scale 1:96
Drawing for D of G
(Original drawing missing)
Col : S R C A

43-I
Longitudinal Section No 8 Jan 1904
Copy paper c A2 size Scale 1:96
Drawing for D of G
(Original drawing missing)
Col : S R C A

43-J
Transverse Sections No 9 Jan 1904
Copy paper c A2 size Scale 1:96
Drawing for D of G
(Original drawing missing)
Col : S R C A

43-K
Janitor's House Plans Elevations
and Section No 10 Jan 1904
Copy paper c A2 size Scale 1:96
Drawing for D of G
(Original drawing missing)
Col : S R C A

43-L
Block plan (re-designed) Dec 1904
Pencil Pen and Wash on Tracing linen
50.6 x 66.3 cm Scale 1:92
Drawing for D of G
Col : S R C G

43-M
Infants latrines front boundary wall
1905
Pencil Pen and Wash on Tracing
41.4 x 59.0 cm Scale 1:96
Drawing for D of G
Col : S R C G

43-N
Janitor's House (re-designed) Plans
Elevations and Section Dec 1904
Pencil Pen and Watercolour on
Tracing linen
50.6 x 66.3 cm Scale 1:96
Drawing for D of G
Col : S R C G

44 HOUS'HILL (Interiors)

Date : 1904-1905
1909 (Card-Room)
Place : Nitshill Glasgow
Client : Major John Cochrane
(Husband of Catherine
Cranston)
Litt : Job-book 1904-1905 1909
Studio 1907 year book of
decorative art pp 58-60
Pevsner pp 113-115
Howarth pp 113-117 Pl 46-47
Billcliffe F & I pp 16-17 161-
175 198-201 212
Glasgow Herald 6 June 1981

According to Billcliffe in 1903-1904
the client invited Mackintosh to
redecorate the interiors of Hous'hill.
The works were carried out in 1904-1905
The job-book started in May 1904.
Photographs of the Dining-room, Blue
Bedroom, the Dining room and White
Bedroom were published in The Studio
Year Book of Decorative Art 1907.
The Billiards room, hall and vestibule
were specified in the job-book but no
photographs were published.
Later another room was made, the Card
Room, and one of the drawings for the
firegrate include the initials of the
client and the date 1909.
The job-book indicates the work was
carried out in 1909.
Hous'hill caught fire on July 1934, and
was bought and demolished by Glasgow
Corporation.

44-A
Drawing room
Sketch plan and Elevation of room
Pencil and Watercolour on paper
36.8 x 88.6 cm Scale 1:12
Col : U G M C

43-B
Drawing room Design for Cupboard
Elevation and Section 1904
Pencil and Watercolour
30.4 x 34.1 cm Scale 1:12
Col : U G M C

44-C
White bedroom. Plan Elevation of
Window wall and bed wall
Pencil and Watercolour on paper
35.0 x 87.0 cm Scale 1:12
Col : U G M C

44-D
Blue bedroom.
Plan and Elevation of door wall
Pencil and Watercolour on paper
36.0 x 87.0 cm Scale 1:12
Col : U G M C

44-E
Blue bedroom. Elevation of bed wall
and fireplace wall
Pencil and Watercolour on paper
36.2 x 87.0 cm Scale 1:12
Col : U G M C

44-F
Blue bedroom. Elevation of window
wall
Pencil and Watercolour on paper
36.8 x 87.0 cm Scale 1:12
Col : U G M C

45 ARDDARROCH
(Alteration)

Date : 1904-1905
Place : near Loch Goil Whistlefield
Dunbartonshire
Client: Brooman White
Litt : Job-book 1904-1905

This work is the author's own discovery
and details have yet to be published.
However the job-book indicates the
scale and date of work.

Only a drawing for the porch bearing a
No 4 has survived.

The author believes Mackintosh was
responsible for a service wing which was
added to Arddarroch but this has
unfortunately been demolished.

The Biographical Dictionary, Who's
Who in Glasgow in 1909 noted that
Mackintosh's work was to be found in
Loch Goil. It is almost certain
that this refers to Arddarroch.

45-A
Design for new porch Jan 1904
Pencil on Cream paper
41.8 x 62.4 cm Scale 1:24
Col : author's collection

46 SHOP AT 233 SAUCHIEHALL STREET
(Alterations)

Date : 1904-1905
Place : 233 Sauchiehall St Glasgow
Client : Messrs Henry & Carruthers
D of G : decree 8 Dec 1904
completed 30 Mar 1905
Litt : Job-book 1904-1905

The shop was situated in a corner of
the same block as the Willow Tea-rooms.
A new front and stairway were provided
and internal walls were removed.
The D. of G. drawings were signed by
Mackintosh but were drawn by a
draughtsman. The job-book specifies
that Mackintosh controlled the work.

46-A
Block Plan Nov 1904
Pen and Wash on Tracing linen
40.0 x 52.0 cm
Drawing for D of G by draughtsman
Col : S R C G

46-B
Plan of Basement Ground First floors
and Elevation and Section
Pen and Wash on Tracing linen
40.0 x 52.0 cm
Drawing for D of G by draughtsman.
Col : S R C G

47 DINING ROOM FOR A.B BALL
(Exhibition Interiors)

Date : 1905
Place : Berlin
Litt : Deutsche Kunst und Dekoration
Vol. XVI 1905 pp 402 416-417
A D 'J M Olbrich' Dec 1907
pp 570
The Glasgow Style P1 13-14
Billcliffe F & I pp 178-180

47-A
Plan for Dining room
Pencil on paper
28.8 x 48.9 cm Scale 1:24
Col : U G M C

47-B
Elevation of clock wall
Pencil and Watercolour on paper
26.1 x 37.1 cm Scale 1:24
Col : V A M

47-C
Elevation of cupboard wall
Pencil and Watercolour on paper
25.7 x 38.0 cm Scale 1:24
Col : U G M C

47-D
Elevation of window wall
Pencil and Watercolour on paper
25.7 x 43.3 cm Scale 1:24
Col : U G M C

48 6 FLORENTINE TERRACE
 (Alterations Mackintosh's
 own house)

Date : 1906
Place : 6 Florentine Terr Glasgow
 (now 78 Southpark Avenue)
Client : Charles Rennie Mackintosh
D of G : decree 12 Apr 1906
 completed 30 Aug 1906
Litt : Journal of R I B A Vol LIII
 Sept 1949 pp 489-491
 Howarth pp 44 117-120 292-
 293
 Edinburgh pp 42
 Billcliffe F & I pp 186-190
 249

Florentine Terrace was built in the 1850s as a terrace of three storeys with attic floor and double storey bay windows. Mackintosh's house occupied one end of this terrace. The alteration work was carried out in 1906, the same year in which he moved from 120 Mains St to Hillhead. The D. of G. drawings show the addition of a new bedroom to the rear of the building at first floor level with supporting steelwork (but was not executed).

Almost all of the windows to the lane were altered but not the front elevation except for the front door. The drawing room was enlarged by taking down the wall to an adjoining recess.

Interior features, especially fireplace and furniture, were brought from 120 Mains St Flat and re-used in this interior.

Mackintosh lived here until he left Glasgow in 1914 when W. Davidson (client of Windyhill) bought the house which was later acquired by Glasgow University. However the original building was demolished and a replica of Mackintosh's house has been incorporated in the new Hunterian Art Gallery, using original features of the interiors.

48-A
Plan of Ground First Second and Attic floors March 1906
Pencil Pen and Watercolour on Tracing paper

48.0 x 60.0 cm
Drawing for D of G by draughtsman
Col : S R C G

48-B
Cross Section Lane Elevation and Front Elevation and Detail of iron check 2 April 1906
Pencil Pen and Watercolour on Tracing linen

Drawing for D of G by draughtsman
Col : S R C G

48-C
Design for iron check for rear wing April 1906
Pencil and Watercolour on paper

52.9 x 74.9 cm
Col : U G M C

48-D
Ground floor Plan showings position of electric light and bells 1906
Pencil and Crayon on Brown tracing paper
33.5 x 20.8 cm Scale 1:96
Col : U G M C

48-E

Design for front door

Pencil on paper

25.5 x 26.3 cm

Col : U G M C

48-F

Design for windows in Drawing-room and Hall

Pencil on Tracing paper

44.0 x 74.6 cm

Col : U G M C

48-G

Design for panelling on the staircase and for the fireplace and shelves in the studio

Pencil on Tracing paper

47.5 x 73.4 cm

Col : U G M C

48-H

Design for staircase window and detail

Pencil on Cream paper

44.7 x 53.5 cm

Col : U G M C

49 EXHIBITION STAND FOR WILKINSON
HEYWOOD & CLARK LTD.

Date : 1906

Client: Wilkinson Heywood & Clark
Ltd

Litt : Billcliffe F & I pp 190-191

This stand design is not known in detail. It was commissioned for an exhibition and just one drawing exists.

49-A

Plan and Elevations Sept 1906

Pencil and Watercolour on paper

32.8 x 53.6 cm Scale 1:24

Col : U G M C

50 AUCHINIBERT

Date : 1906-1908

Place : Auchinibert Killearn
Stirlingshire

Client: F J Shand

D. of G: decree 20 June 1906
completed -

Litt : Job-book 1906-1908

Academy 1908 I pp 83

Pevsner pp III

Howarth pp 107 109-113 PI 43a

Billcliffe F&I pp 192-193

The drawings was approved on 20 June 1906 by the D of G. The job-book shows that the work, started in June 1906, ended in 1908.

Mossyde and Auchinibert were designed in the same year but bear little resemblance to each other. Mossyde is explicitly Scottish. Auchinibert is much more English and uses also Cotswold stone brought from England. In 1910-1911 the house was altered by another firm of architects J. A. Campbell & A. D. Hislop. The ground floor smoking room was extended, the first floor was altered, new bathrooms were put in the Guest chamber hall alcove and in the boys bedroom. The original bathroom was changed into a bedroom. In 1924 alterations were also proposed for the kitchen wing by the same architects.

50-A

Perspective East-North
Drawing from Academy 1908 I pp 83
Drawing by A G Henderson

50-B

Preliminary perspective East-North

Pencil on paper

55.5 x 62.2 cm

Col : U G M C

50-C

Preliminary perspective West-South

Pencil on paper

56.1 x 78.5 cm

Col : U G M C

50-D

Block Plan May 1906
Pencil Pen and Wash on Tracing
linen

39.2 x 54.2 cm

Drawing for D of G

Col : S R C S

50-E
Plan of Basement No 1 April 1906
Pencil Pen and Watercolour on
Tracing linen
39.1 x 56.0 cm Scale 1:96
Drawing for D of G
Col : S R C S
(a) May 1906
34.5 x 56.0 cm Scale 1:96
Working drawing
Col : H W H A
50-F
Plan of Ground floor No 2 Apr 1906
Pencil Pen and Watercolour on
Tracing linen
39.7 x 54.7 cm Scale 1:96
Drawing for D of G
Col : S R C S
(a) May 1906
34.5 x 57.0 cm Scale 1:96
Working drawing
Col : H W H A
50-G
Plan of First floor No 3 Apr 1906
Pencil Pen and Watercolour on
Tracing linen
39.4 x 54.9 cm Scale 1:96
Drawing for D of G
Col : S R C S
(a) May 1906
34.5 x 56.0 cm Scale 1:96
Working drawing
Col : H W H A
50-H
Plan of Attic floor No 4 Apr 1906
Pencil Pen and Watercolour on
Tracing linen
39.2 x 55.2 cm Scale 1:96
Drawing for D of G
Col : S R C S
(a) May 1906
35.0 x 56.0 cm Scale 1:96
Working drawing
Col : H W H A
50-1
Cross Sections No 8 Apr 1906
Pencil pen and Watercolour on
Tracing linen
39.5 x 54.6 cm Scale 1:96
Col : S R C S

(a) May 1906
35.0 x 56.0 cm Scale 1:96
Working drawing
Col : H W H A
50-J
East Elevation No 5 May 1906
Pencil Pen and Watercolour on
Tracing linen
39.5 x 54.6 cm Scale 1:96
Drawing for D of G
Col : S R C S
(a) May 1906
34.5 x 56.0 cm Scale 1:96
Working drawing
Col : H W H A
50-K
South & North Elevation No 6 May 1906
Pencil Pen and Watercolour on
Tracing linen
39.5 x 55.0 cm Scale 1:96
Drawing for D of G
Col : S R C S
(a) May 1906
34.5 x 51.0 cm Scale 1:96
Working drawing
Col : H W H A
50-L
West Elevation No 7 May 1906
Pencil Pen and Watercolour on
Tracing linen
39.1 x 54.6 cm Scale 1:96
Drawing for D of G
Col : S R C S
(a) May 1906
34.5 x 55.5 cm Scale 1:96
Working drawing
Col : H W H A
51 MOSSYDE
Date : 1906-1915
Place : Cloak Kilmacolm
Renfrewshire
Client : Hugh Brown Collins
D. of G. : decree 9 Nov 1906
completed -
(Ploughmans Cottage at Cloak
first stage of Mossyde)
decree 11 Apr 1908
completed -
(The Clock Cottage second
stage of Mossyde)

D of G : decree 11 June 1913
 completed -
 (Mossyde third stage of
 Mossyde)

Litt : Job-book 1906-1915
Howarth pp 107-108 11
 Pl 43 bc
Edinburgh pp 43 Pl 24

Mossyde was designed for Major H.B. Collins, one of Mackintosh's previous clients. He had designed a gate lodge at Auchenbothie in 1901 and made alterations for Auchenbothie Mains in 1911-1913.

Mossyde is a large Scottish style house with thick rubble walls, designed and built in three separate stages.

The first stage, a ploughman's cottage, was of two storeys and 25'9" square, a tiny tower house and was probably built in later 1906 or beginning of 1907 (completed in late 1907 - early 1908).

Shortly afterwards the second stage was built and gave an L-shaped plan to the Cloak Cottage. This sizeable addition with alterations was started in 1908 and was probably completed in 1910.

For the third stage of Mossyde a tower wing was designed three storeys high with crow-stepped gables but this was not executed. The work was carried out more in the style of the second addition and was probably built after 1913 to 1915.

Mackintosh's hand does not appear in the job-book for the third stage of Mossyde.

51-A
 Ploughman's Cottage (re-drew)
 Block Plan and Drains . Sept 1907
 Pencil Pen and Wash on Tracing linen
 37.5 x 56.8 cm
 Drawing for D of G by draughtsman
 Col : S R C R

51-B
 Ploughman's Cottage Sept 1906
 Plans Elevation and Section
 Pen and Watercolour on Tracing linen
 33.3 x 54.0 cm Scale 1:96
 Drawing for D of G by draughtsman
 Col : S R S R

51-C
 Clock Cottage
 Block plan and Drains May 1908
 Pencil Pen and Watercolour on
 Tracing linen
 48.3 x 68.5 cm Scale 1:96
 Drawing for D of G by draughtsman
 Col : S R C R

51-D
 Clock Cottage
 Plan of Basement Ground and Upper
 floors March 1908
 Pencil Pen and Watercolour on
 Tracing linen
 50.4 x 67.8 cm Scale 1:96
 Drawing for D of G
 Col : S R C R

51-E
 Clock Cottage
 Elevations Jan 1908
 Pen and Watercolour on Tracing linen
 50.4 x 68.0 Scale 1:96
 Drawing for D of G
 Col : S R C R

51-F
 Clock Cottage
 Plan of Attic and Sections Mar 1908
 Pen and Watercolour on Tracing linen
 50.1 x 68.0 cm Scale 1:96
 Drawing for D of G
 Col : S R C R

51-G
 Mossyde
 Plan of Ground floor
 pencil and Watercolour on Brown
 tracing paper
 27.0 x 37.0 cm
 Col : U G M C

51-H
 Mossyde. Plan of Upper floor and
 arrangement of bathroom fittings
 Pencil and Watercolour on Brown
 tracing paper
 27.0 x 37.0 cm
 Col : U G M C

51-I
 Mossyde
 Plan of Tower and Attic floor
 Pencil and Watercolour on Brown tracing paper
 26.0 x 37.0 cm
 Col. : U G M C
 51-J
 Mossyde South Elevation
 Pencil and Watercolour on Brown tracing paper
 26.0 x 37.0 cm
 Col. : U G M C
 51-K
 Mossyde East Elevation
 Pencil and Watercolour on Brown tracing paper
 26.0 x 37.0 cm
 Col. : U G M C
 51-L
 Mossyde North Elevation
 Pencil and Watercolour on brown tracing paper
 26.0 x 37.0 cm
 Col. : U G M C

52 THE GLASGOW SCHOOL OF ART :
 THE SECOND STAGE

Date : 1907-1909
 Place : 167 Renfrew Street Glasgow
 Client: The Governors of School of Art
 D.of G: decree 14 Nov 1907
 completed 11 Nov 1909
 Litt : Job-book
B.I. Dec 1909 pp 130-131
 Glasgow Herald "Opening Celebrations" 15 16 and 21 Dec 1909
Pevsner pp 84 131-135
Howarth pp 81-85 88-92
 Pl. 22-23 25-28 30-31
Edinburgh pp 34-35 Pl 16-17
Billcliffe F & I pp 204-211
G A No 49 'The Glasgow School of Art'
AA School pp 36-41

The first stage of the Glasgow School of Art was completely finished in 1906. This half of the building which included the entrance hall, museum, the studios and cloakrooms closely resembled the original competition design.

The erection of the second stage which started in 1907 was in its fully completed structural state and the official opening ceremony was performed by Sir James Fleming on 15 Dec 1909 and the opening celebrations continued until 20 Dec 1909. This stage provided more accommodation but was re-designed from the original competition entry and included a new West Elevation with the library, architecture studio, an attic storey, extended basement, the fire staircase and also provided new accommodation on the first wing; an attic storey the fire staircase and extended basement. (also see appendix,II)

52-A
 Preliminary sketch of new studio at the first wing (two storey).
 Pencil on Tracing brown paper
 37.8 x 68.5 cm
 Col. : G S A

52-B
 Preliminary sketch of new studio at the first wing (one storey).
 Pencil on Tracing brown paper
 35.7 x 39.0 cm
 Col. : G S A

52-C
 New East Elevation of 52-B
 Drawing by author.

52-D
 North Elevation June 1907
 Pen and Watercolour on Tracing linen
 68.7 x 104.6 cm Scale 1:96
 Drawing for D of G

Col. : S R C G
 (a)
 copy paper A1 size (original drawing missing) Scale 1:96
 Working drawing
 Col. : K H P A

(b) Nov 1910
 Pen and Watercolour on paper
 Drawing for Client (Memorial drawing)
 61.0 x 91.5 cm Scale 1:96
 Col : G S A

(c) 1907
 Pencil Pen and Wash on paper
 61.0 x 91.5 cm Scale 1:96
 Col : G S A

52-E
 East and West Elevation June 1907
 Pencil Pen and Watercolour on
 Tracing linen
 68.6 x 97.8 cm Scale 1:96
 Drawing for D of G
 Col : S R C G

(a)
 Copy paper AI size (original drawing
 missing) Scale 1:96
 Working drawing
 Col : K H P A

(b) Nov 1910
 Pen and Watercolour on paper
 61.0 x 91.5 cm Scale 1:96
 Drawing for client (Memorial drawing)
 Col : G S A

(c) May 1907
 Pencil Pen and Wash on paper
 61.0 x 91.5 cm Scale 1:96
 Col : G S A

52-F
 South Elevation June 1907
 Pencil Pen and Watercolour on
 Tracing linen
 68.6 x 101.8 cm Scale 1:96
 Drawing for D of G
 Col : S R C G

(a)
 Copy paper AI size (original drawing
 missing) Scale 1:96
 Working drawing
 Col : K H P A

(b) Nov 1910
 Pencil Pen and Watercolour on paper
 61.0 x 91.5 cm Scale 1:96
 Drawing for client (Memorial drawing)
 Col : G S A

(c) March 1907
 Pencil Pen and Watercolour on paper
 61.0 x 91.5 cm Scale 1:96
 Col : G S A

52-G
 Block Plan and Drains June 1907
 Pencil Pen and Watercolour on
 Tracing linen
 71.0 x 100.8 cm Scale 1:192
 Drawing for D of G
 Col : S R C G

52-H
 Plan of Sub-basement floor June 1907
 Pencil Pen and Watercolour on
 Tracing linen
 68.8 x 102.0 cm Scale 1:96
 Drawing for D of G
 Col : S R C G

(b) Nov 1910
 Pen and Watercolour on paper
 61.0 x 91.5 cm Scale 1:96
 Drawing for client (Memorial drawing)
 Col : G S A

(c) April 1907
 Pencil Pen and Watercolour on paper
 61.0 x 91.5 cm Scale 1:96
 Col : G S A

52-I
 Plan of Basement floor June 1907
 Pencil Pen and Watercolour on
 Tracing linen
 68.4 x 103.0 cm Scale 1:96
 Drawing for D of G
 Col : S R C G

(a)
 Copy paper AI size (original drawing
 missing) Scale 1:96
 Working drawing
 Col : K H P A

(b) Nov 1910
 Pen and Watercolour on paper
 61.0 x 91.5 cm Scale 1:96
 Col : G S A

52-J
 Plan of Ground floor June 1907
 Pencil Pen and Watercolour on
 Tracing linen
 68.8 x 102.5 cm Scale 1:96
 Drawing for D of G
 Col : S R C G

(a)			
Copy paper AI size (original drawing missing)	Scale 1:96		
Working drawing			
Col : K H P A			
52-K			
Plan of First floor and Library balcony floor	June 1907		
Pencil Pen and Watercolour on Tracing linen			
68.8 x 100.8 cm	Scale 1:96		
Drawing for D of G			
Col : S R C G			
(a)			
Copy paper AI size (original drawing missing)	Scale 1:96		
Working drawing			
Col : K H P A			
(b)	Nov 1910		
Pen and Watercolour on paper			
61.0 x 91.5 cm	Scale 1:96		
Drawing for client (Memorial drawing)			
Col : G S A			
(c)	March 1907		
Pencil Pen and Watercolour on paper			
61.0 x 91.5 cm	Scale 1:96		
Col : G S A			
52-L			
Plan of Second floor	June 1907		
Pencil Pen and Watercolour on Tracing linen			
68.4 x 103.4 cm	Scale 1:96		
Drawing for D of G			
Col : S R C G			
(a)			
Copy paper AI size (original drawing missing)	Scale 1:96		
Working drawing			
Col : K H P A			
(b)	Nov 1910		
Pen and Watercolour on paper			
61.0 x 91.5 cm	Scale 1:96		
Drawing for client (Memorial drawing)			
Col : G S A			
(c)	April 1907		
Pencil Pen and Watercolour on paper			
61.0 x 91.5 cm	Scale 1:96		
Col : G S A			
52-M			
Plan showing alteration of second floor from wood construction to that of steel and concrete	April 1908		
Pencil Pen and Watercolour on Tracing linen			
64.3 x 101.1 cm	Scale 1:96		
Drawing for D of G (alternative design)			
Col : S R C G			
52-N			
Plan showing steel butts on corridor wall first floor in place of brick butts	May 1908		
Pencil Pen and Watercolour on Tracing linen			
64.6 x 100 cm	Scale 1:12 1:96		
Drawing for D of G (alternative design)			
Col : S R C G			
52-O			
Plan of Second floor	August 1909		
Pencil Pen and Watercolour on Tracing linen			
64.1 x 97.8 cm	Scale 1:96		
Drawing for D of G (alternative design)			
Col : S R C G			
52-P			
Sections through existing building and Section B-B	June 1907		
Pencil Pen and Watercolour on Tracing linen			
68.6 x 102.3 cm	Scale 1:96		
Drawing for D of G			
Col : S R C G			
52-Q			
Sections through Museum and Section line D-D	June 1907		
Pencil Pen and Watercolour on Tracing linen			
68.6 x 98.0 cm	Scale 1:96		
Drawing for D of G			
Col : S R C G			
(a)			
Sections line C-C and D-D			
Copy paper AI size (original drawing missing)	Scale 1:96		
Working drawing			
Col : K H P A			
(b)			
Sections Line C-C and D-D	Nov 1910		
Pen and Watercolour on paper			
61.0 x 91.5 cm	Scale 1:96		
Drawing for client (Memorial drawing)			
Col : G S A			
(c)	April 1907		
Pencil Pen and Watercolour on paper			
61.0 x 91.5 cm	Scale 1:96		
Col : G S A			

52-R
 Sections line C-C and A-A June 1907
 Pencil Pen and Watercolour on
 Tracing linen
 68.6 x 101.8 cm Scale 1:96
 Drawing for D of G
 Col : S R C G
 (a)
 Sections line A-A and B-B
 Copy paper AI size (original drawing
 missing) Scale 1:96
 Working drawing
 Col : K H P A
 (b) Nov 1910.
 Sections line A-A and D-D
 Pen and Watercolour on paper
 61.0 x 91.5 cm Scale 1:96
 Drawing for client (Memorial drawing)
 Col : G. S. A.
 (c) April 1907
 Pencil Pen and Watercolour on paper
 61.0 x 91.5 cm Scale 1:96
 Col : G S A
 52-S
 Scale drawing of Section June 1907
 Pencil Pen and Watercolour on
 Tracing linen
 68.6 x 104 cm Scale 1:24
 Drawing for D of G
 Col : S R C G
 52-T
 Scale drawing of section of roof
 over main building April 1908
 Pencil Pen and Watercolour on
 Tracing paper
 64.6 x 96.8 cm Scale 1:12 1:24
 Drawing for D of G
 Col : S R C G
 53 AUCHENBOTHIE MAINS
 (Alterations)
 Date : 1911-1913
 Place : Auchenbothie Mains Kilmacolm
 Renfrewshire
 Client : Hugh Brown Collins
 D of G : decree 9 Apr 1912
 re-approved 20 Mar 1913
 completed -

This work was one of the last by
 Mackintosh for the firm of Honeyman
 Keppie & Mackintosh and the D. of G.
 drawings dated March 1913 (U.G.M.
 correction) are perhaps the last which
 Mackintosh signed for the firm.
 Auchenbothie Mains (farm stead) at
 Auchinbothie estate was altered and
 added to for Major Collins. It was
 re-designed in February 1913 after
 being approved on April 1912 by the
 D. of G. and later again probably changed
 and small drawings added to the
 drawing of February 1913.

53-A
 Preliminary sketch of Elevation
 Pencil and Wash on Brown tracing paper
 24.5 x 40.0 cm
 Col : U G M C
 53-B
 Block plan March 1912
 Pencil Pen and Watercolour on
 Tracing linen
 55.8 x 68.0 cm
 Drawing for D of G
 Col : S R C R
 53-C
 Plan of Ground floor Dec 1911
 Pencil Pen and Watercolour on
 Tracing linen
 55.7 x 63.8 cm
 Drawing for D of G
 Col : S R C R
 53-D
 Plan of Upper floor & Roof Dec 1911
 Pencil Pen and Watercolour on
 Tracing linen
 46.5 x 57.2 cm
 Drawing for D of G
 Col : S R C R
 53-E
 Elevations Dec 1911
 Pencil Pen and Watercolour on
 Tracing linen
 55.8 x 56.7 cm
 Drawing for D of G
 Col : S R C R

53-F
 Labourer's Cottage Feb 1912
 Plans Elevations and Sections
 Pen and Watercolour on Tracing linen
 57.8 x 80.0 cm
 Drawing for D of G
 Col : S R C R
 53-G
 Block plan (re-designed) Feb 1913
 Pen and Watercolour on Tracing linen
 Drawing for D of G
 Col : S R C R
 53-H
 Plans Elevation and Sections
 (Re-designed) Feb 1913
 Pen Watercolour on Tracing linen
 c 33.5 x 49.5 cm
 Drawing for D of G
 Col : S R C R
 52-I
 Detail of West Elevation and Cross-
 Section Feb 1913
 Pencil and Wash on paper
 38.7 x 71.5 cm
 Col : U G M C

54 DESIGN FOR LADIES HAIRDRESSING
 SALOON
 (Alterations)

Date : 1912
 Place : 80 Union Street, Glasgow
 Client : Mr Ritchie
 Litt : Edinburgh pp 43
Billcliffe F & I pp 217

The drawing shows that the shop was long and narrow just 10 feet wide occupied by the hair dressing-rooms Beauty parlour Massage-rooms and Rest-room.
 Mackintosh also designed a full length mirror.
 The work was executed, but has long since disappeared.

54-A
 Plans April 1912
 Pencil and Wash on Brown tracing paper
 30.5 x 37.4 cm
 Col : U G M C

55 78 DERNGATE NORTHAMPTON
 (Alteration)

Date : 1916-1917
 1919 (Guest-room)
 1920 (New decoration for Hall)
 Place : 78 Derngate Northampton.
 Client : W J Bassett-Lowke.
 (Manufacture of scale models firm)
 D of G : handing in 1 June 1916
 decree 4 July 1916
 completed -
 Litt : I H Aug, Sept 1920 pp 53 55
 92-95
Pevsner pp 137-145
Howarth pp 199-207 Pl 76-77
Edinburgh pp 43 Pl 29
Hunterian pp 4-5 10-11
Billcliffe F & I pp 20 218-235
 237-244 246-248 249-252

78 Derngate is of four storeys - a small Victorian terrace house in the centre of the town which Mackintosh completely remodelled and also designed much of the furniture.

The design was already started before the D of G drawing was handed in for building control on 1 June 1916. A "Notice of intended new building" was inscribed by Mackintosh on 31 May 1916 but he applied for the authority through A.L. Anderson, a Northampton architect. The work was probably carried out before Bassett-Lowke moved into the new house after his marriage in March 1917.

The major alterations involved moving the stair to the centre of the house from beside the front door and adding the bays for front and back elevations.

The rooms included a kitchen pantry and Cellar with Coals in the Basement; a lounge hall and Dining-room on the Ground floor; a main bedroom and bathroom on the First floor; the two bedrooms (included Guest bedroom) on the second floor.

Billcliffe suggests that the Guest-bedroom was remodelled in 1919 or early in 1920. It was illustrated in I H Sept 1920 However ^{nothing} survives of the original guest bedroom. Some furniture and furniture drawings remain. Later in 1920 Mackintosh redecorated the hall with a new stencil design. This stencil was also re-used in Bassett-Lowke's study at the new house "New Ways" (designed by Peter Behrens in 1925).

55-A
Plan of Basement Ground First floors
Copy paper c A2 size Scale 1:96
Drawing for building control
Col : N B C

55-B
Lounge hall preliminary design for
the fireplace and a Coatpress
Pencil and Watercolour
37.2 x 53.0 cm Scale 1:12
Col : U G M C

55-C
Lounge hall Plan and design for
Carpets
Pencil and Watercolour on Tracing
paper
26.0 x 31.0 cm Scale 1:12
Col : U G M C

55-D
Lounge hall Elevation of Staircase
screen wall
Pencil and Watercolour on paper
34.3 x 51.6 cm Scale 1:12
Col : U G M C

55-F
Dining room preliminary design for
fireplace wall (1)
Pencil and Watercolour
36.5 x 51.2 cm Scale 1:12
Col : U G M C

55-G
Dining room preliminary design for
fireplace wall (2)
Pencil and Watercolour
31.5 x 50.7 cm Scale 1:12
Col : U G M C

55-H
Dining room Elevation of fireplace
wall
Pencil and Watercolour
31.0 x 47.0 cm Scale 1:12
Col : U G M C

55-I
Preliminary design for front door
Pencil and Watercolour on paper
26.9 x 39.2 cm Scale 1:12
Col : U G M C

55-J
Design for front door
Pencil and Watercolour on Tracing
paper
22.2 x 32.5 cm Scale 1:12
Col : U G M C

55-K
Lounge hall new stencil design
layout and detail
pencil and Watercolour on Cream paper
29.6 x 50.2 cm Scale 1:6 1:24
Col : R I B A

55-L
Lounge Hall new stencil design
stencil No 3 plate 2
Pencil and Crayon on Cream paper
39.2 x 50.2 cm Scale 1: 1
ol : R I B A

55-M
Lounge hall new stencil design
stencil No 3 plate 1
Pencil and Crayon on Cream paper
48.0 x 50.6 cm Scale 1: 1
Col : R I B A

55-N
Lounge hall new stencil design
stencil No 1
Pencil and Pen on Cream paper
48.0 x 56.5 cm Scale 1: 1
Col : R I B A

55-O
Lounge hall new stencil design
stencil No 1 triangle B
Pencil on Cream paper
28.6 x 46.2 cm Scale 1: 1
Col : R I B A

55-P
Lounge hall new stencil design
stencil No 2 triangle B
Pencil on Cream paper
28.6 x 46.3 cm Scale 1: 1
Col : R I B A

55-Q

Lounge hall new stencil design
stencil No 3 triangle B

Pencil on Cream paper

29.5 x 46.6 cm

Scale 1: 1

Col : R I B A

55-R

Lounge hall new stencil design
triangle B

Pencil on Cream paper

25.8 x 49.5 cm

Scale 1: 1

Col : R I B A

55-S

Lounge hall new stencil design
stencil No 1 triangle A

Pencil on Cream paper

31.7 x 57.0 cm

Scale 1: 1

Col : R I B A

55-T

Lounge hall new stencil design
stencil No 2 triangle A

Pencil on Cream paper

31.0 x 56.5 cm

Scale 1: 1

Col : R I B A

56 BEDROOM FOR S. HORSTMANN BATH
(Interior)

Date : 1917

Place : Bath

Client : Sidney Horstmann

(a friend of Bassett-Lowke)

Litt : Billcliffe F & I pp 234-235

Billcliffe dates this work to 1917
suggesting that this decoration
scheme was re-used from the original
Guest bedroom decoration at 78 Derngate
(1916-1917).

The furniture provided was same design
as of the original Dengate bedroom.

56-A

Elevation of fireplace wall

Pencil and Watercolour

31.5 x 47.6 cm

Scale 1:12

Col : U G M C

57 CANDIDA COTTAGE
(Alterations)

Date : 1918-1919

Place : Roade near Northampton

Client : W J Bassett-Lowke

Litt : I H Oct 1920 pp 132-134

Hunterian pp 14

Billcliffe F & I pp 239-240

Candida Cottage was originally a pair
of 16th century cottages built in
local stone with thatched roofs.
Bassett-Lowke had acquired these in
1914 for a weekend-house.

Mackintosh probably designed his
scheme in 1918 or late 1917 as the
furniture drawings were dated on
Feb 1918. The work seems to have been
carried out in 1919 and the photographs
were published in I.H. Oct 1920.

Major alterations included filling in a
doorway and enlarging a window, adding
windows new casements and a new loggia.

57-A

Dining-room

Preliminary design for stencil
decoration of wall.

Pencil and Watercolour

55.4 x 75.9 cm

Col : U G M C

58 DINING ROOM FOR F. M JONES
(Interiors)

Date : 1919

Place : The Drive Northampton

Client : F M Jones

(brother-in-law of W J
Bassett-Lowke)

Litt : Howart pp 204

Billcliffe F & I pp 240 245

The Drive is in a residential area
outside the centre of the town.
Mackintosh designed the dining-room
for Jones's house. The scheme was
exactly the same as for the dining-

room of Candida Cottage
(Bassett-Lowke's weekend house) with
two bracket lamps fitted over the side
board, a new door and a revised scheme
for the stencil work. He provided the
same design for the furniture as for
Candida Cottage.

58-A
Elevation of sideboard-wall and door
wall March 1919
Pencil and watercolour on paper
36.5 x 75.9 cm Scale 1:12
Col : U G M C

59 COTTAGE - LITTLE HEDGE COURT
(Alterations)

Date : 1919-1920
Place : East Grinstead Sussex
Client : E O Hoppe
(photographer)
Litt : Howarth pp 207
Hunterian pp 5 15

Mackintosh noted this commission in
his diary, He remodelled a studio
cottage for E O Hoppe (Mackintosh's
friend) in 1919-1920
The studio cottage was converted from
the original gamekeeper's cottage by
several additions and alterations.
He also provided several designs for
the Pigeon House at the Studio Cottage.

59-A
Design for Pigeon House
Pencil and watercolour on Cream paper
28.1 x 31.6 cm Scale 1:48
Col : U G M C

59-B
Plan of Ground Upper floor
Pencil and watercolour on Cream paper
30.6 x 37.8 cm Scale 1:96
Col : U G M C

59-C
North and West Elevation Section C-D
Pencil pen and watercolour on Cream
paper
39.0 x 56.0 cm Scale 1:96
Col : U G M C

60 THREE CHELSEA STUDIOS

Mackintosh received three commissions
for artists' studios on a block of
three adjoining sites in Glebe Place,
Chelsea. These included a studio for
Harold Squire, a double one for
F. Derwent-Wood and A. Blunt and two
buildings for the Arts League of
Service. However the schemes were
unexecuted except for Squire's studio
but even that was modified considerably.

60-A
Three Chelsea Studios for F Derwent-
Wood Harold Squire and Arts League
of Service
Elevation to Glebe Place
Pencil and Watercolour on Brown
tracing paper
27.6 x 37.2 cm
Col : H J B

60-B
Three Chelsea Studios for F Derwent-
Wood Harold Squire and Arts League
of Service
Elevation to Cheyne House Garden
Pencil and watercolour on Brown
tracing paper
27.6 x 37.2 cm
Col : H J B

60(1) THE STUDIO FOR F DERWENT-WOOD
& A BLUNT
(Unexecuted)

Date : 1920
Place : 50 Glebe Place Chelsea
Client : Francis Derwent-Wood
(sculptor at one time
director of the Modelling
department at G S A)
Arthur Cadogan Blunt
(artist designer of glass
chandeliers mirrors etc)

Litt : Howarth pp 207 Pl 78
Edinburgh pp 44
Cooper pp 104
Hunterian pp 6 14-15
AA school pp 42-45

Howarth noted that Mackintosh was asked to design a studio house for F. Derwent Wood and A. Blunt a few weeks after Squire's commission of 8 Jan 1920. The plans were submitted to the L C C and estimates received but no further progress is recorded.

60 (2) THE STUDIO FOR HAROLD SQUIRE

Date : 1920-1921
Place : 49 Glebe Place Chelsea
Client: Harold Squire
(painter)
Litt : Howarth pp 207-2-0 Pl 78
Cooper pp 50
Hunterian pp 5-6 15
AA school pp 42-45

Mackintosh was asked to design a studio house for Squire on 8 Jan 1920. A drawing submitted to the local authority was drawn by Mackintosh and dated 1st July 1920, and inscribed with his name and address. An application in the drainage records exists dated 29 Sept 1920. The local authority records contains an application dated 28th April 1924 for the addition of two rooms and a lavatory for the owner Mr Lloyd. Mackintosh left London in 1923 so this is not his work. The original schemes for Squire's studio house had large living area on the ground floor, a studio at first and second floors with a small courtyard to the rear and a tiny house at front with down-to-ground roof. However when the studio was executed it was reduced in plan size and modified throughout due to difficulties with planning permission for this new style of building and also lack of finance.

60 (2) - A

Propose design (1)
Elevation to Glebe Place
Pencil on Cream paper
19.5 x 28.0 cm
Col : U G M C

Scale 1:96

60(2)-B

Propose design (2)
Plans and Elevations
Pen on Tracing linen
46.1 x 68.6 cm Scale 1:96

Col : U G M C

60(2)-C

Propose design (2)
Plan of founds and drains and Sections
Pen on Tracing linen
46.7 x 68.8 cm Scale 1:96

Col : U G M C

60(2)-D

Executed design
Plans, Elevations and Sections
Copy paper C A2 size Scale 1:96
Col : G L C S

60(2)-D

Executed design
Preliminary drawing for Plans and Section
Pencil Pen crayon and wash on Brown tracing paper
44.0 x 56.0 cm (irregular) Scale 1:96
Col : U G M C

60(2)-F

Scale drawing of staircase
Pencil Pen and wash on Brown tracing paper
47.6 x 54.0 cm Scale 1:24
Col : U G M C

60(2)-G

Scale drawing of wood panelling on staircase walls
Pencil Pen and wash on Brown tracing paper
50.8 x 73.1 cm Scale 1:24
Col : U G M C

60(2)-H

Scale drawing of window door in bedroom on roof
Pencil and Watercolour on paper
54.6 x 79.0 cm Scale 1:1 1:12
Col : U G M C

60(3) ARTS LEAGUE OF SERVICE (Unexecuted)

Date : 1920
Place : 48 Glebe Place Chelsea
(Glebe Place building)
Upper Cheyne row Chelsea
(Cheyne House)

Client : Arts League of Service
(a group of artists)
Litt : Howarth pp 210-214 Pl 79a
Cooper pp 104-105
Hunterian pp 5-6 15
AA school pp; 42-45

The Arts League of Service consisted of a group of professional artists. On 23rd May 1919 the founding meeting was held at Margaret Morris's studio where a large number of artists were present.

Mackintosh noted in his diary that on 31 March 1920 he was instructed to prepare a scheme of the building for them.

The plans were submitted to the local authority in June after they were approved by a committee of the Arts League of Service. However eventually the project was abandoned due to problems of planning permission. Ecclesiastical Commissioners also objected to the studio block.

The project was ambitious- the plans provided two buildings one on Glebe Place and the other called "Cheyne House" on upper Cheyne Row (to rear of Glebe Place).

The first scheme is very interesting- the concept was on a vast scale with a complex butterfly plan and central courtyard and was possibly designed for a different site.

Later a much simpler scheme was adopted for the Cheyne House block.

60(3)-A

Preliminary design South Elevation
Pencil and Watercolour on paper

Col : U G M C

60(3)-B

Preliminary design Plan (1)
Pencil Pen and wash on Tracing paper

Col : U G M C

60(3)-C

Preliminary design Plan (2)
Pencil Pen and Wash on Tracing paper

Col : U G M C

60(3)-D

Cheyne House Plan of Ground small
Perspective and Elevations
Pencil and Watercolour on Brown
tracing paper
27.6 x 37.2 cm Scale 1:384 1:192
Col : H J B

60(3)-E

Cheyne House studio for Augustus
John on first or second floor at South
side area Plans
Pencil and Wash on Tracing paper
31.8 x 26.0 cm
Col : U G M C

60(3)-F

Cheyne House sketch for Plan of studio
Pencil Pen and Wash on Tracing paper

Col : U G M C

60(3)-G

Cheyne House East Elevation
Pencil Pen and Wash on Brown tracing
paper
25.5 x 34.3 cm Scale 1:192
Col : U G M C

60(3)-H

Cheyne House Section showing building
limitations
Pencil Pen and Watercolour on Brown
tracing paper
23.8 x 33.8 cm Scale 1:192
Col : U G M C

60(3)-I

Cheyne House Section
Pencil Pen and Watercolour on Brown
tracing paper
25.4 x 33.2 cm Scale 1:192
Col : U G M C

61 THEATRE FOR MARGARET MORRIS
(Unexecuted)

Date : 1920

Place : in Chelsea

Client : Margaret Morris
(a dancer and teacher of
dancing)

Litt : Howarth pp 213-214 Pl 79b
Edinburgh pp 44
Cooper pp 106-107
Hunterian pp 5 15

This project was proposed in June 1920 and was one of his last major works.

The scheme is asymmetrical compact rectangle (120 feet x 90 feet) with seats for 470 persons.

This proposal however was unexecuted even though funds were sufficient: Ecclesiastical Commissioners of Chelsea strongly objected.

61-A

Front Elevation and Sections

Pencil Pen and Wash on Cream paper
44.0 x 72.0 cm Scale 1:192

Col : U G M C


61-B

Plan of Ground Basement and Upper floors

Pencil Pen and Wash on Cream paper
44.6 x 72.1 cm Scale 1:192

Col : U G M C

1. DEPARTMENT STORE FOR WYLIE HILL




1-A
Perspective

1888-1889.


The building designed by A. Black.

1. WYLIE HILL STORE

1-B
Elevation to Buchanan St. Nov. 1888.




1-C
Elevation to Lane Nov. 1888.



1. WYLIE HILL STORE

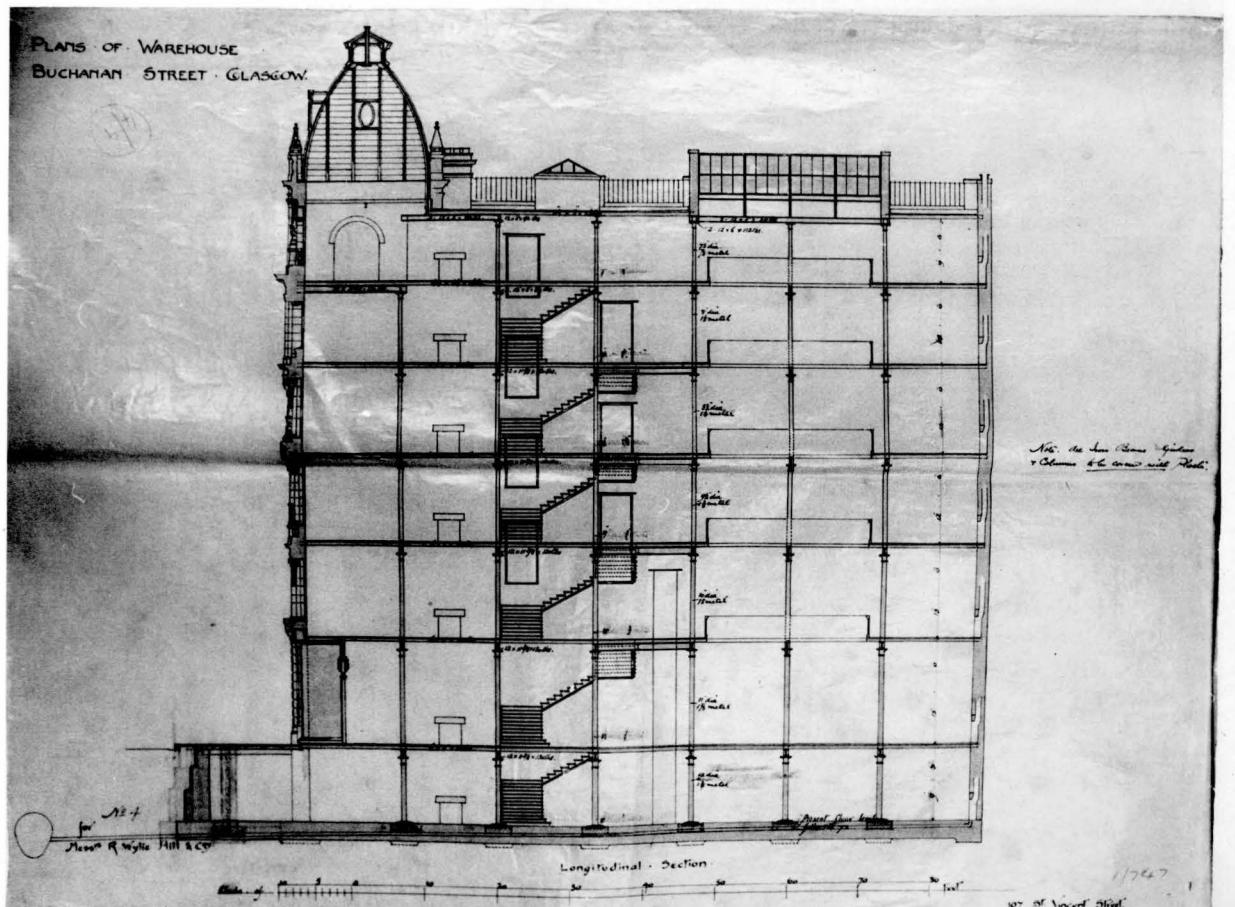
1-D
Cross Section

Dec. 1888.



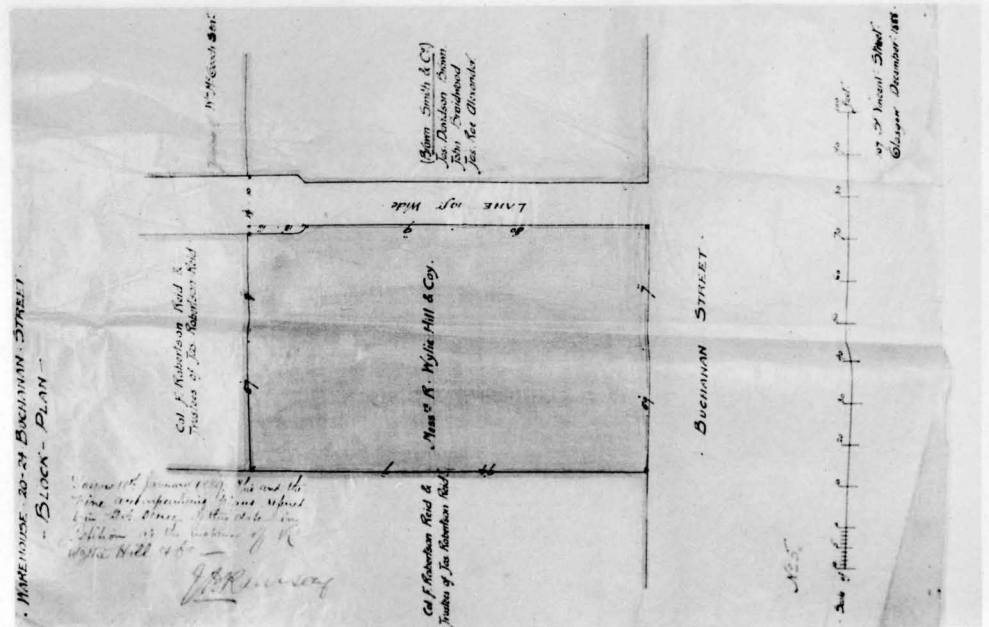
1-E
Longitudinal Section

Nov. 1888.

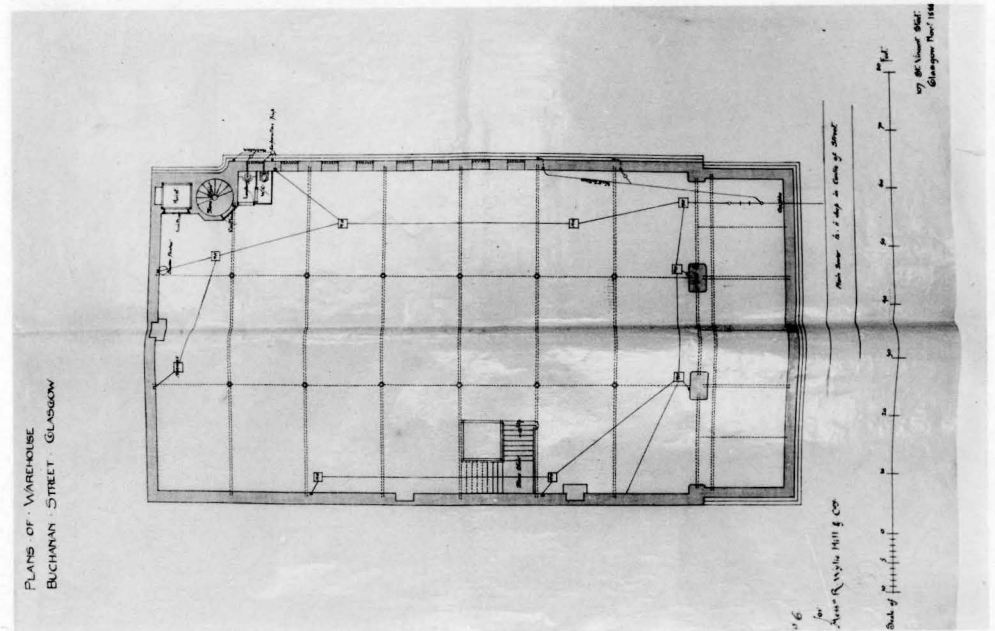


1. WYLIE HILL STORE

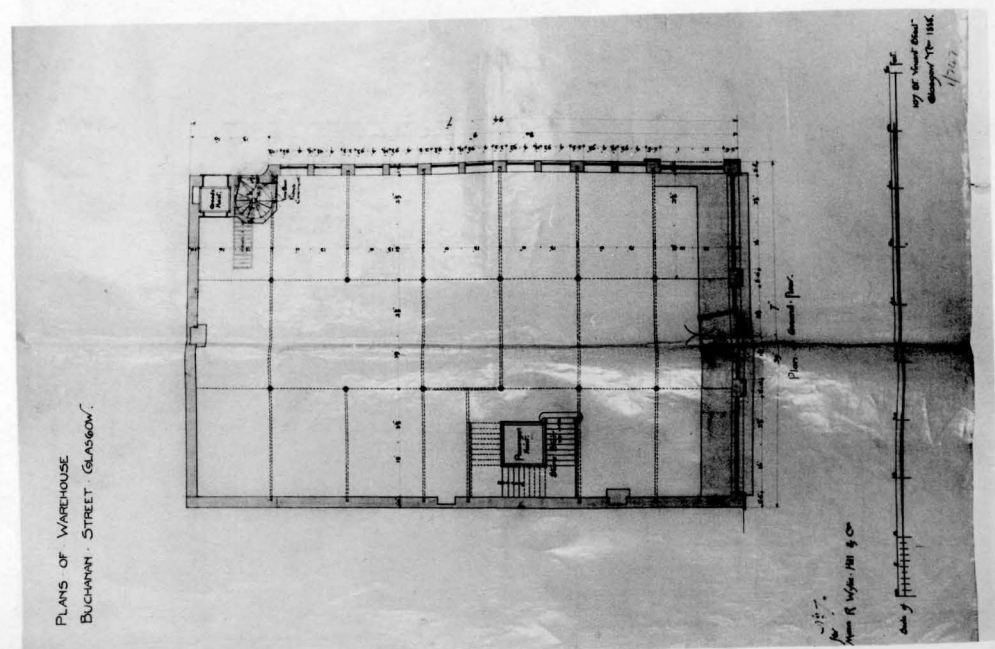
1-F
Block Plan
Dec.1888.



1-G
Plan of Basement
Nov.1888.

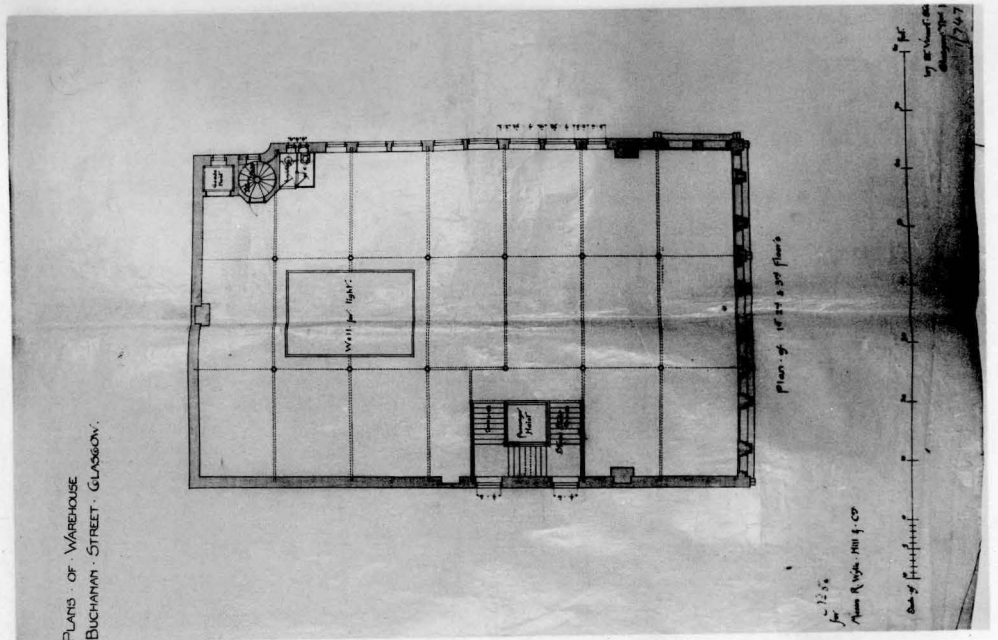


1-H
Plan of Ground
floor Nov.1888.

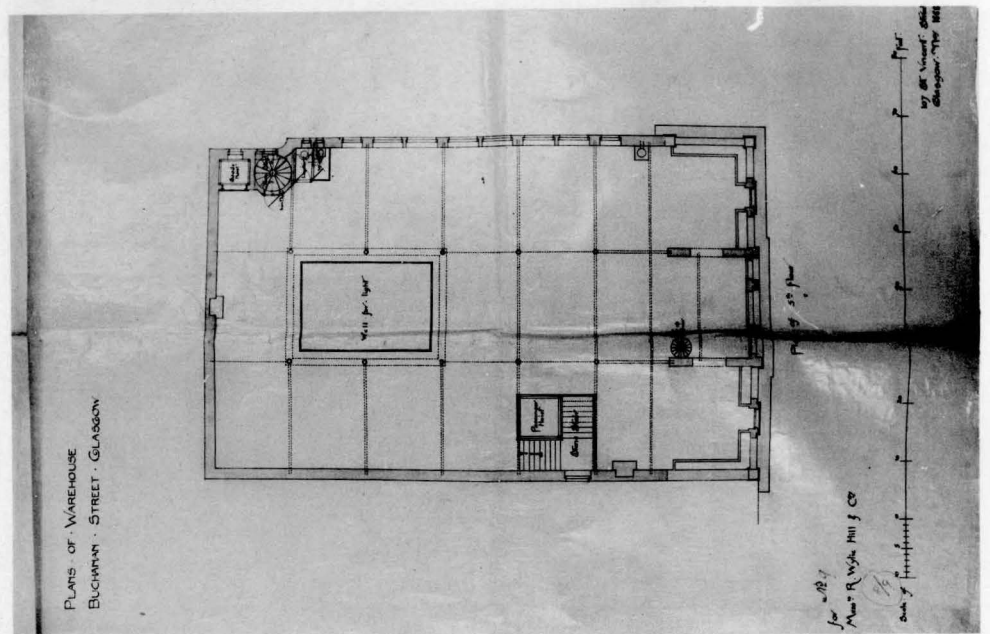


1. WYLIE HILL STORE

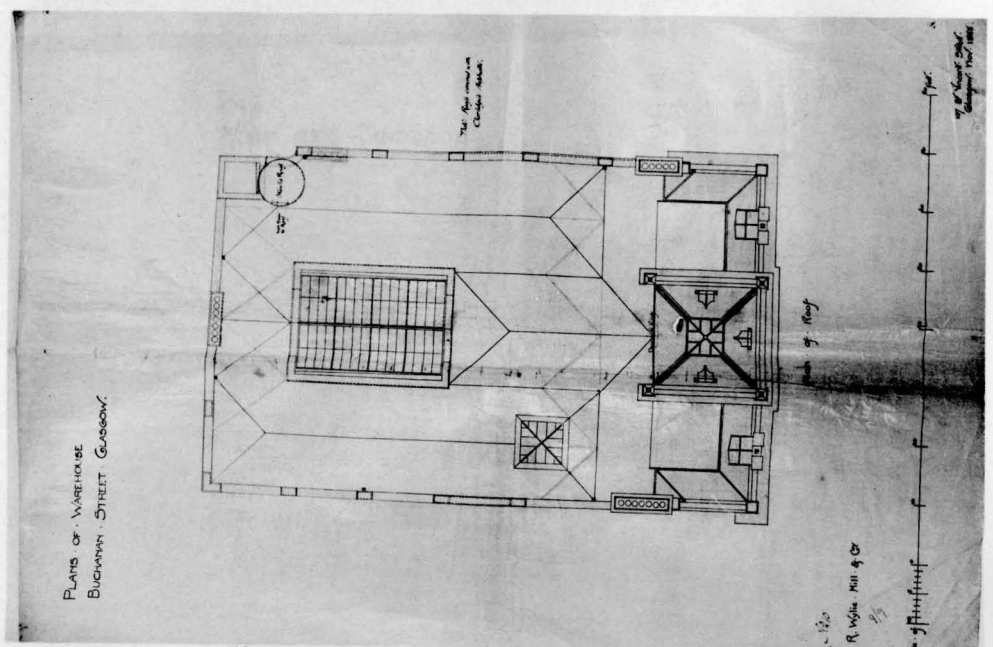
1-I
Plan of First,
Second, Third
floors Nov.1888.



1-J
Plan of Fifth
floor Nov.1888.




1-K
Plan of Roof
Nov.1888.



2. A PRESBYTERIAN CHURCH

Design for:

A PRESBYTERIAN CHURCH.




CROSS SECTION

(Accommodation)

Main Hall 210

Side Hall 70

Total 280



PLAN


Scale of 1" = 10' 0"

2-A
Plan and Section

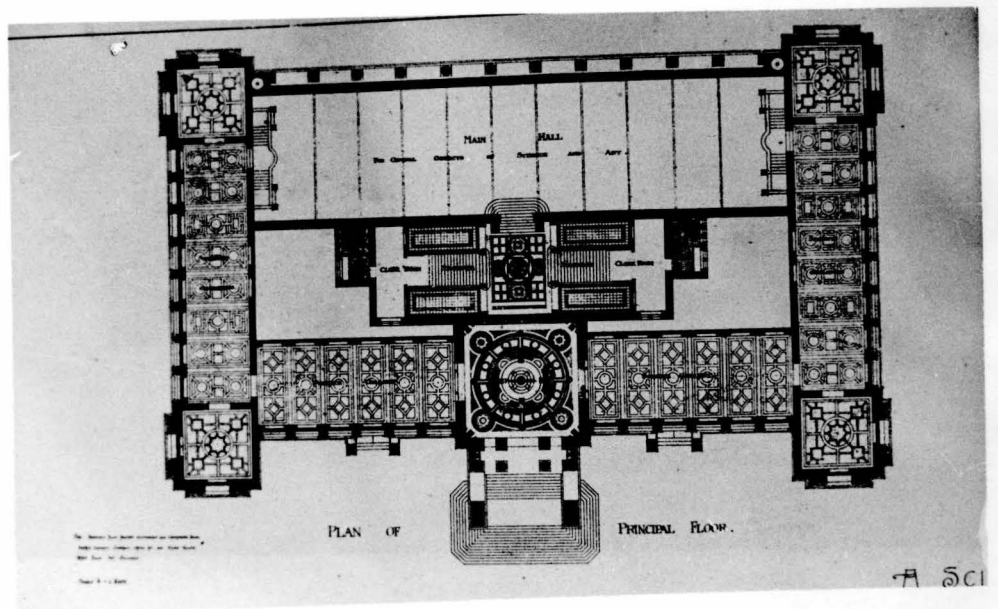
1889.

3. THE SCIENCE AND ART MUSEUM

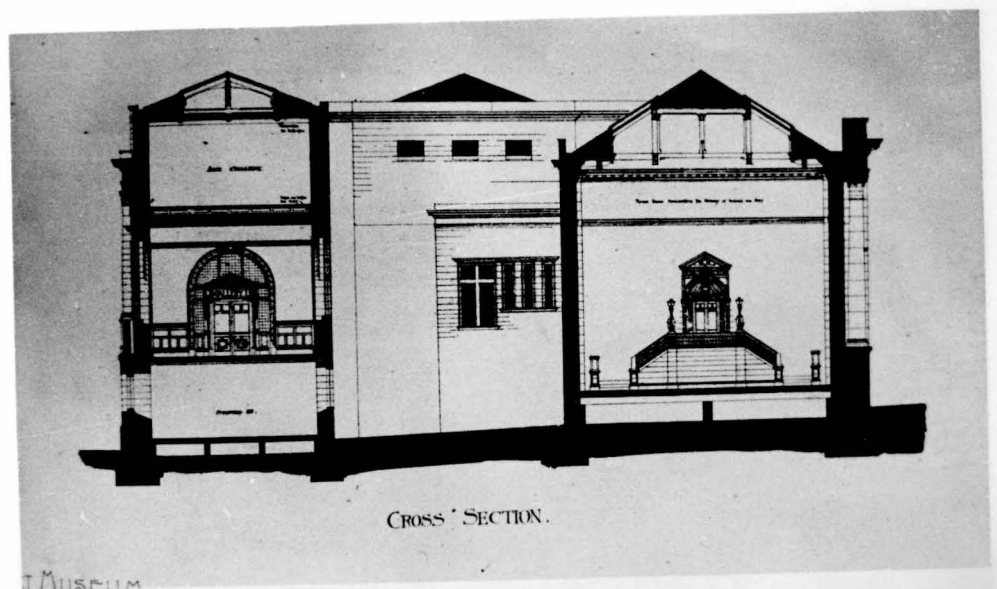
3-A
Front Elevation
1890



3-B
Plan of Principal
floor
1890




3-C
Cross Section
1890



4. THE PUBLIC HALL

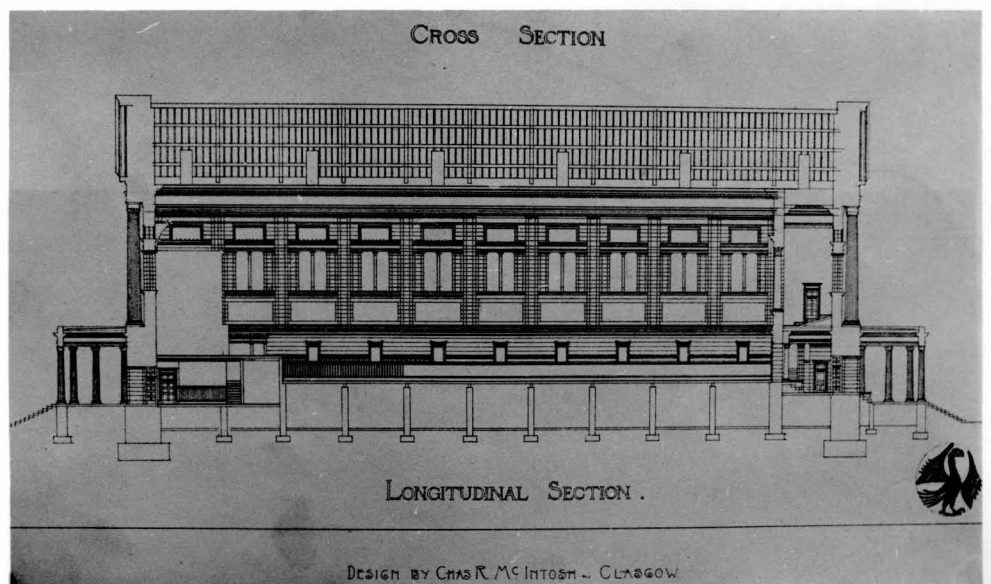
4-A
Perspective
1890.



4-B
Elevation
1890.

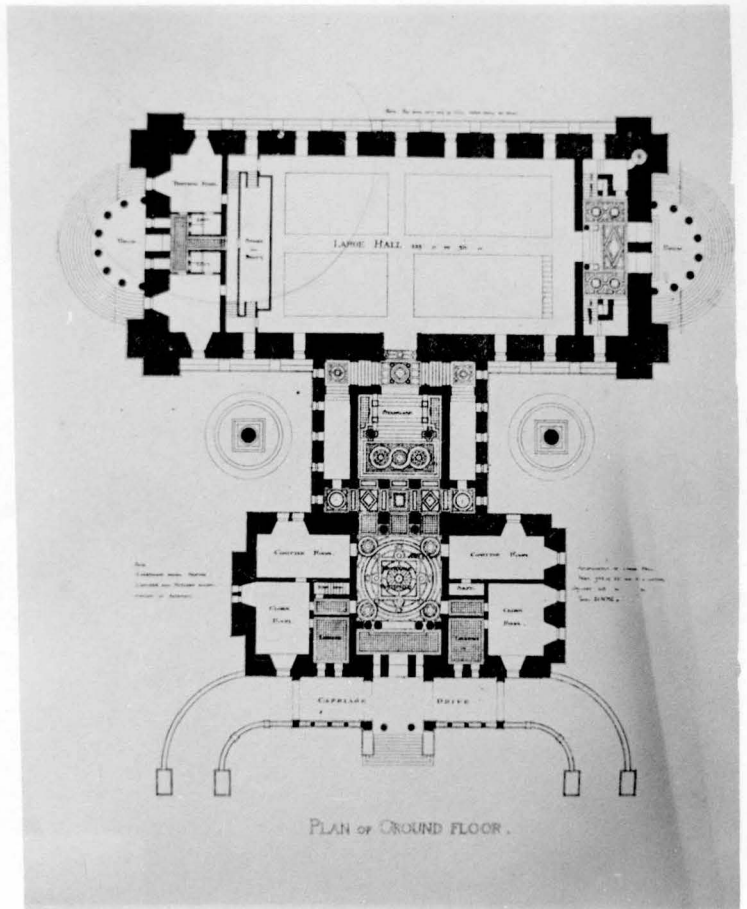


4-C
Section
1890.

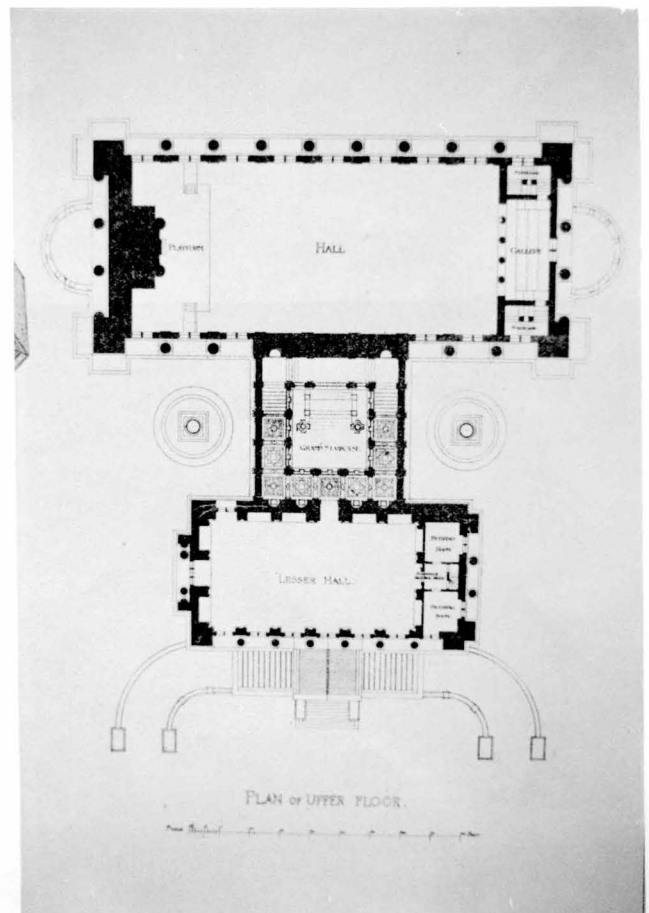


4. THE PUBLIC HALL

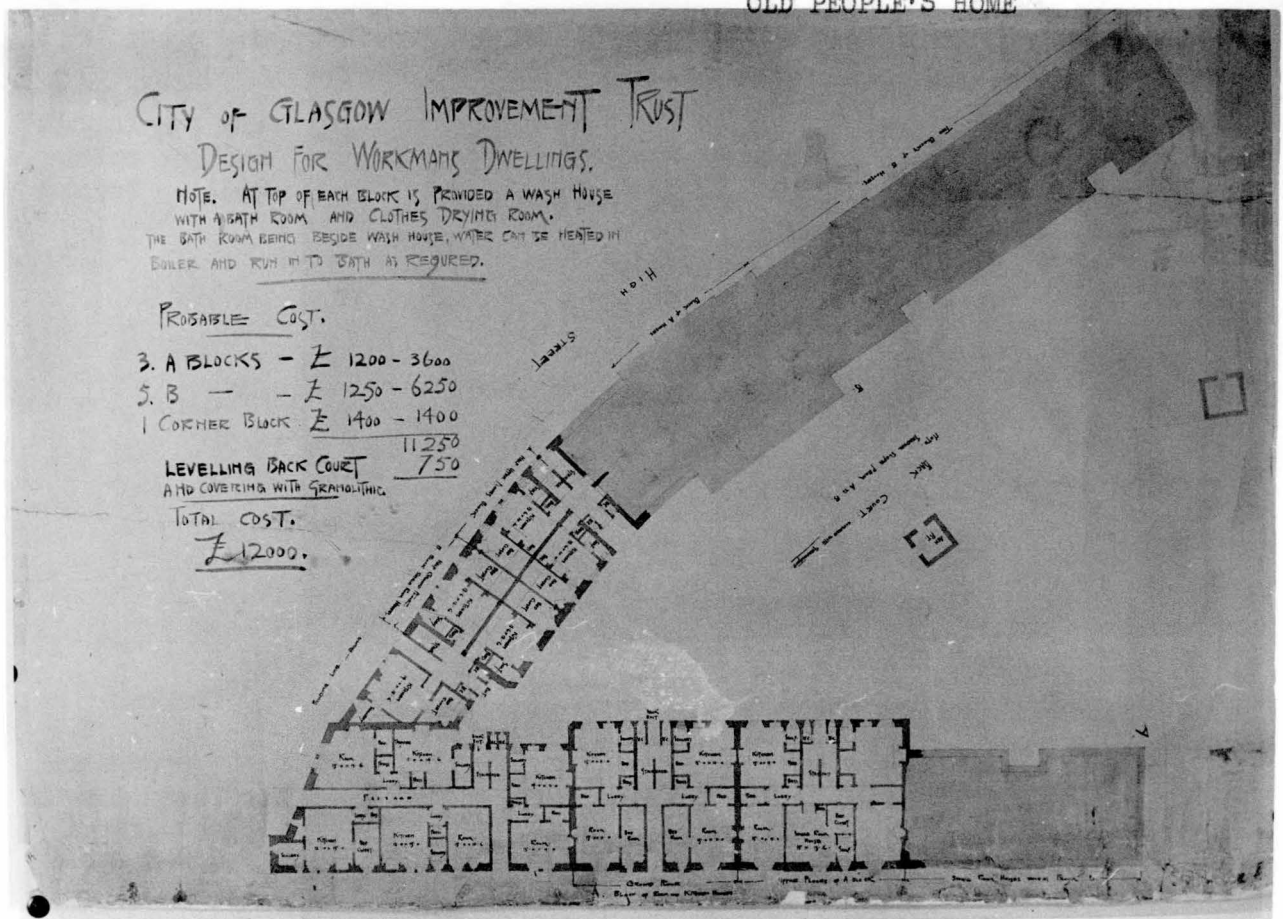
4-D
Plan of Ground floor
1890.



4-E
Plan of Upper floor 1890.

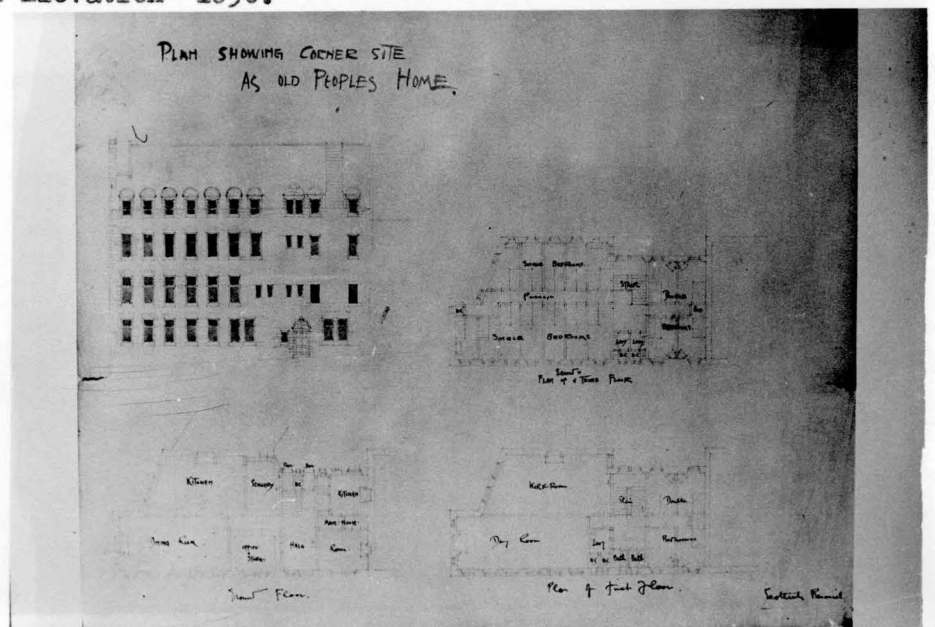


5. THE GLASGOW IMPROVEMENT TRUST
DESIGN FOR WORKMEN'S DWELLINGS &
OLD PEOPLE'S HOME



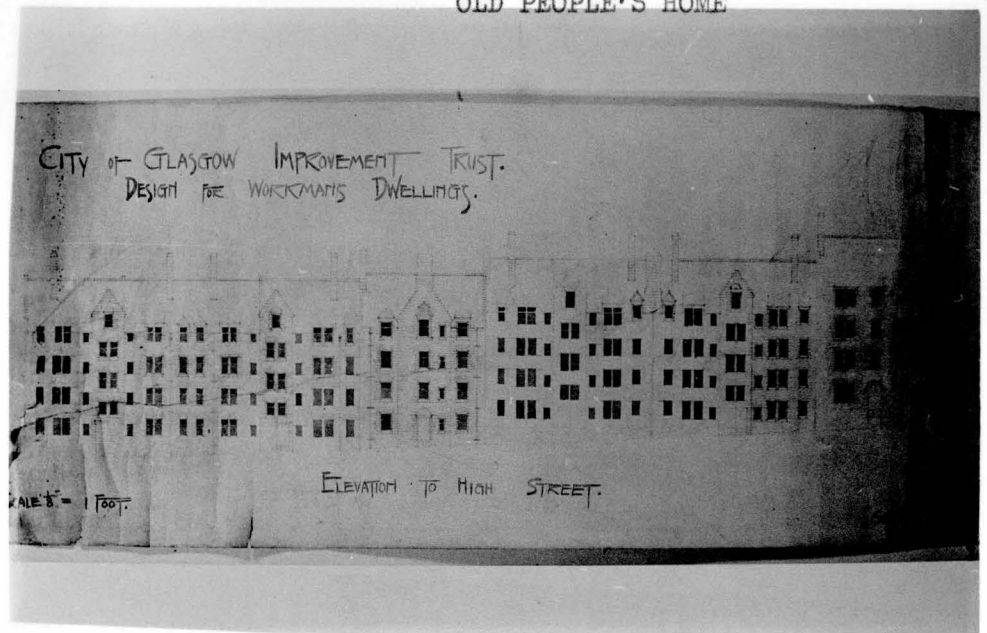
5-A
Workmen's Dwellings, Plan of Block A
& B and Corner Block 1890.

5-B
Old People's Home, Plan of Ground,
First, Third floor & Elevation 1890.

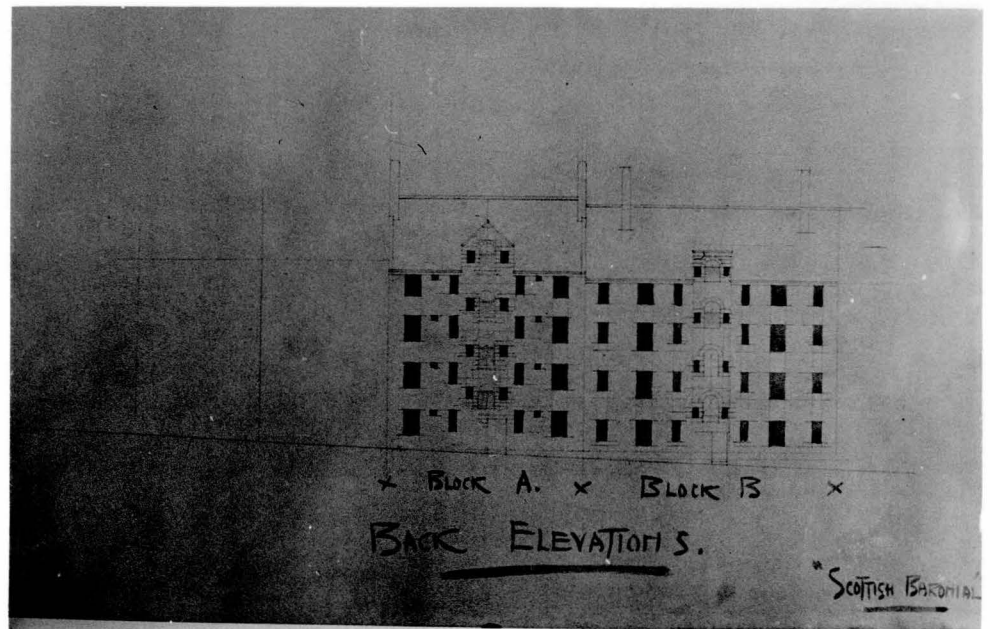


5. THE GLASGOW IMPROVEMENT TRUST
DESIGN FOR WORKMEN'S DWELLINGS &
OLD PEOPLE'S HOME

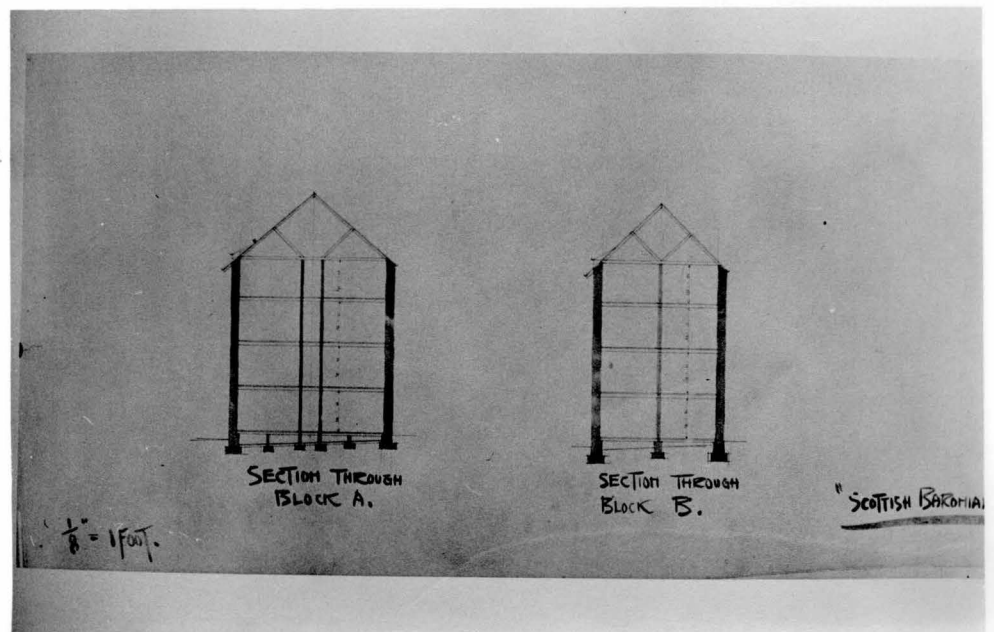
5-C
Workmen's
Dwellings, Ele-
vation to High
Street 1890.



5-D
Workmen's
Dwellings, Back
Elevation of
Block A & B
1890.




5-E
Workmen's
Dwellings,
Section through
Block A & B
1890.






6-A
Perspective 1891-1892.

6-B
Detail of Elevation 1891-1892.




6. THE GLASGOW ART GALLERIES

6-C
Elevation of East and West
1891-1892.




6-D
Perspective of Great Hall
1891-1892.

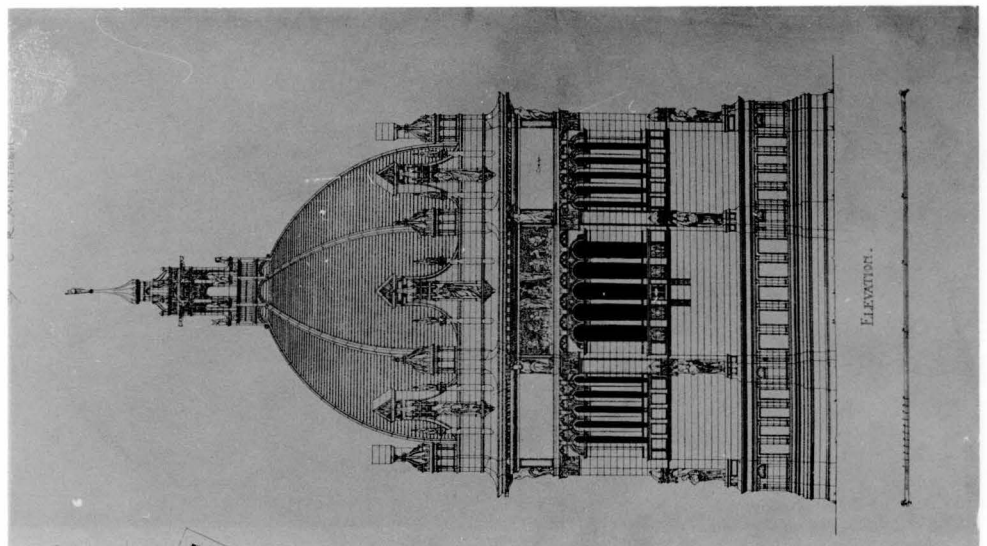


7. THE CHAPTER HOUSE

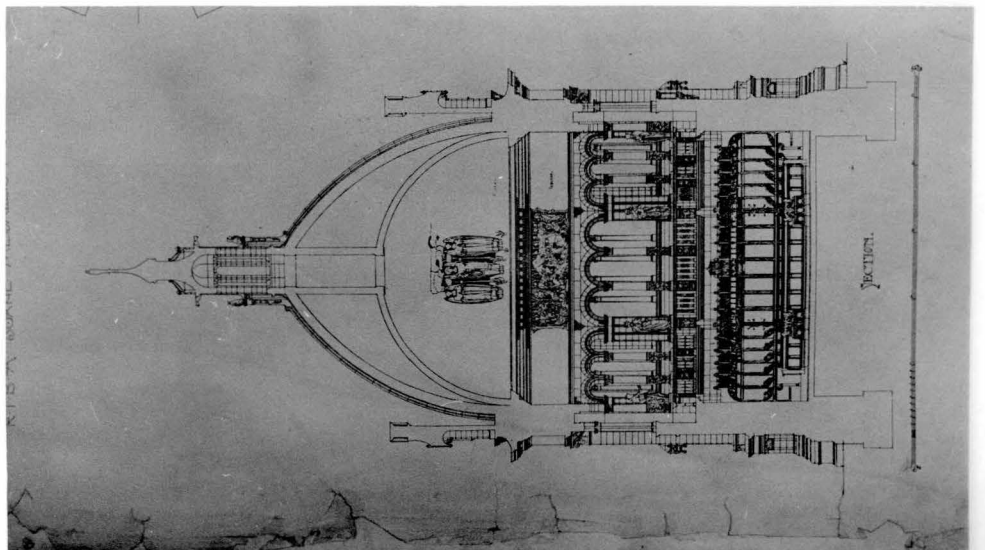
7-A
Plans 1891.




7-B
Elevation 1891.



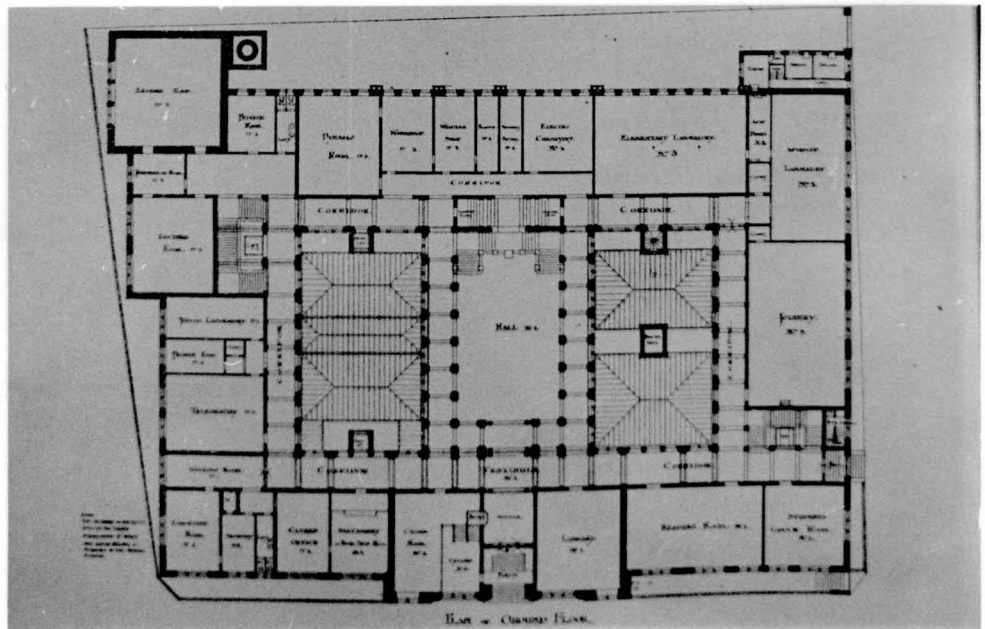
7-C
Section 1891.




8-A
Perspective
1892.



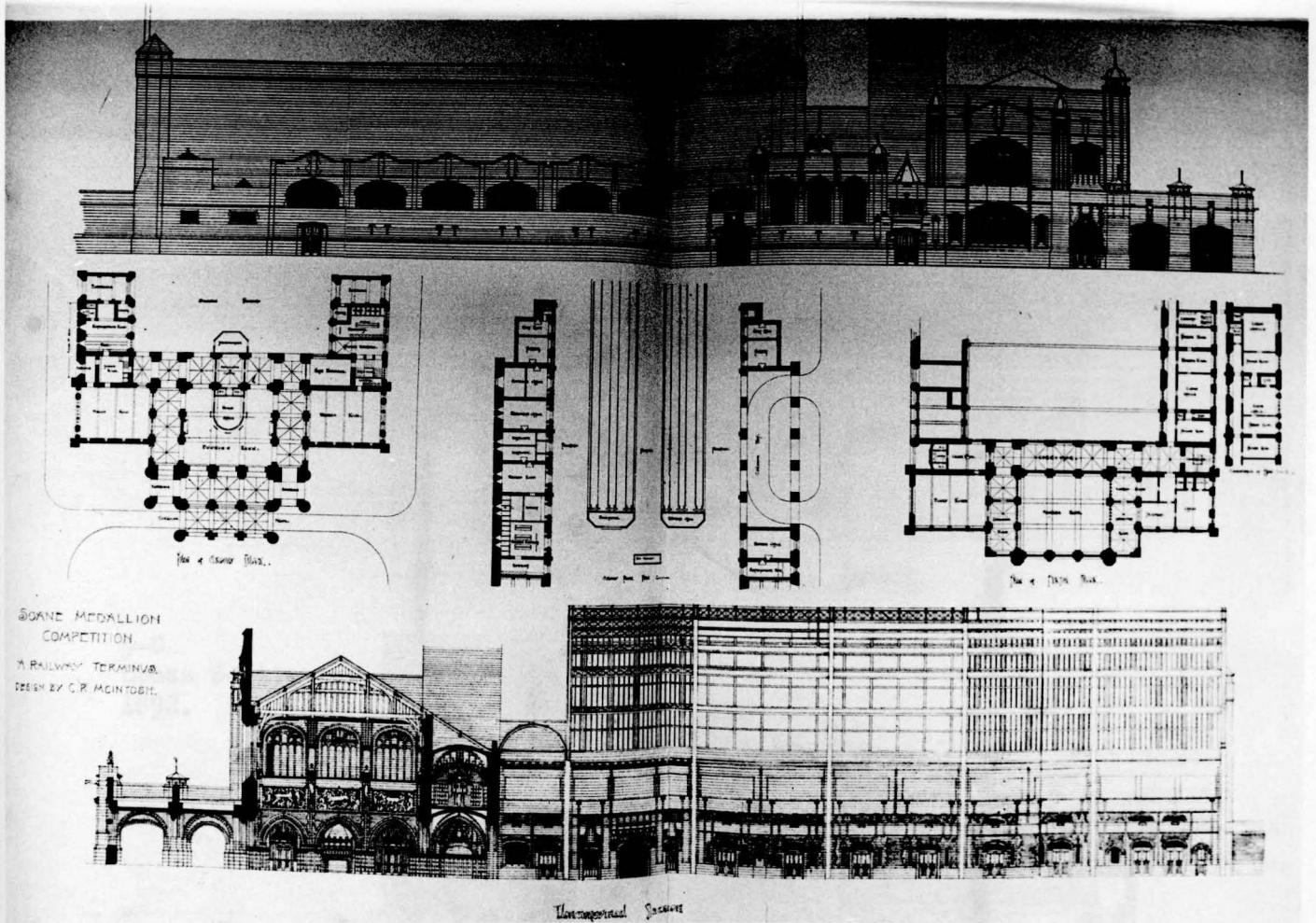
8-B
Plan of Ground
floor 1892.



8-C
Front Elevation
1892.




9. THE RAILWAY TERMINUS




9-A
Plans, Side Elevation and Section
1892.

9. THE RAILWAY TERMINUS

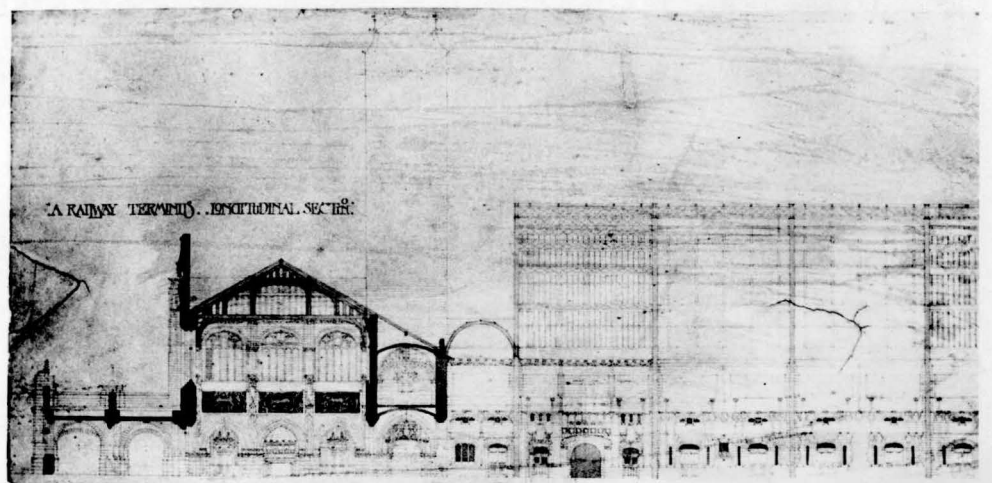
9-B
Front Elevation
1892.




9-C
Cross Section
1892.



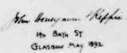
9-D
Longitudinal
Section 1892.



ALTERATIONS in CRAIGIE HALL 1868 FOR THOS MASON ESQ



Plan of Ground floor May 1892.

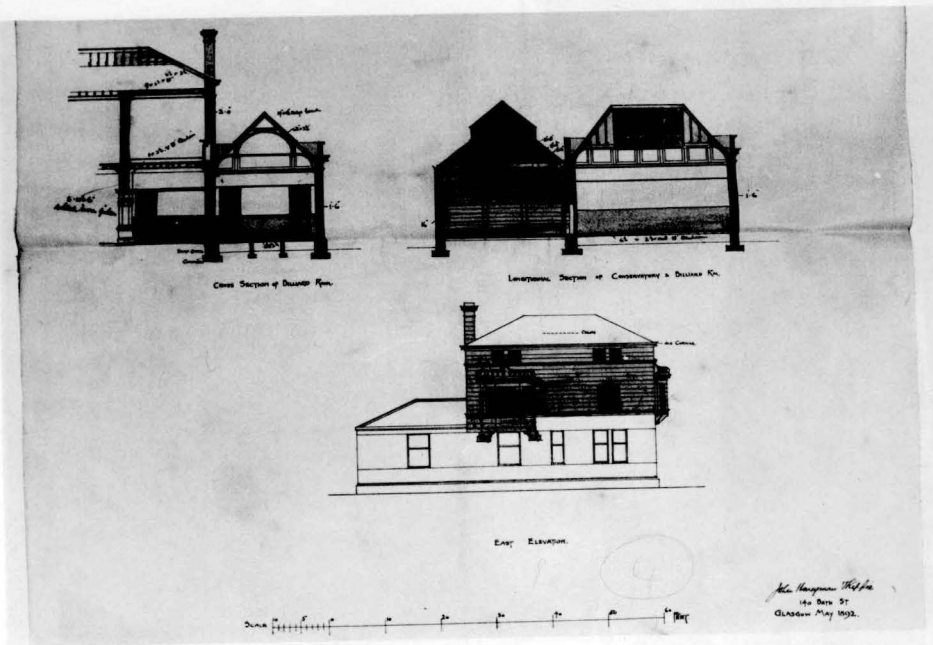


May 1892.

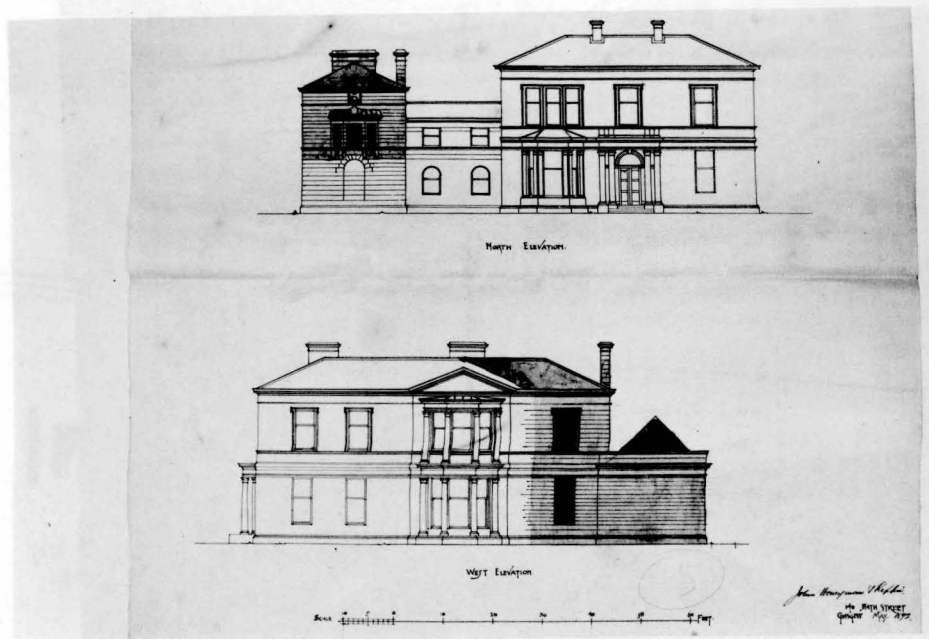


10. CRAIGIE HALL

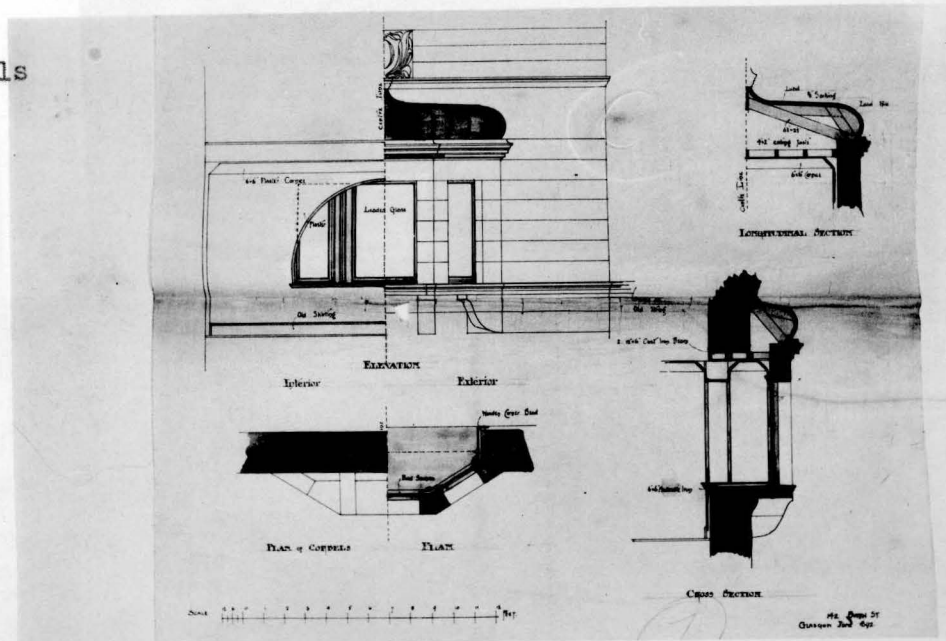
10-D
Section and Ele-
vation
May 1892.



10-E
North and West
Elevations
May 1892.



10-F
Bay window Details
June 1892.



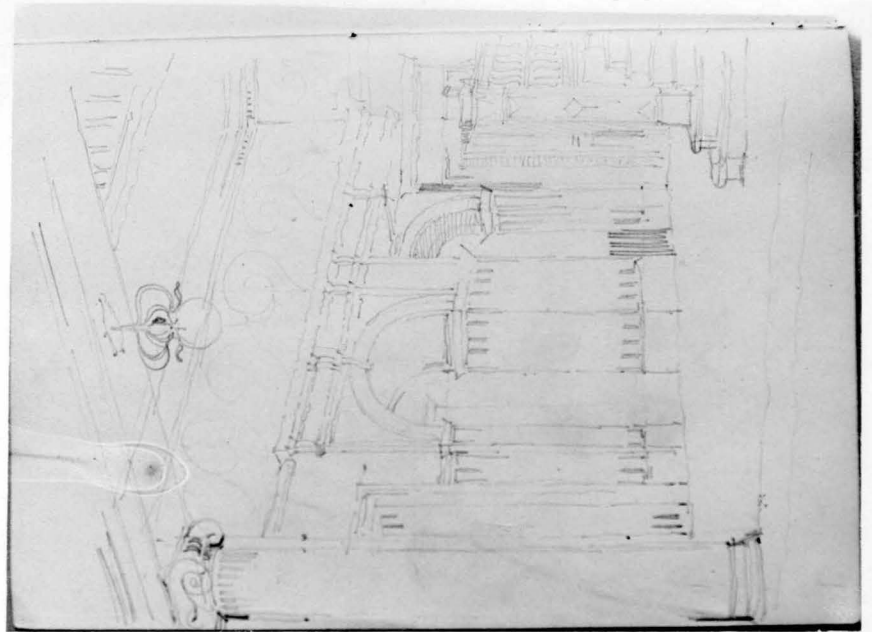


The Glasgow Art Club

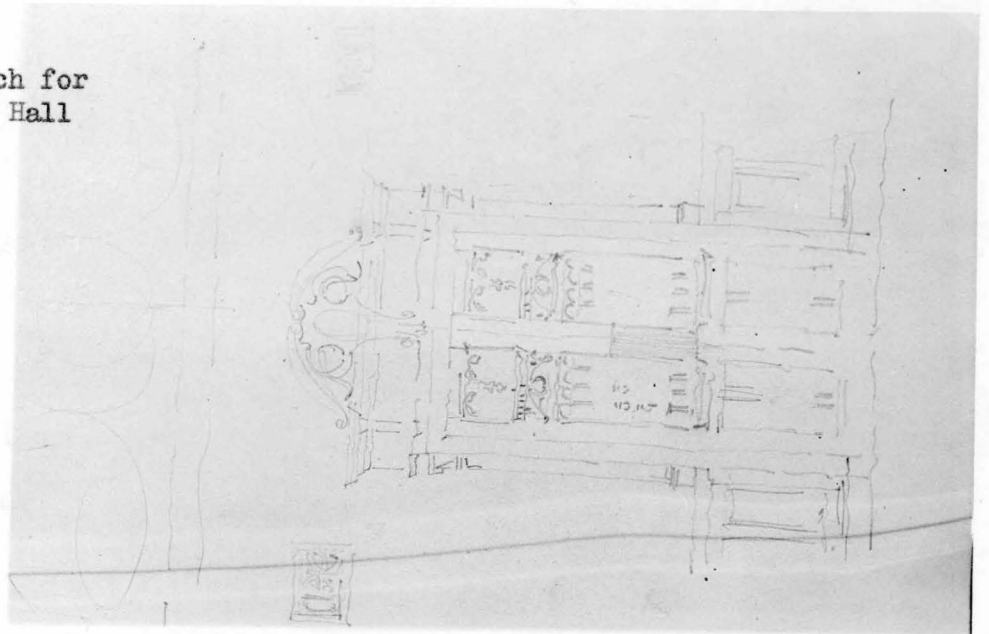
Date : 1892-1893
Place : 187-191 Bath Street, Glasgow
Client : The Glasgow Art Club

11. THE GLASGOW ART CLUB

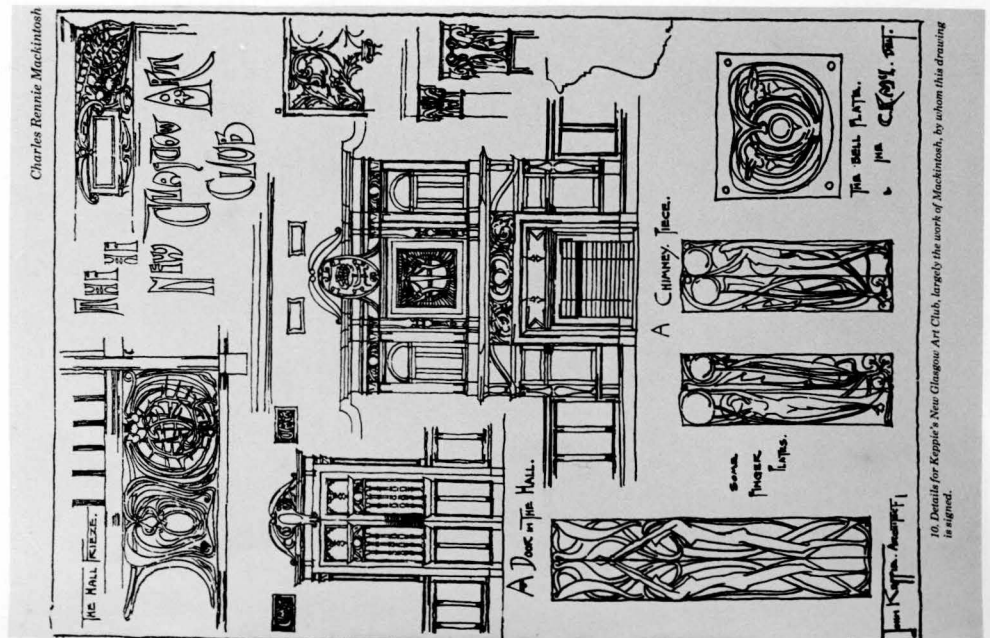
11-A
Preliminary sketch for
Entrance Hall.
1892.



11-B
Preliminary sketch for
Doorway of large Hall
1892.




11-C
Details 1893.



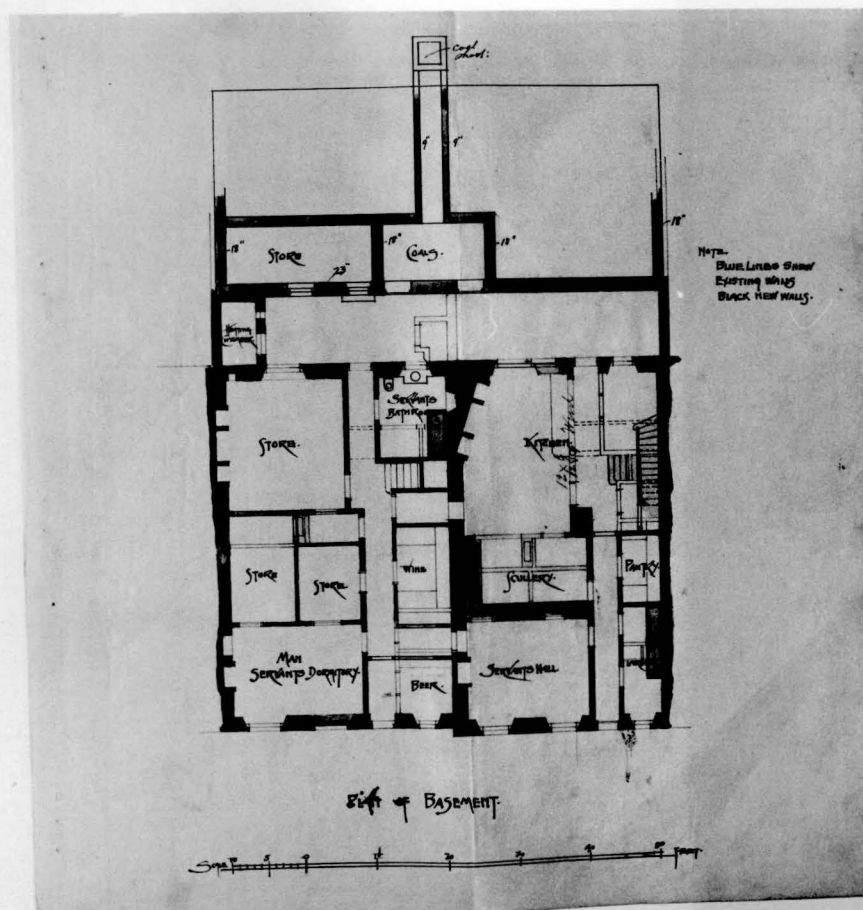
10. Details for Kippie's New Glasgow Art Club, largely the work of Mackintosh, by whom this drawing is signed.

11. THE GLASGOW ART CLUB

11-D
Block Plan 23rd July 1893.

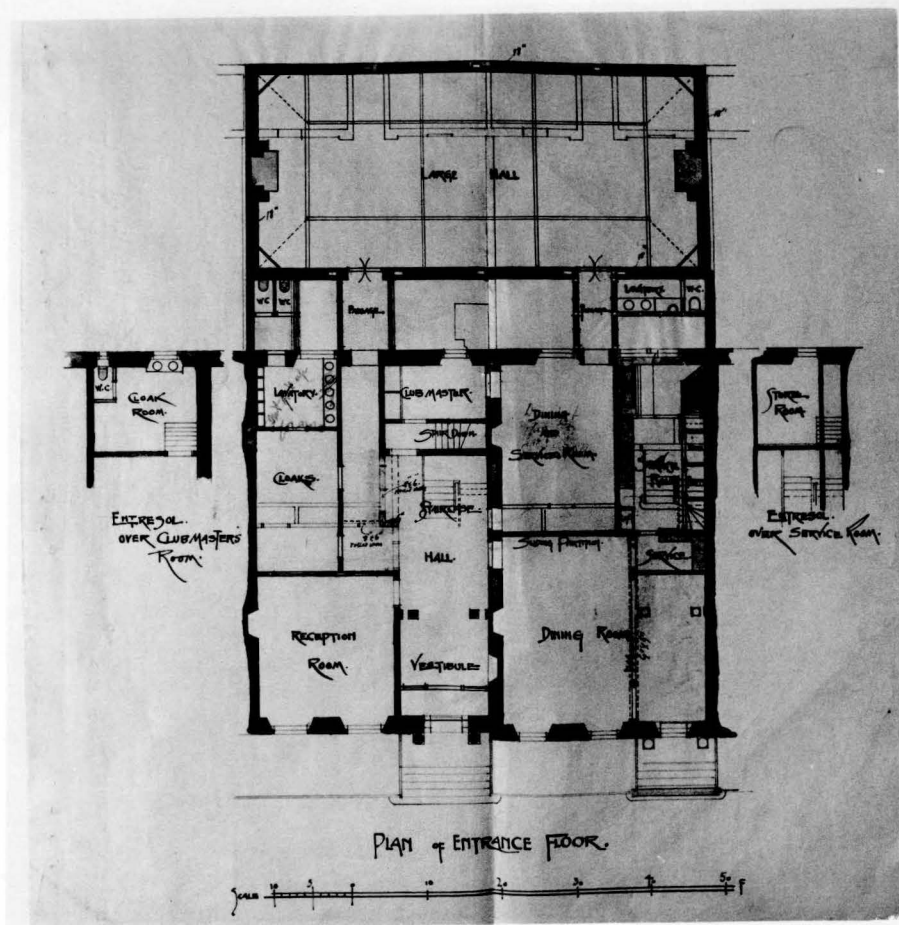


11-E
Plan of Basement floor
1892.

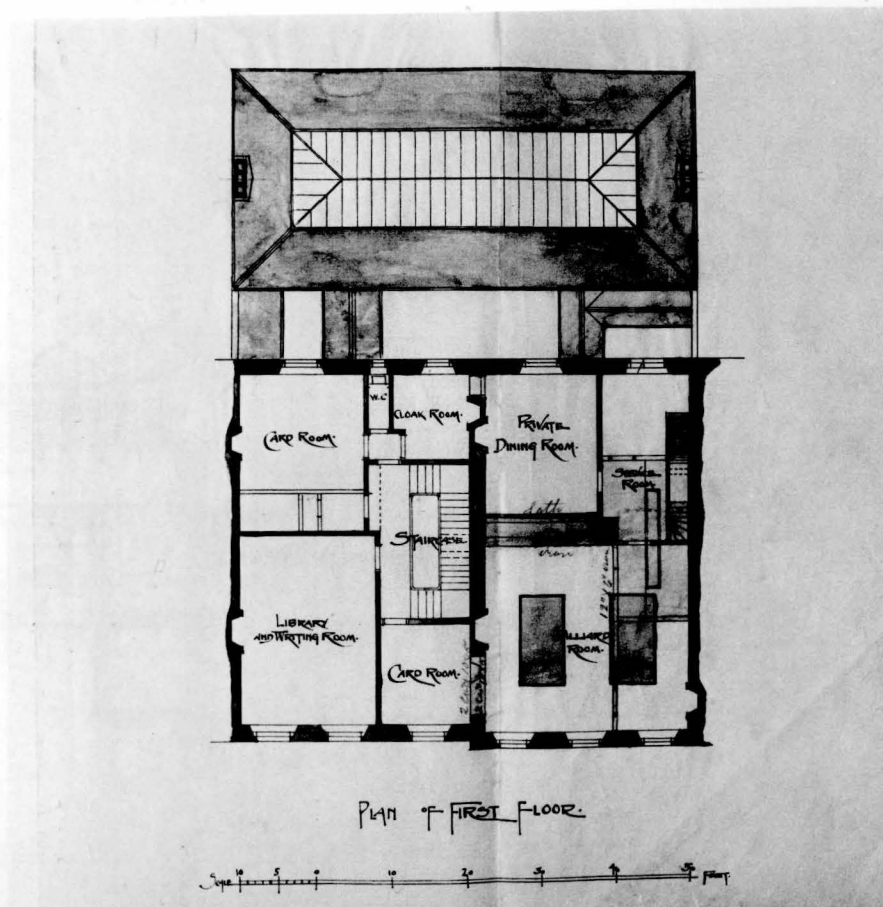


11. THE GLASGOW ART CLUB

11-F
Plan of Entrance floor
1892.

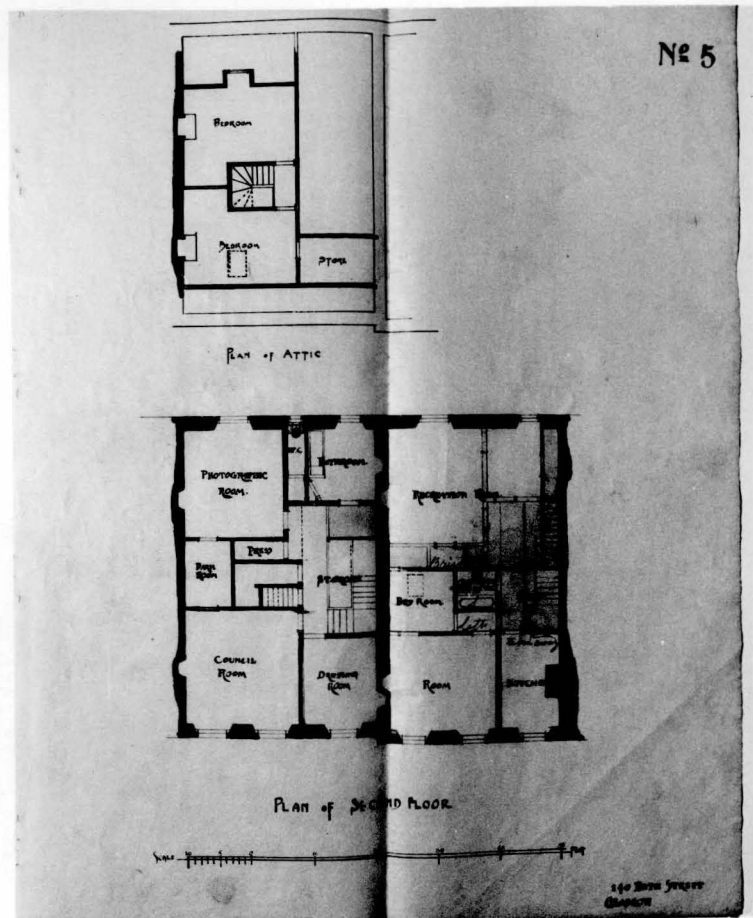


11-G
Plan of First floor
1892.

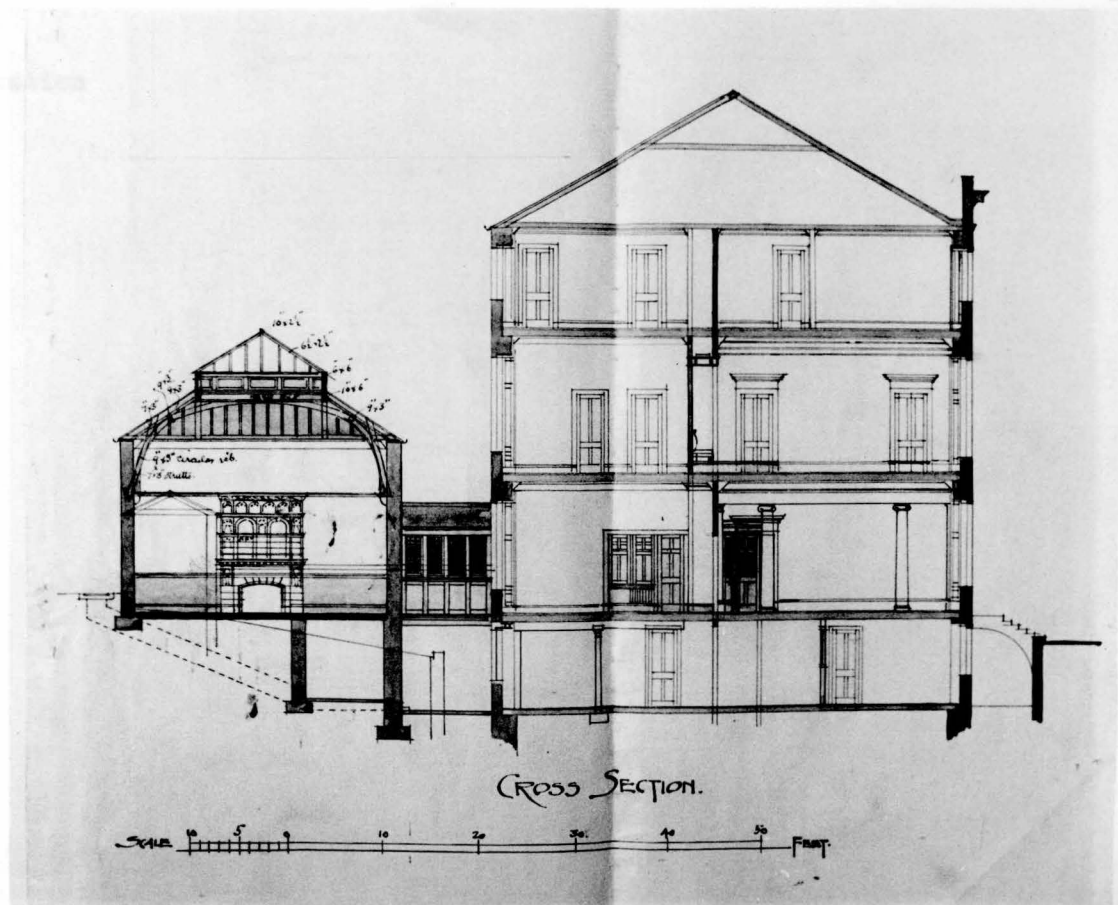


11. THE GLASGOW ART CLUB

11-H
Plans of Second, Attic floor
1892.

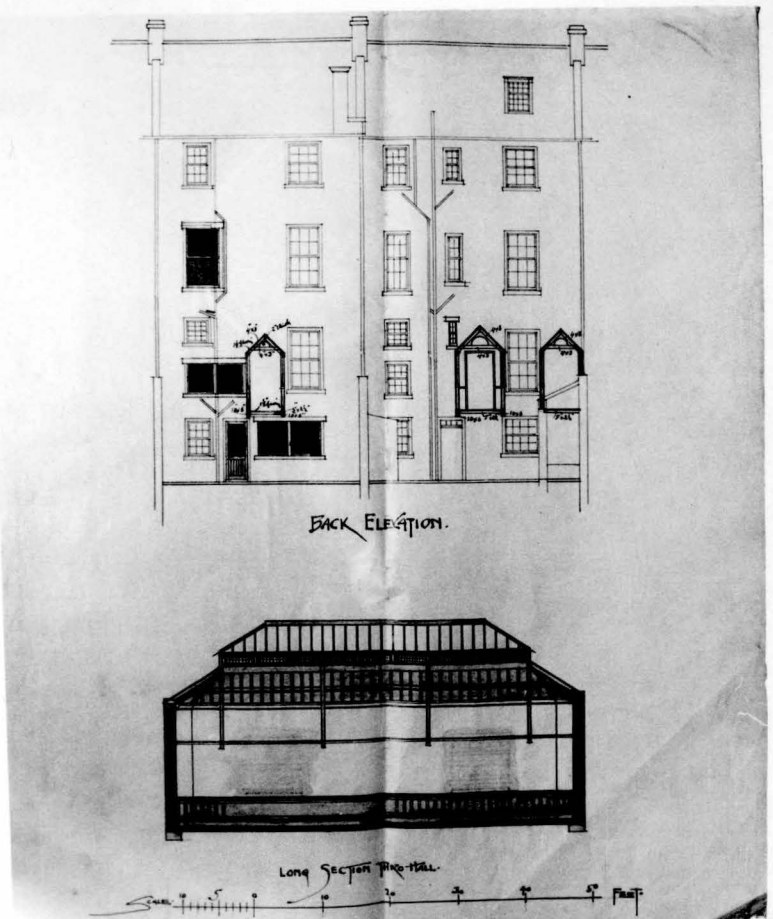


11-I
Cross Section
1892.

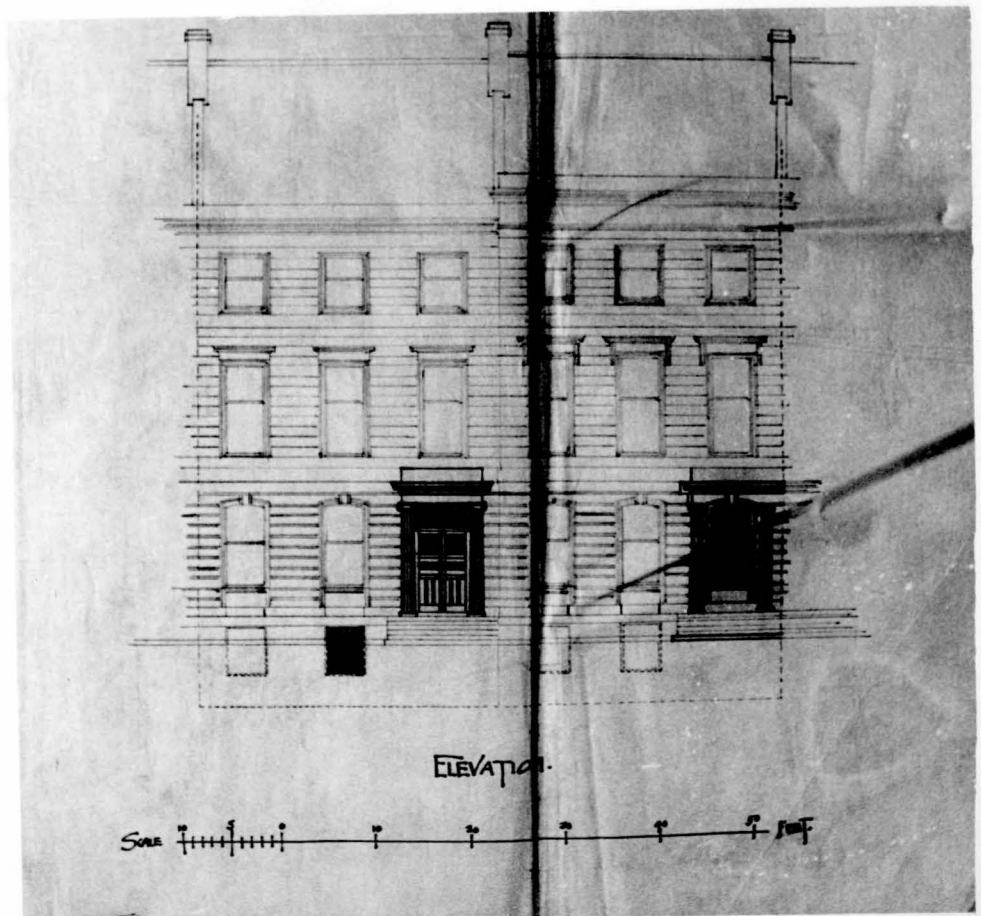


11. THE GLSGOW ART CLUB

11-J
Back Elevation and Long
Section through large Hall
1892.



11-K
Front Elevation
1892.



12. CANAL BORGEN'S INSTITUTE


12-A
Perspective


c.1893.



12-B
Clock Face

c.1893.



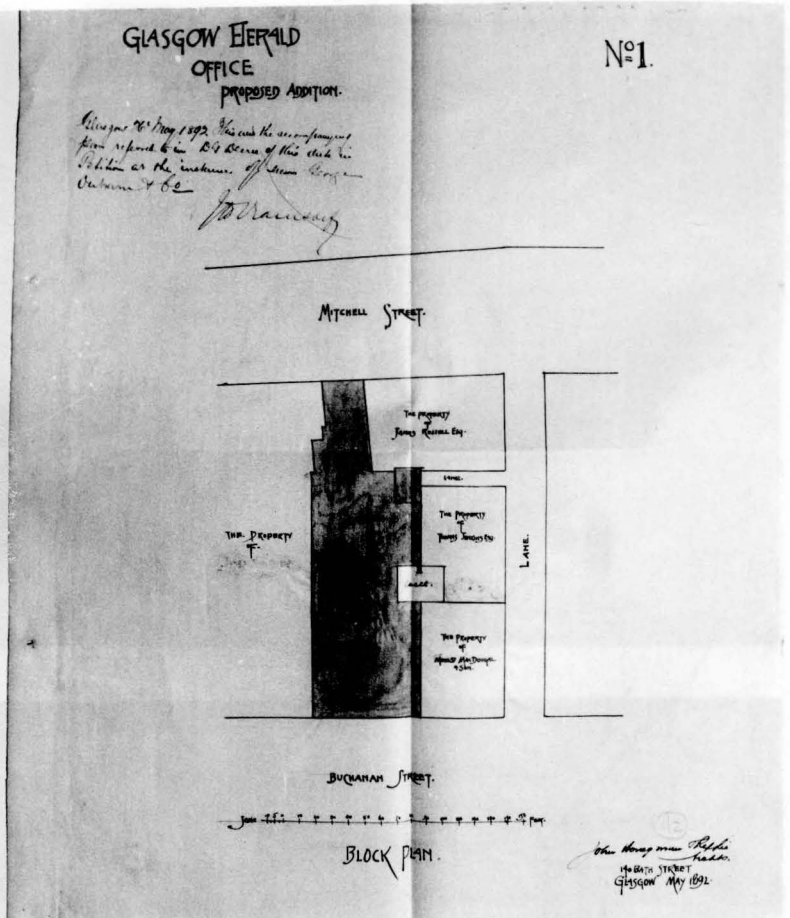


The Glasgow Herald Buildings

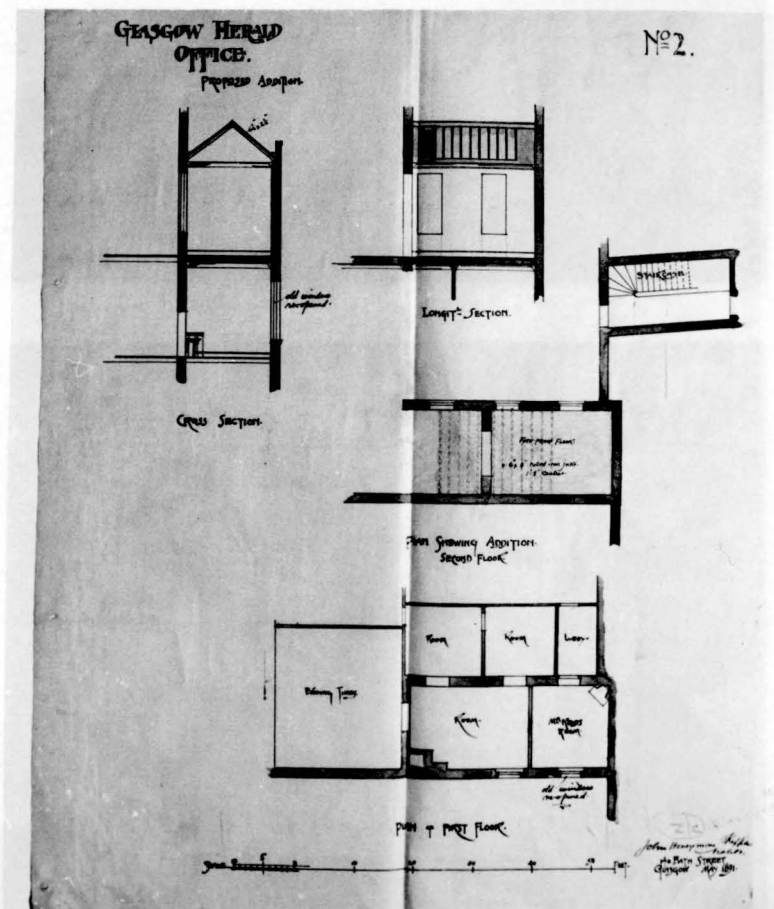
Date : 1893-1899
Place : 60-96 Mitchell Street Glasgow
Client : The Glasgow Herald, George Outram & Co..

13. THE GLASGOW HERALD BUILDINGS


13-A
Addition for original Glasgow
Herald,
Block Plan May 1892.



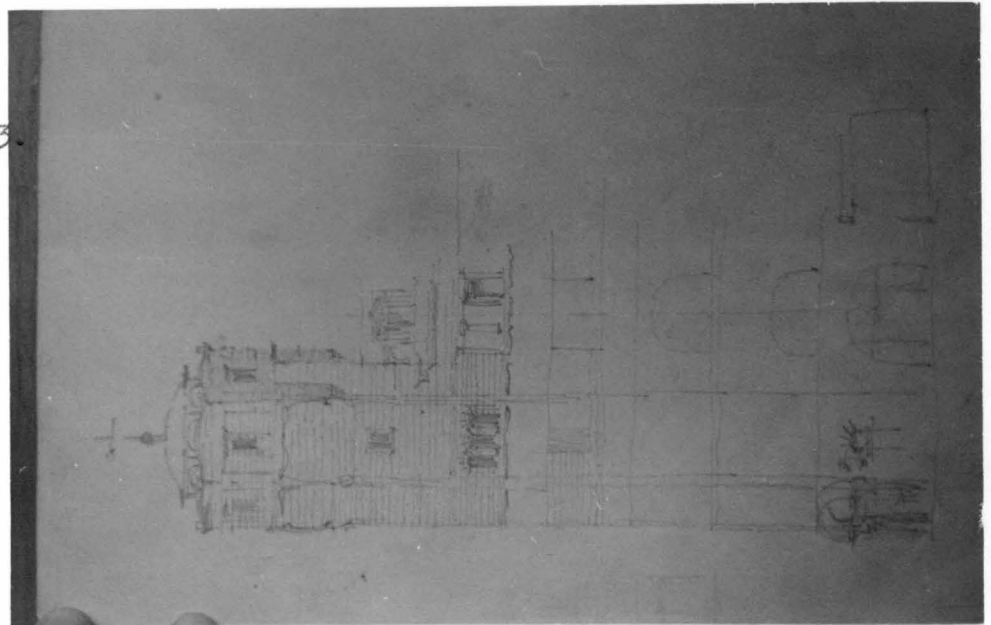
13-B
Addition for original Glasgow
Herald,
Plans and Sections 1892.



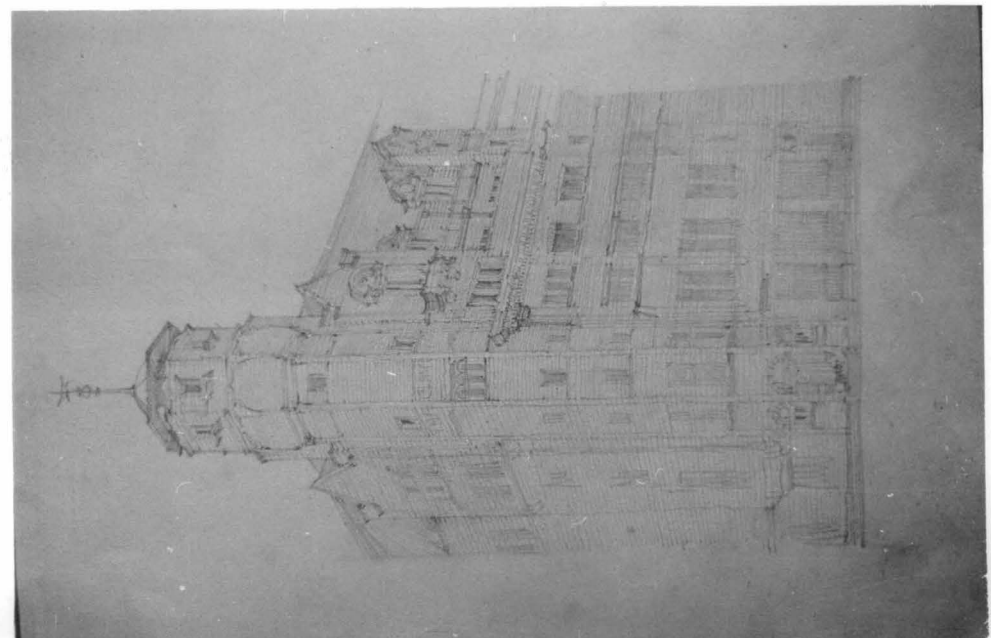
13-C
Preliminary
sketch for
Tower c.1893.




13-D
Preliminary
sketch for
Elevation c.1893.




13-E
Preliminary
sketch for
Perspective
c.1893.



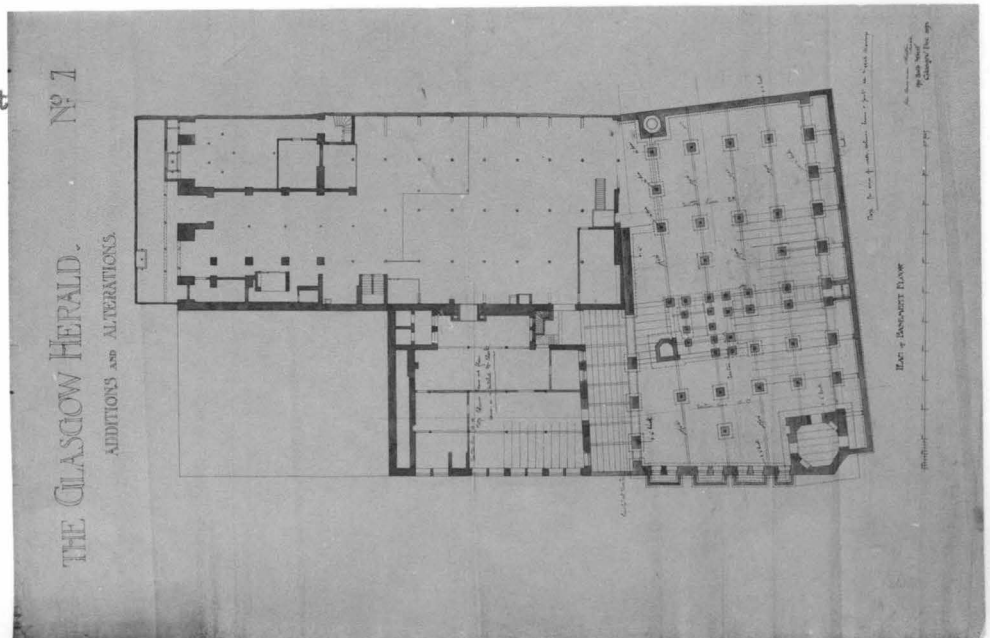
13-F
Perspective



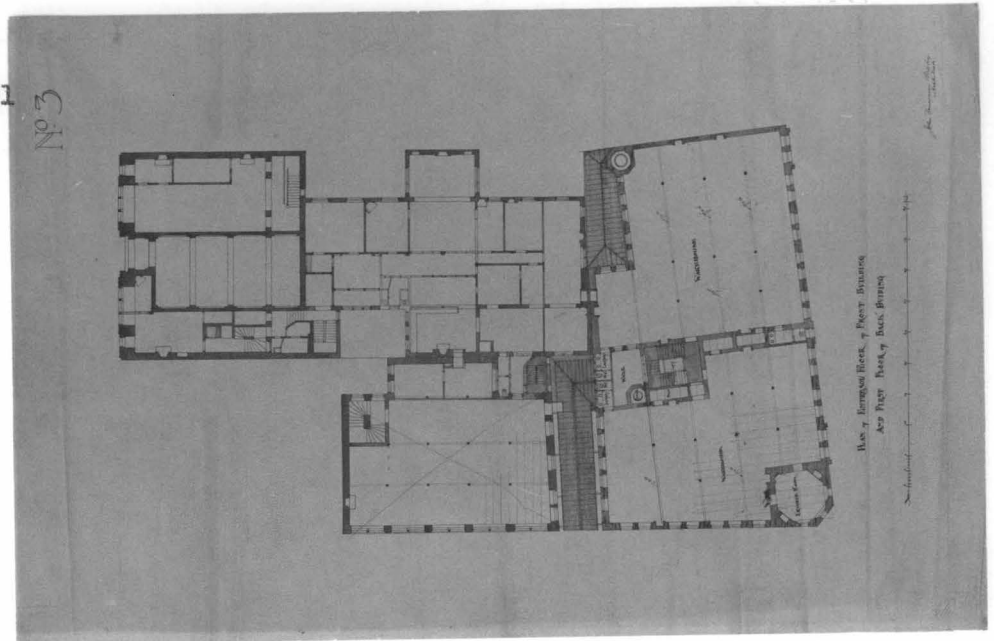
13-G
Block Plan
1893.



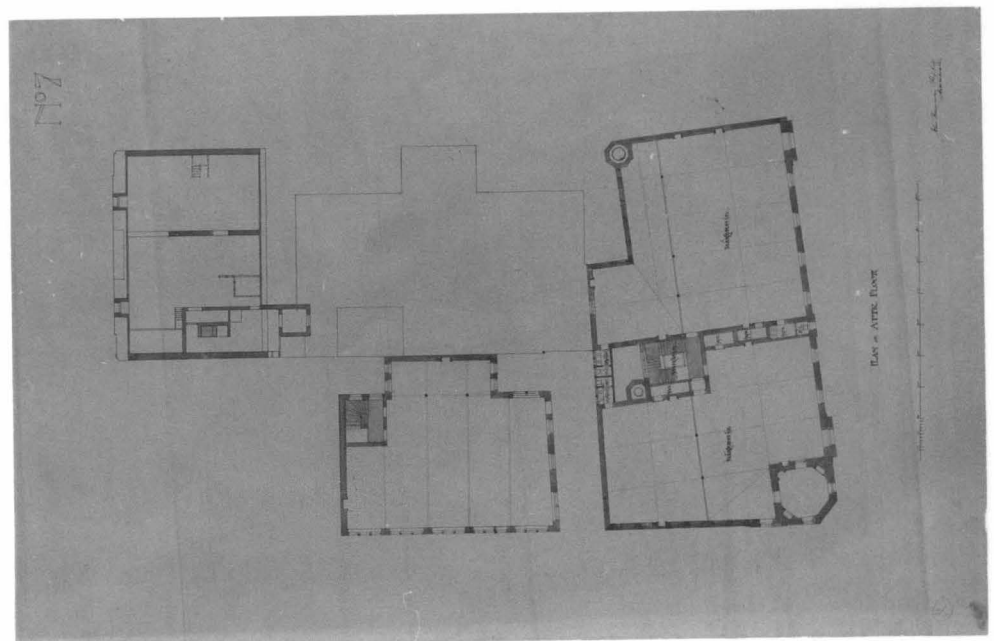
13-H
Plan of Basement
floor
Dec. 1893.



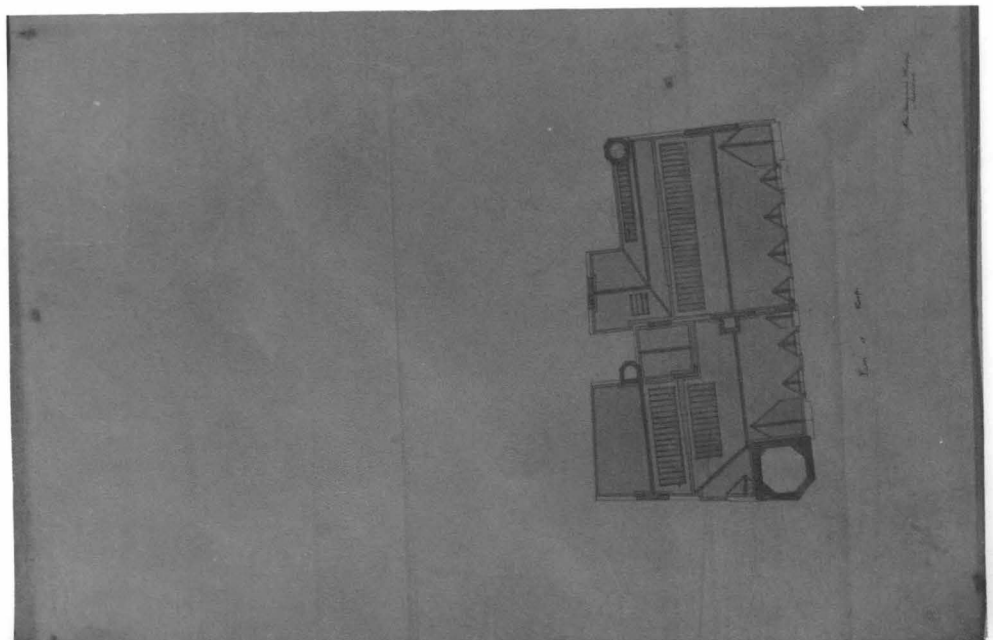
13-I
Plan of Entresol
floor of Front
building and
First floor of
Back building
1893.



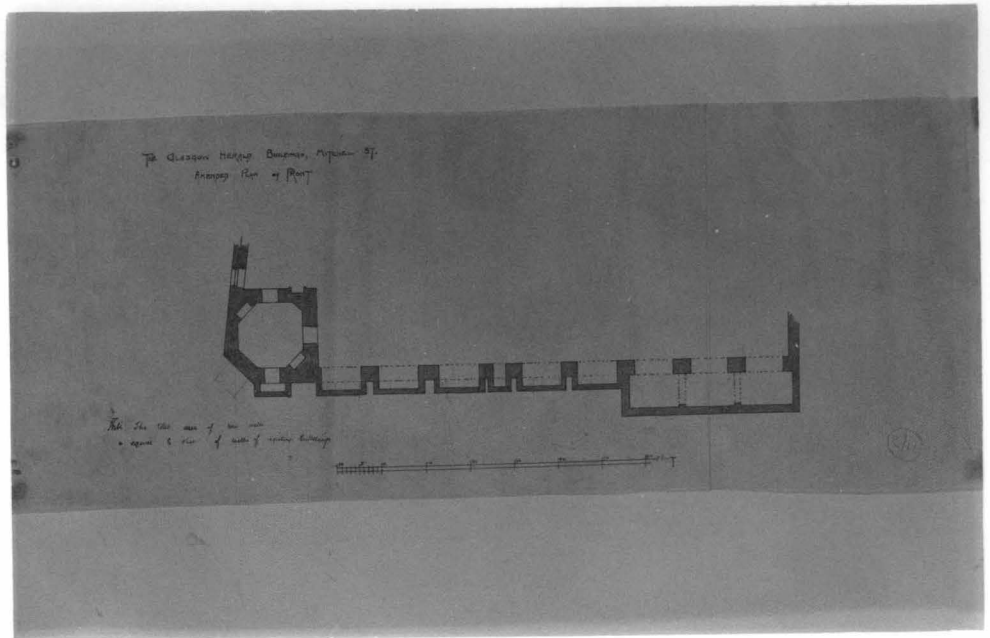
13-J
Plan of Attic
floor 1893.



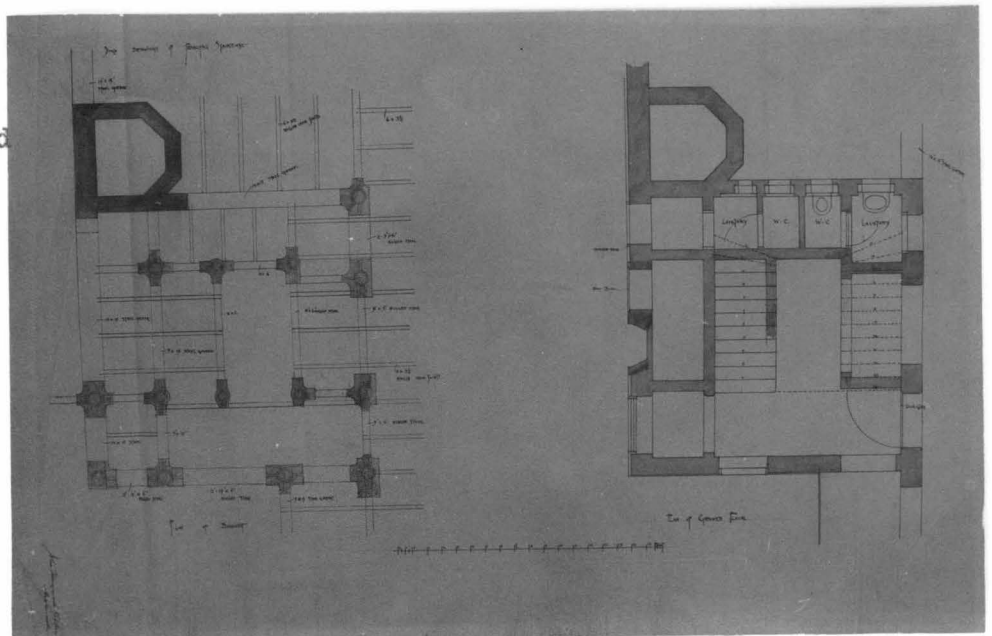
13-K
Plan of Roof
1893.



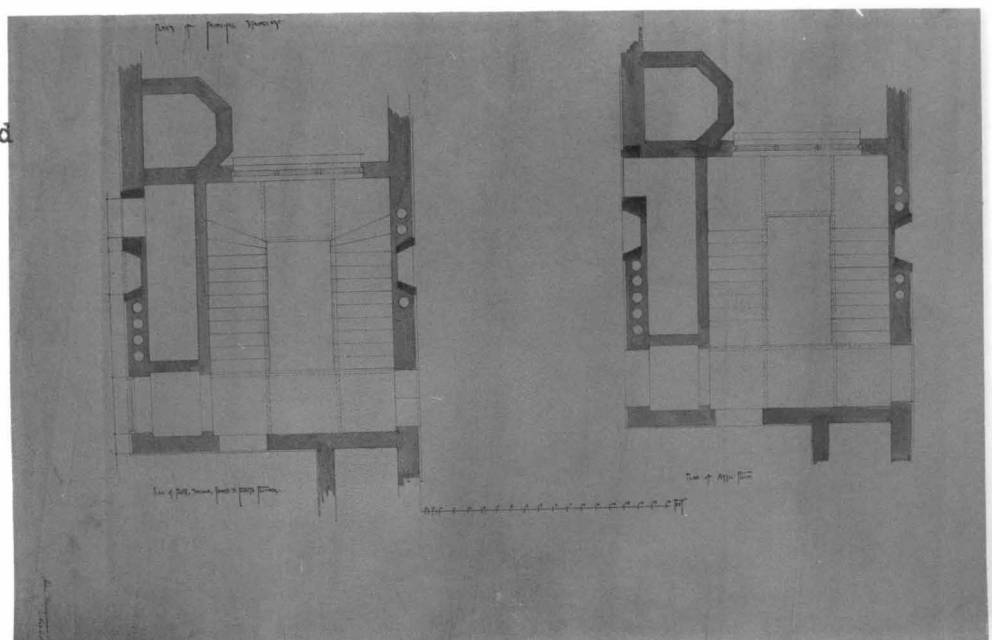
13-L
Amended plan of
front.



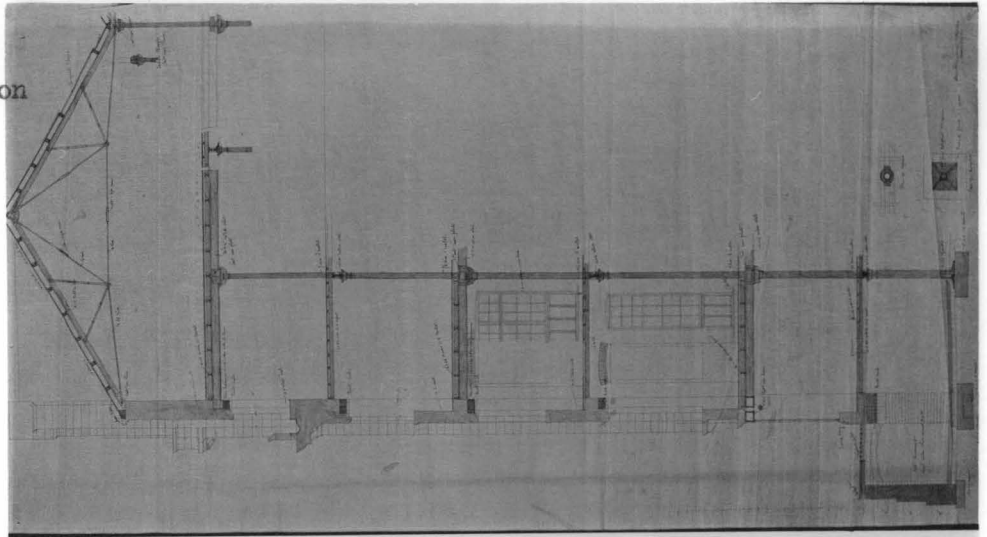
13-M
Staircase plan
of Basement
floor and Ground
floor.



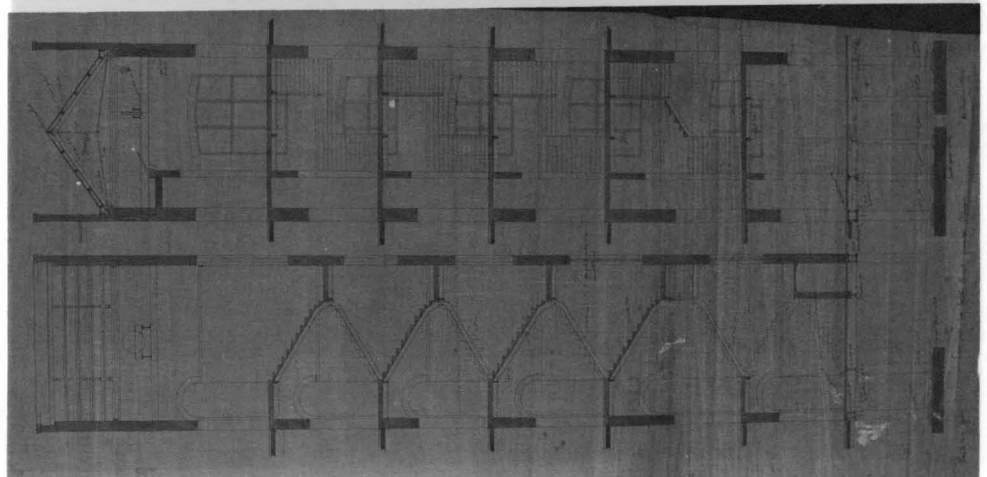
13-N
Staircase plan
of First, Second
Third, Fourth and
Attic floor.




13-0
Detail of Section



13-P
Detail of Section,
through principal
staircase.

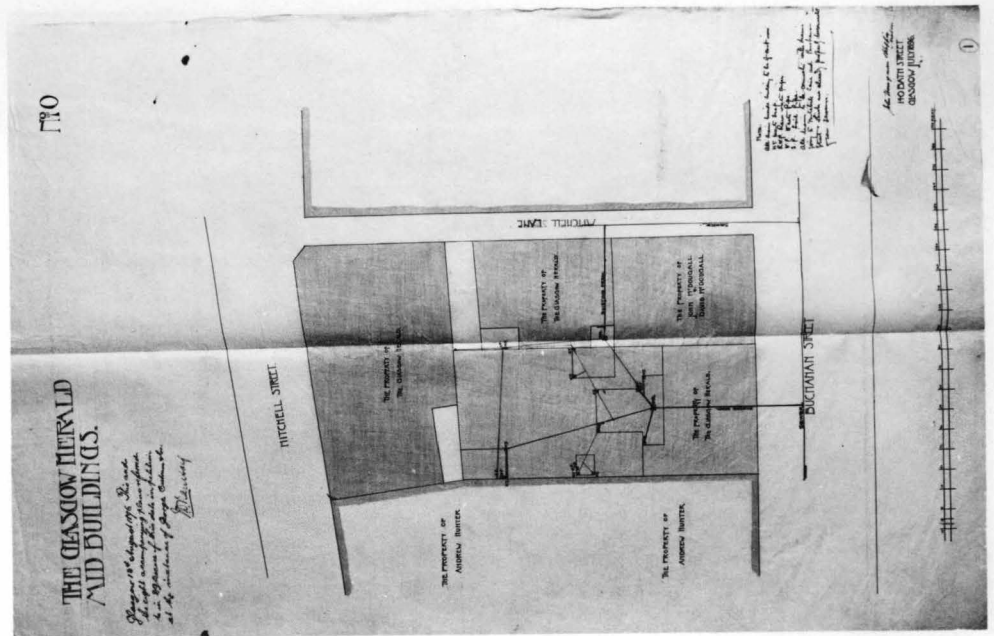


13-Q
Detail of service
staircase,
Plan and Section,
Elevation.

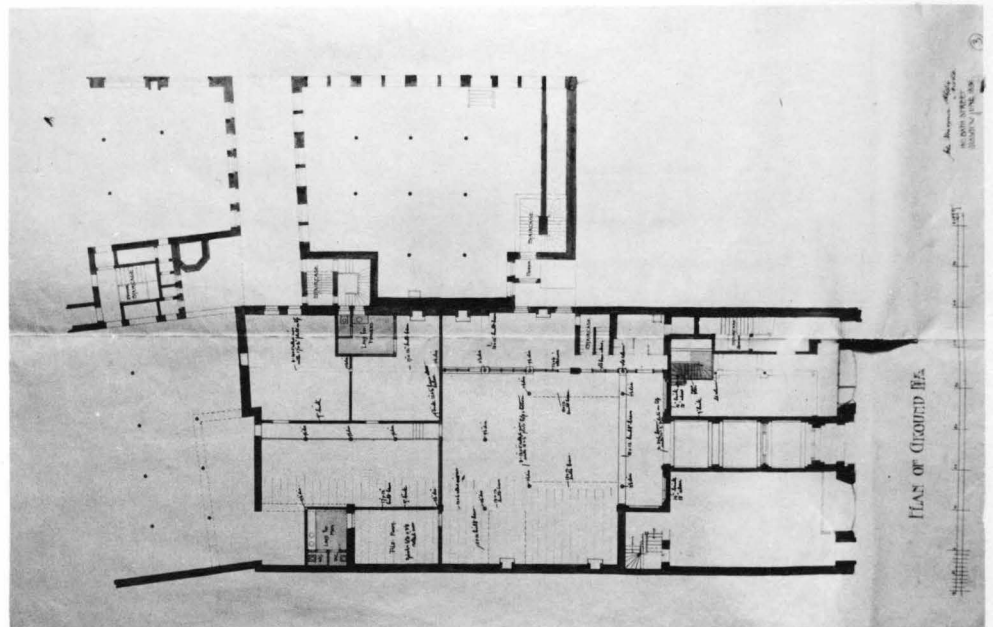


13. THE GLASGOW HERALD BUILDINGS

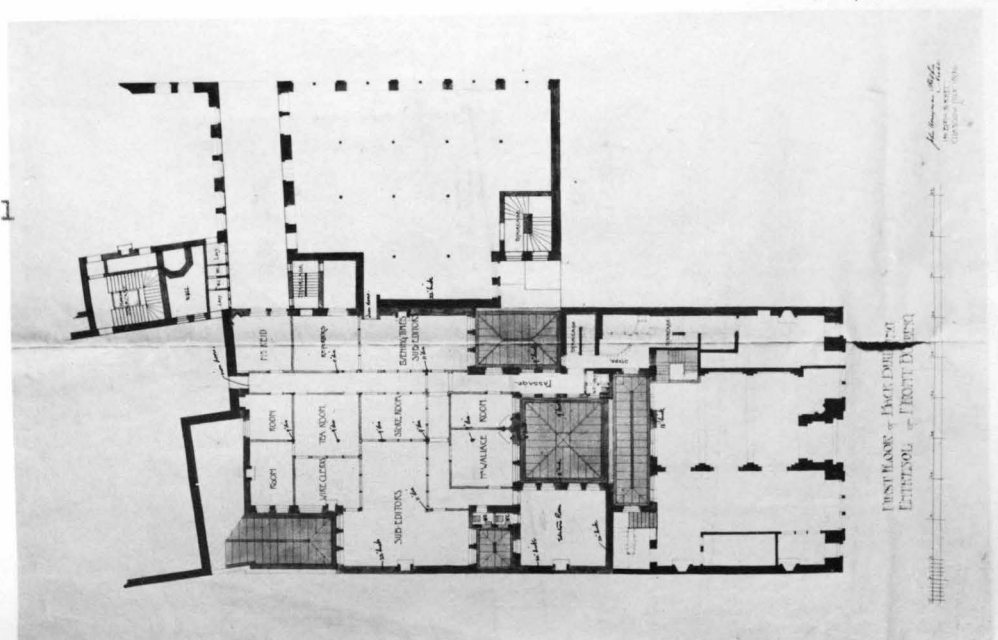
13-R
Middle building
Block Plan
July 1896.



13-S
Middle building
Plan of Ground
July 1896.

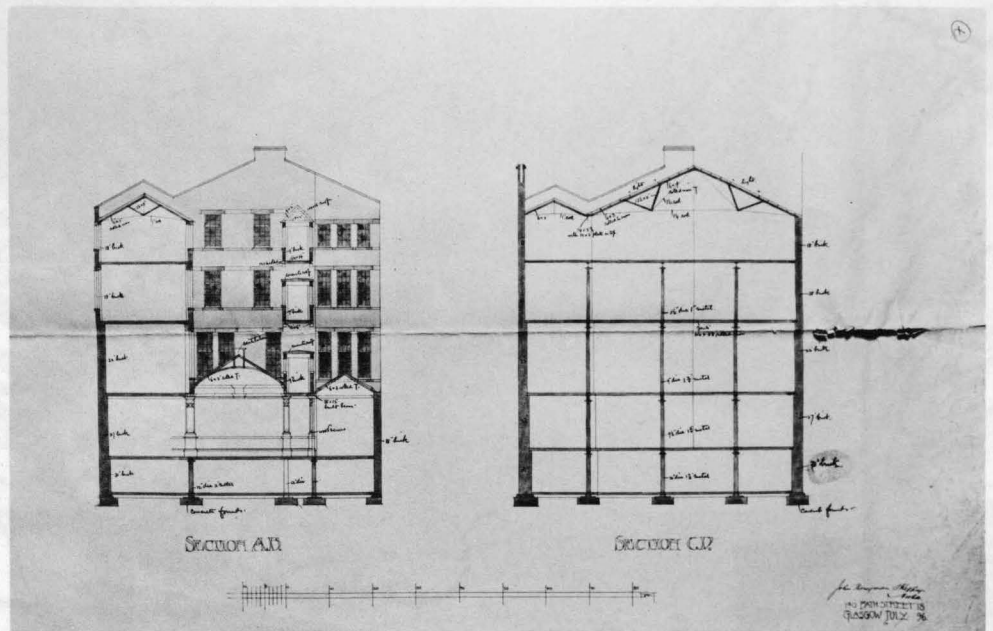


13-T
Middle building
Plan of Back
building, First
floor and Front
building Entresol
July 1896.

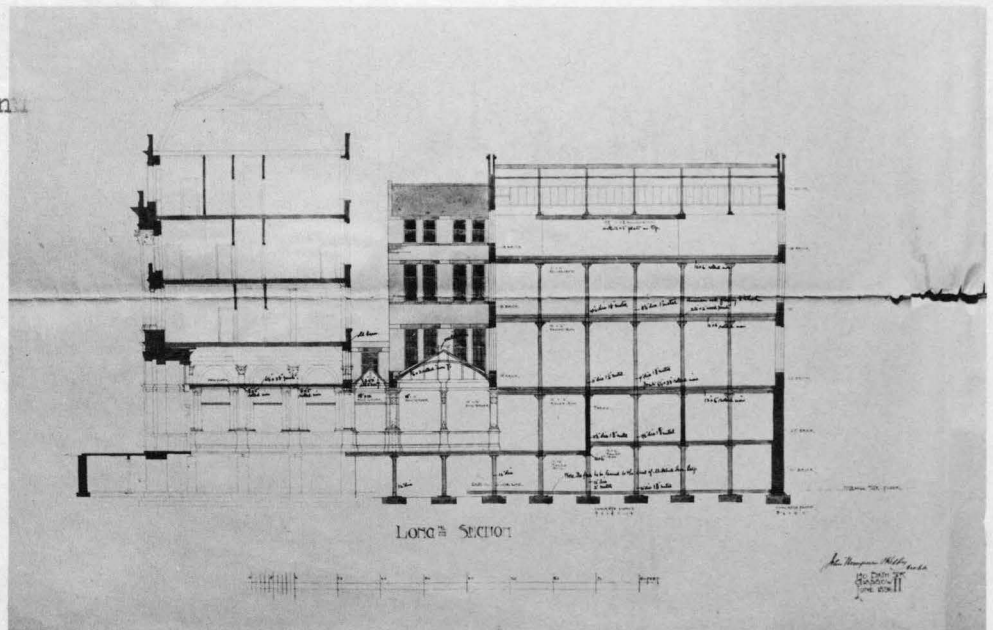


13. THE GLASGOW HERALD BUILDINGS

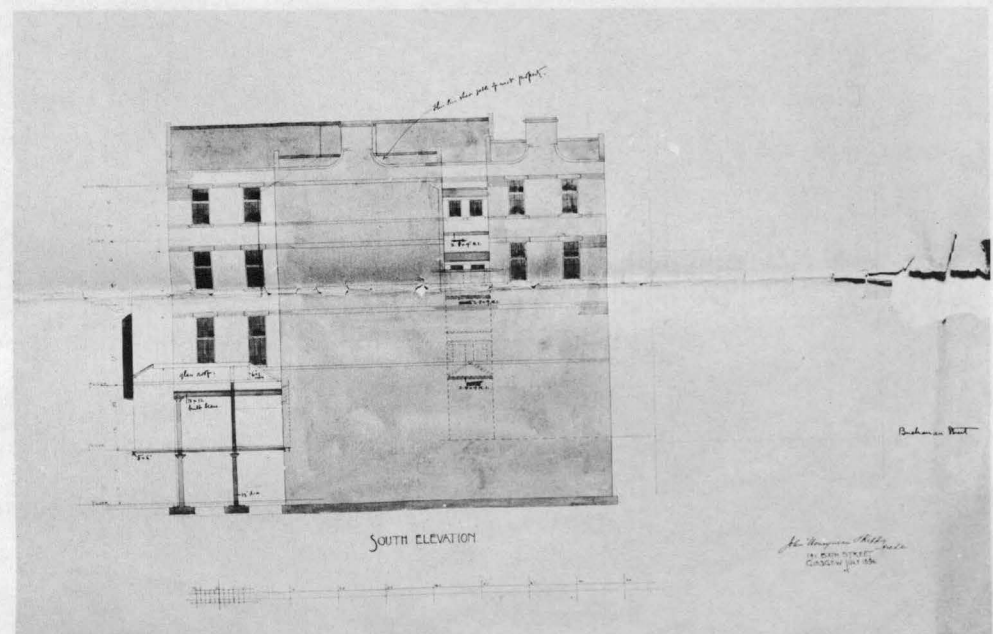
13-U
Middle building,
Sections A-B and
C-D July 1896.




13-W
Middle building,
Long Section June 1896.



13-X
Middle building,
South Elevation July 1896.





Queen Margaret's Medical College

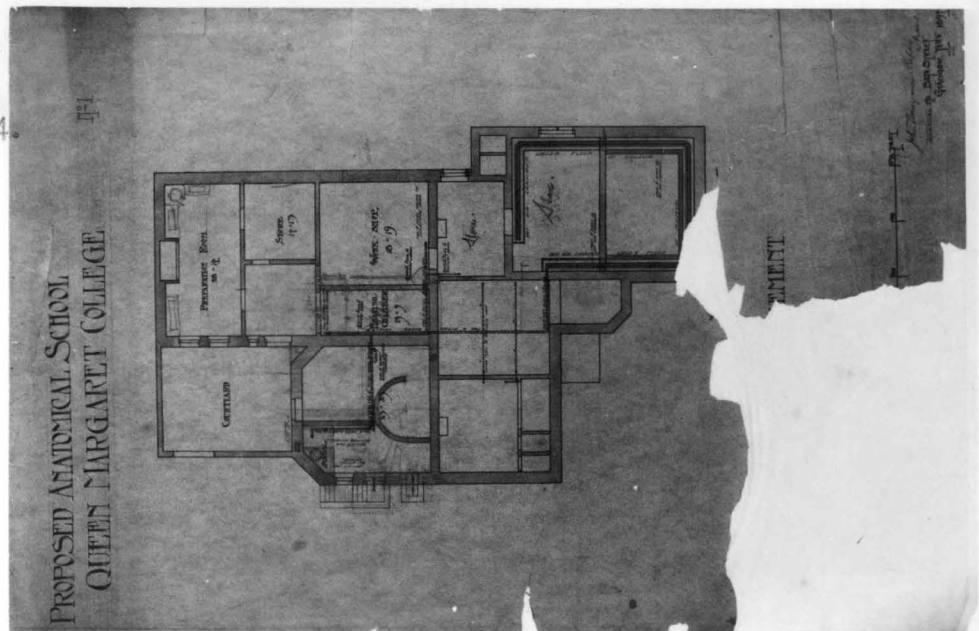
Date : 1894-1895
Place : Queen Margaret Drive Glasgow (now B.B.C. studio)
Client : The Glasgow University Board



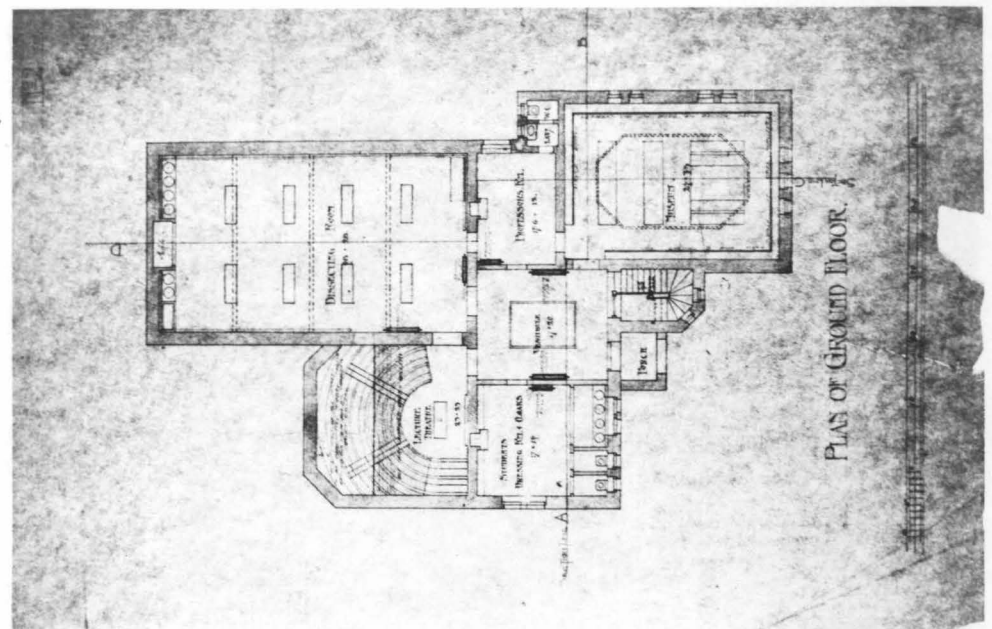
14-A.
Perspective

1894-1895.

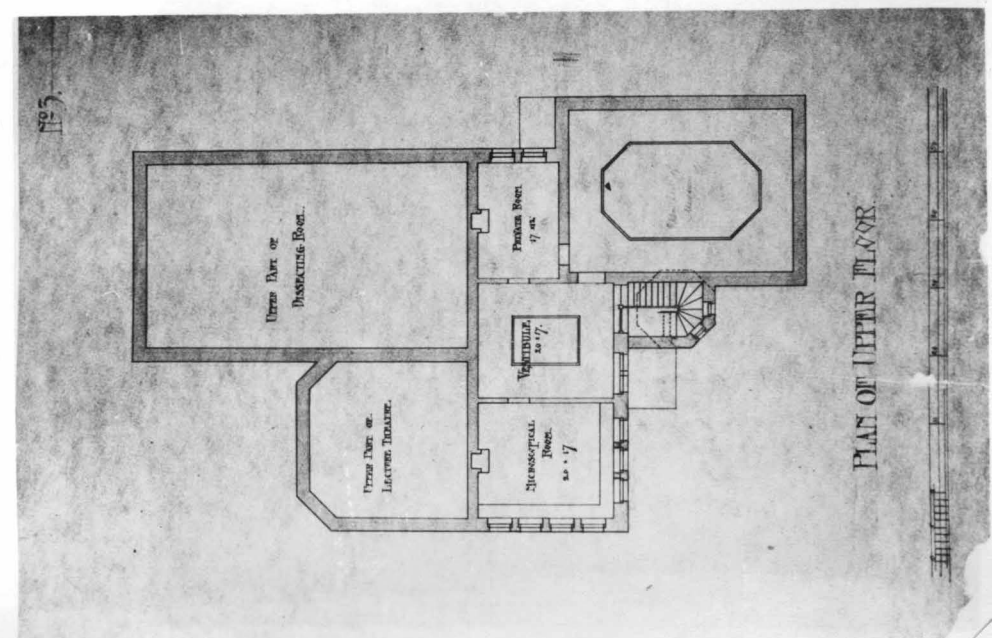
14-B
Plan of Basement
No.1 June 1894.



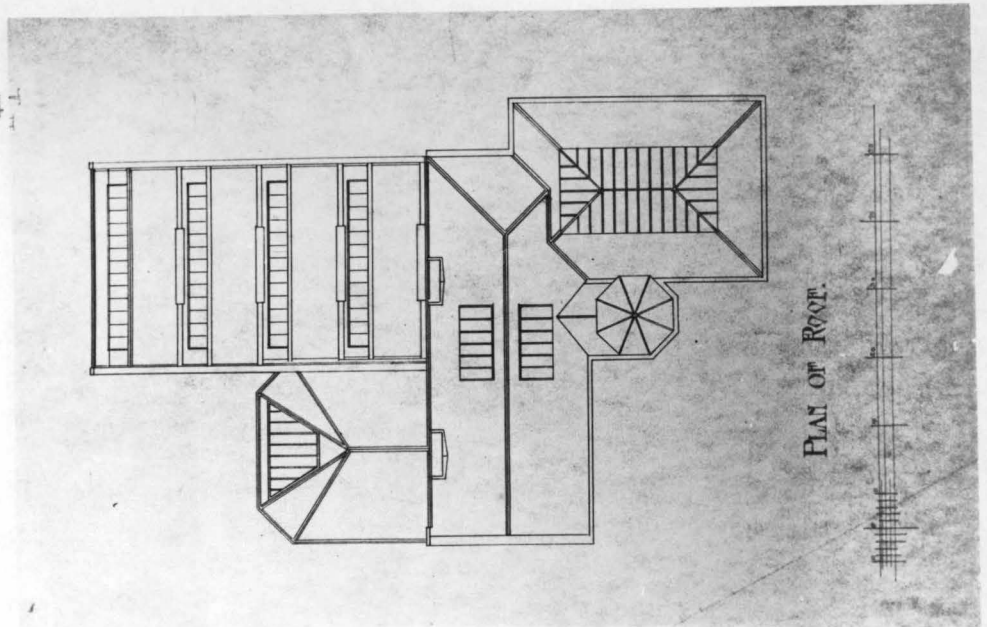
14-C
Plan of Ground
floor No.2 1894.




14-D
Plan of Upper
floor No.2 1894.




14-E
Plan of Roof No.4
1894.



14-F
South Elevation
No.7 1894.



14-G
West Elevation No.8 1894.






Martyr's public School

Dean of Guild
Date of decree
Completed

11th July 1895
5th May 1898

Date : 1895-98
Place : 11 Barony Street, Glasgow
Client : Glasgow School Board

15. MARTYRS' PUBLIC SCHOOL

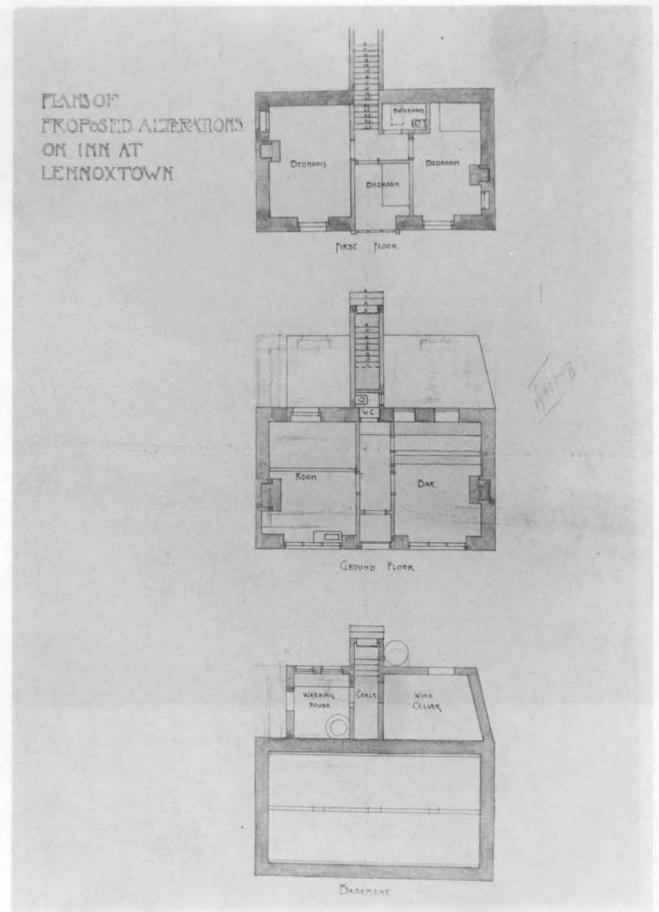


15-A
Perspective

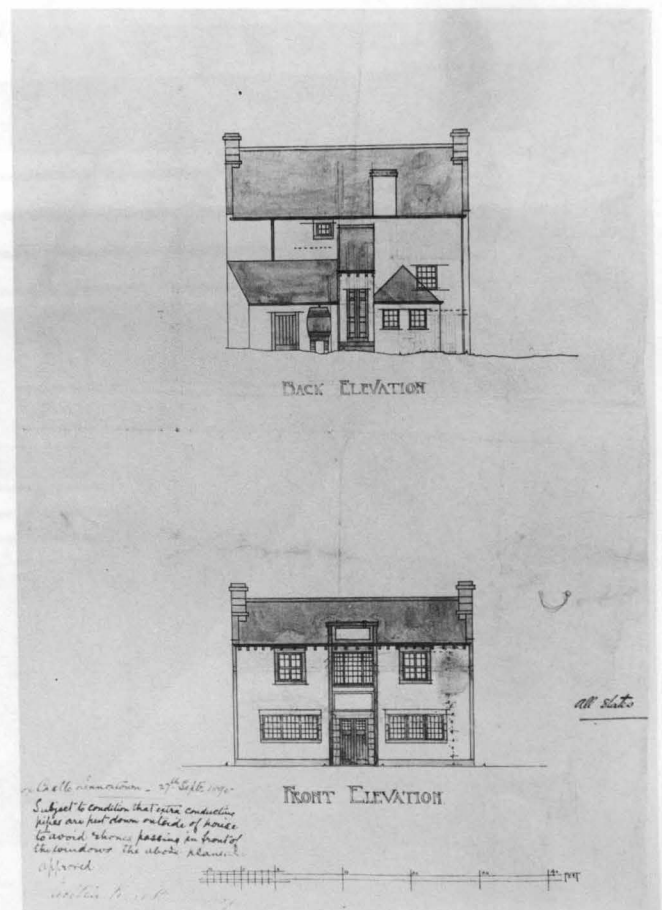
1896

16. LENNOX CASTLE INN


16-A
Plan of Basement, Ground and First floor
1895.



16-B
Elevation of Front and Back 1895.



See The Glasgow School of Art, the first class




Date : 1896-1906
Place : 187 Kenton Road
Client : The Governors of School

The Glasgow School of Art, the first stage

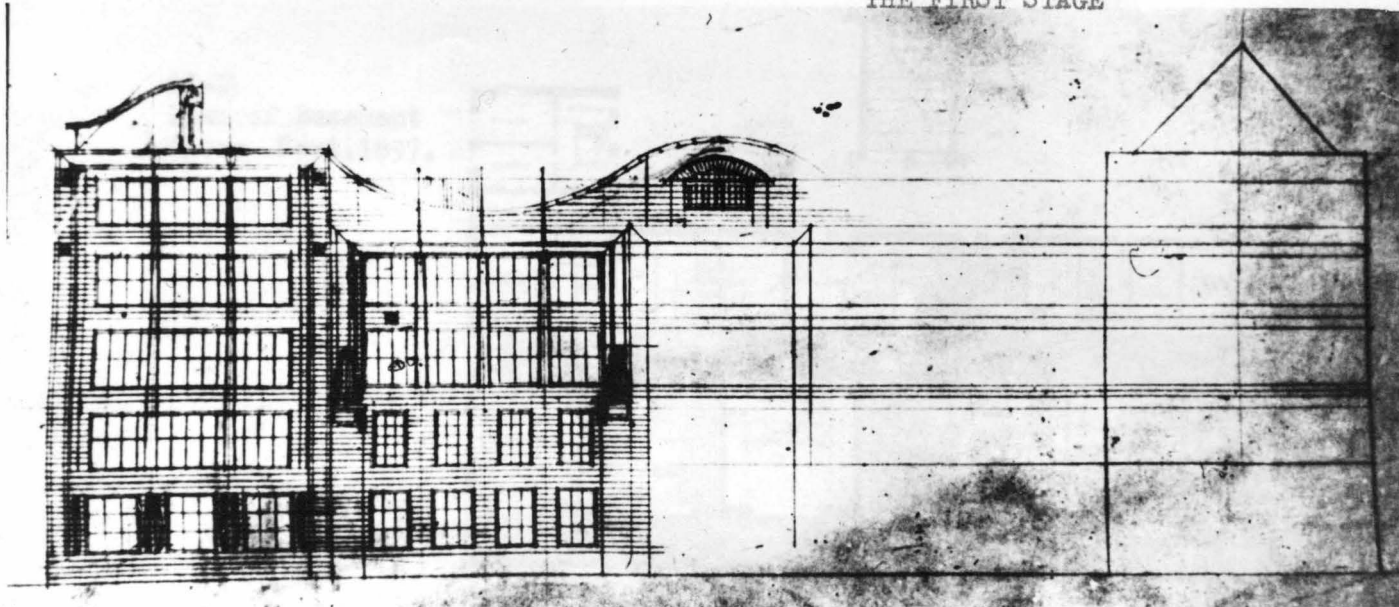
Date : 1896-1906
Place : 167 Renfrew Street, Glasgow.
Client : The Governors of School of Art

17. THE GLASGOW SCHOOL OF ART :
THE FIRST STAGE



17-A
Elevation of East and West Gables
March 1897.

17. THE GLASGOW SCHOOL OF ART :
THE FIRST STAGE




17-B
Preliminary design for North
Elevation

1896.

17-C
North Elevation

1897.

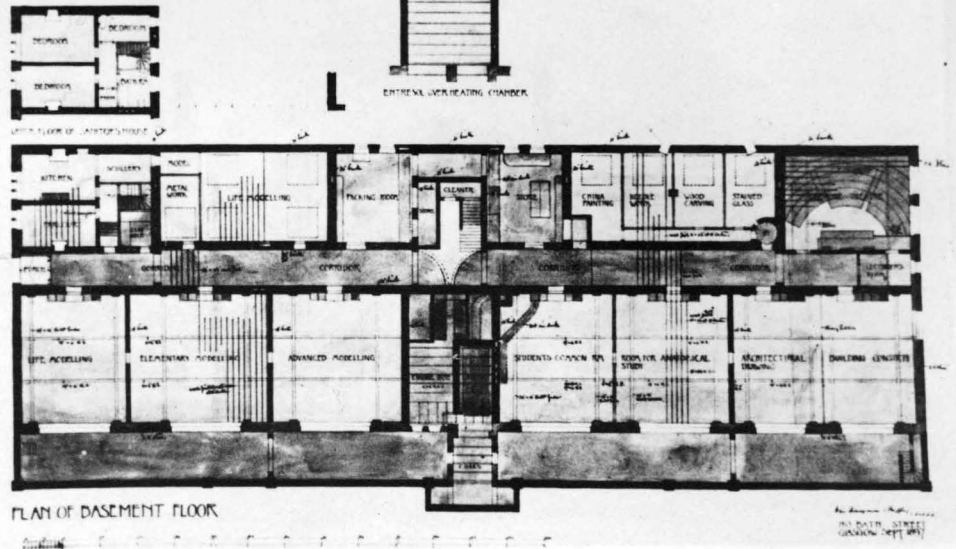


17. THE GLASGOW SCHOOL OF ART :
THE FIRST STAGE

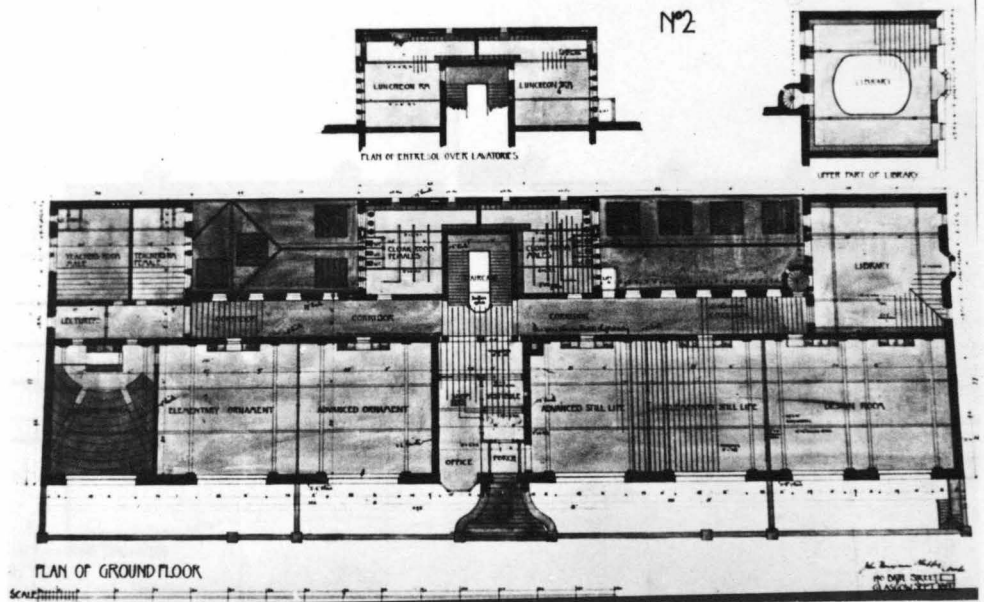
THE GLASGOW SCHOOL OF ART
PLANS OF NEW STAGE

Nº1

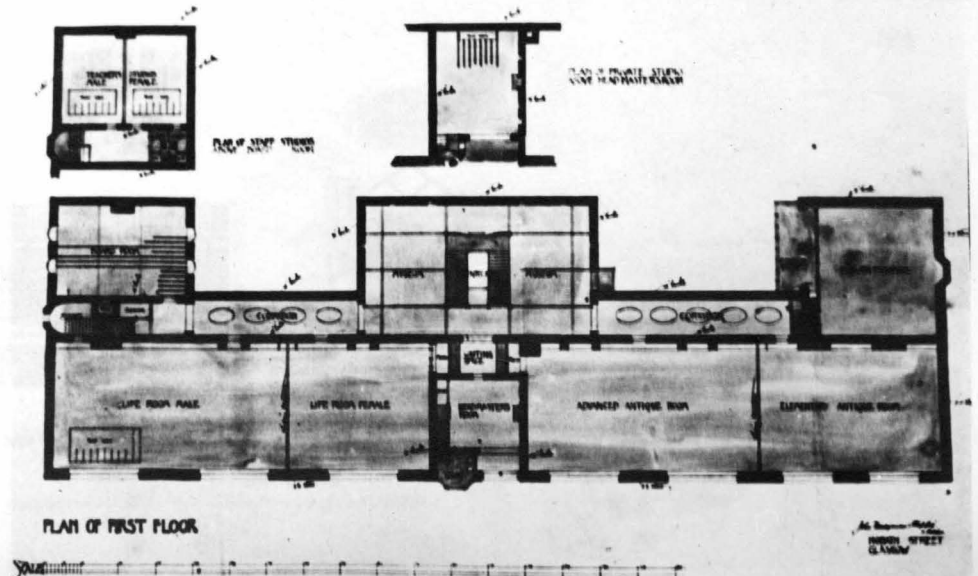
17-D
Plan of Basement
floor Sept. 1897.



17-E
Plan of Ground
floor Sept. 1897.




17-F
Plan of First
floor 1897.




17. THE GLASGOW SCHOOL OF ART :
THE FIRST STAGE


17-G
Elevation of
East and West
Gables. 1897.



17-H
Elevation of
Back Sept. 1897.

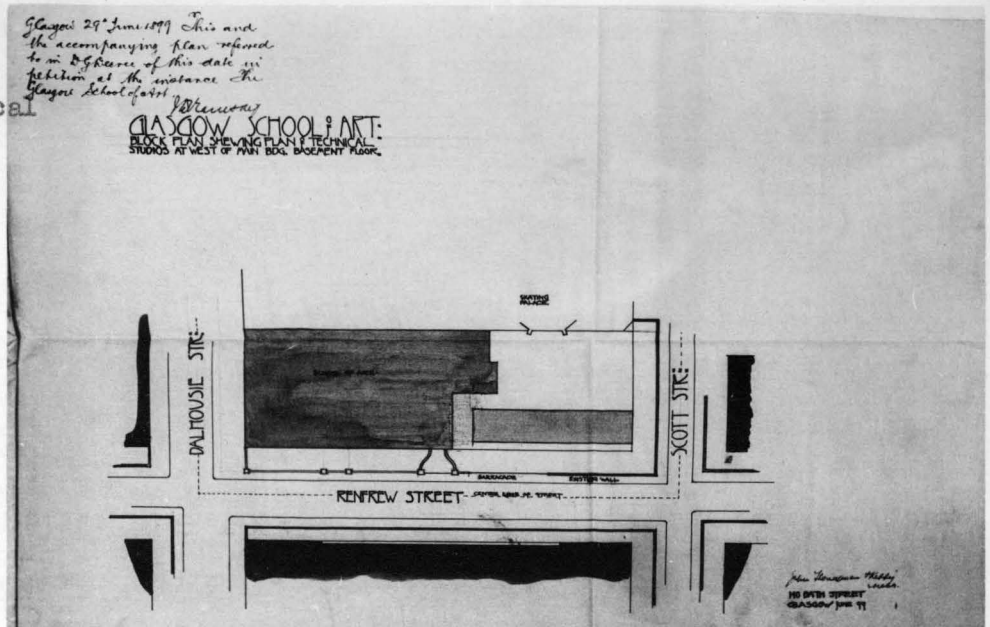


17-I
Cross Sections
Sept. 1897.

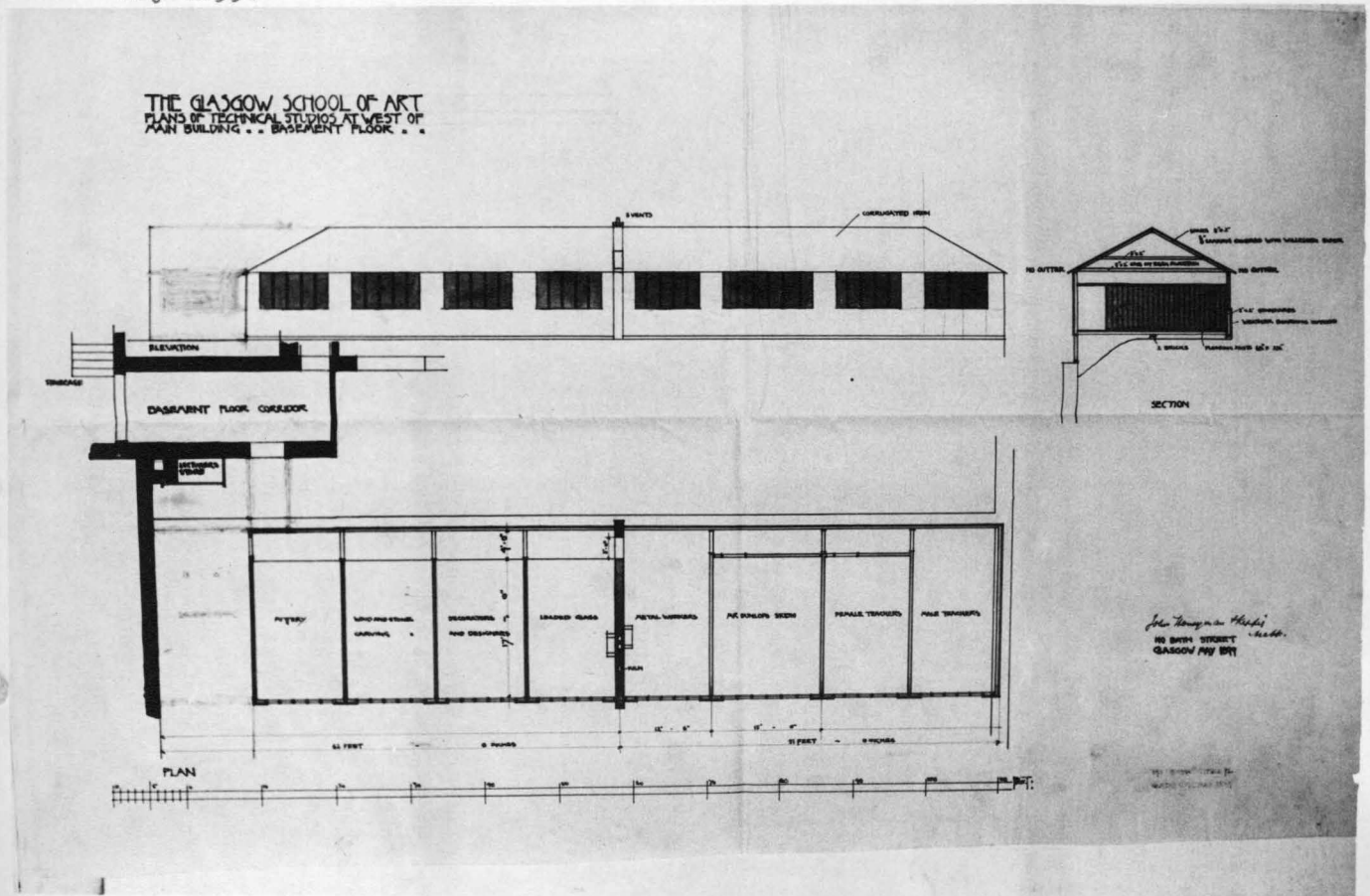




17. THE GLASGOW SCHOOL OF ART :
THE FIRST STAGE

17-G
Temporary technical
studios,
Block Plan
June 1899.



17-K
Temporary technical studios,
May 1899.





The Buchanan Street Tea Room


Date : 1896-97
Place : Buchanan Street, Glasgow
Client : Catherine Cranston


18. THE BUCHANAN STREET TEA-ROOMS

18-A
Perspective 1895 -1896.
drawing by T.Raffles Davidson




18-B
Preliminary design for wall stencil
of the ladies-room April 1896.






18-C
Design for wall stencil of the
ladies-room 1896.

18-D
The Peacock, Preliminary design for
wall stencil 1896.






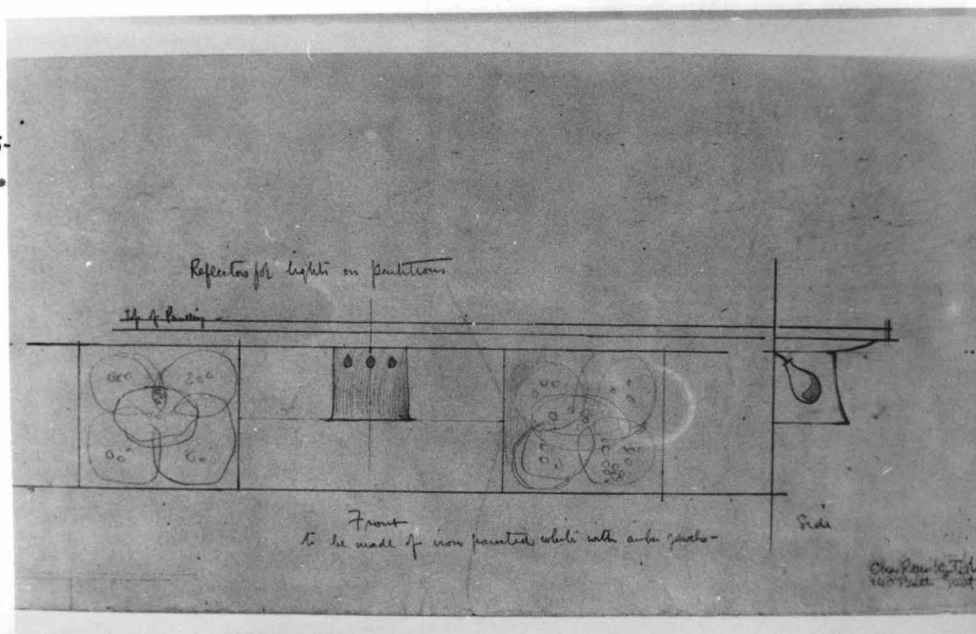
Argyle Street Tea Room

Date : 1896-97
Place : 144 Argyle Street, Glasgow
Client : Catherine Cranston

19-A
Light fittings over Billiards
table 1897.

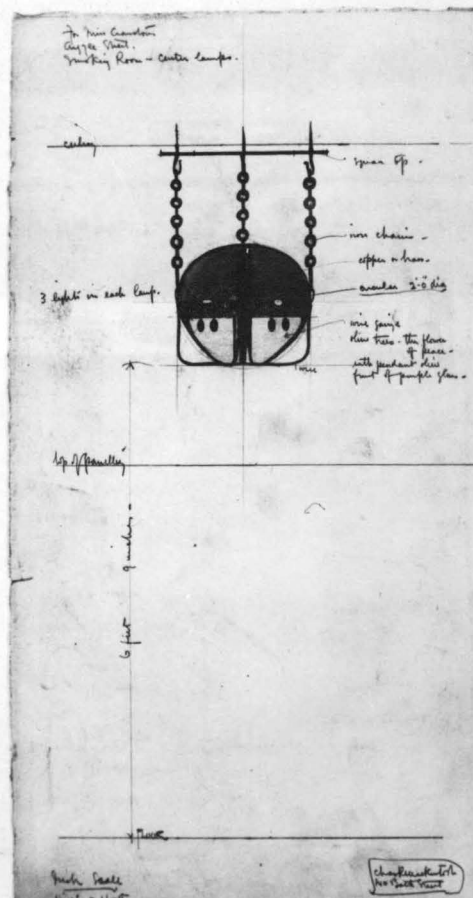


19-B
Light fittings
for the Billiards-
room 1897.



[illegible]

19-D
Light fitting for the Smoking-room
centre lamps 1897.



Queen's Cross Church




Queen's Cross Church

Dean of Guild
Date of decree 10th June 1897
Completed 3rd May 1900

Date : 1897-1900
Place : 866 Garscube Road, Glasgow
Client : The Free Church of Scotland

20. QUEEN'S CROSS CHURCH




20-A
Perspective


1897-1898.

21. THE GLASGOW INTERNATIONAL
EXHIBITION 1901, COMPETITION


21-A
Industrial Hall
North Elevation
1898.



21-B
Industrial Hall
South Elevation
1898.



21-C
Industrial Hall
West and East
Elevation 1898.

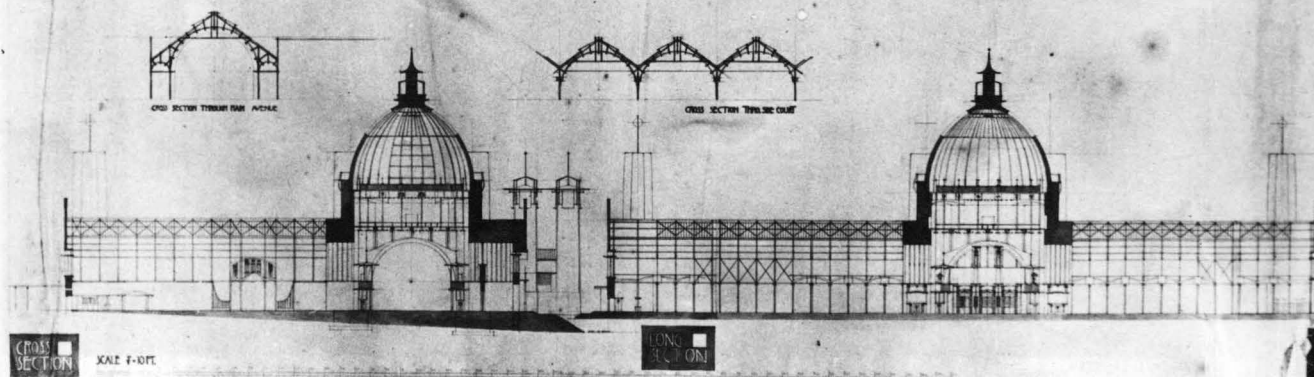


21. THE GLASGOW INTERNATIONAL
EXHIBITION 1901, COMPETITION

INTERNATIONAL EXHIBITION GLASGOW
COMPETITION DESIGN FOR BUILDINGS

1901
...

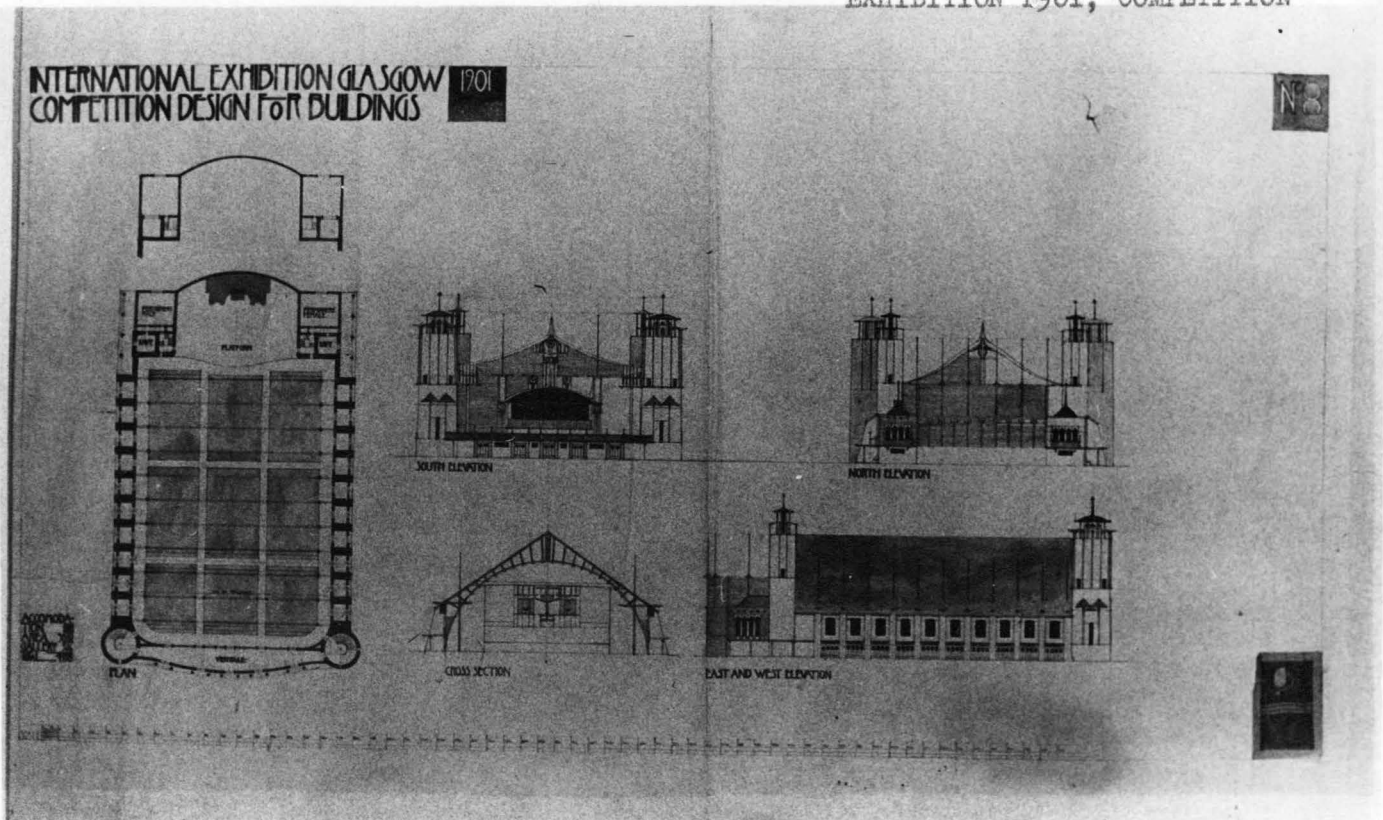
N2



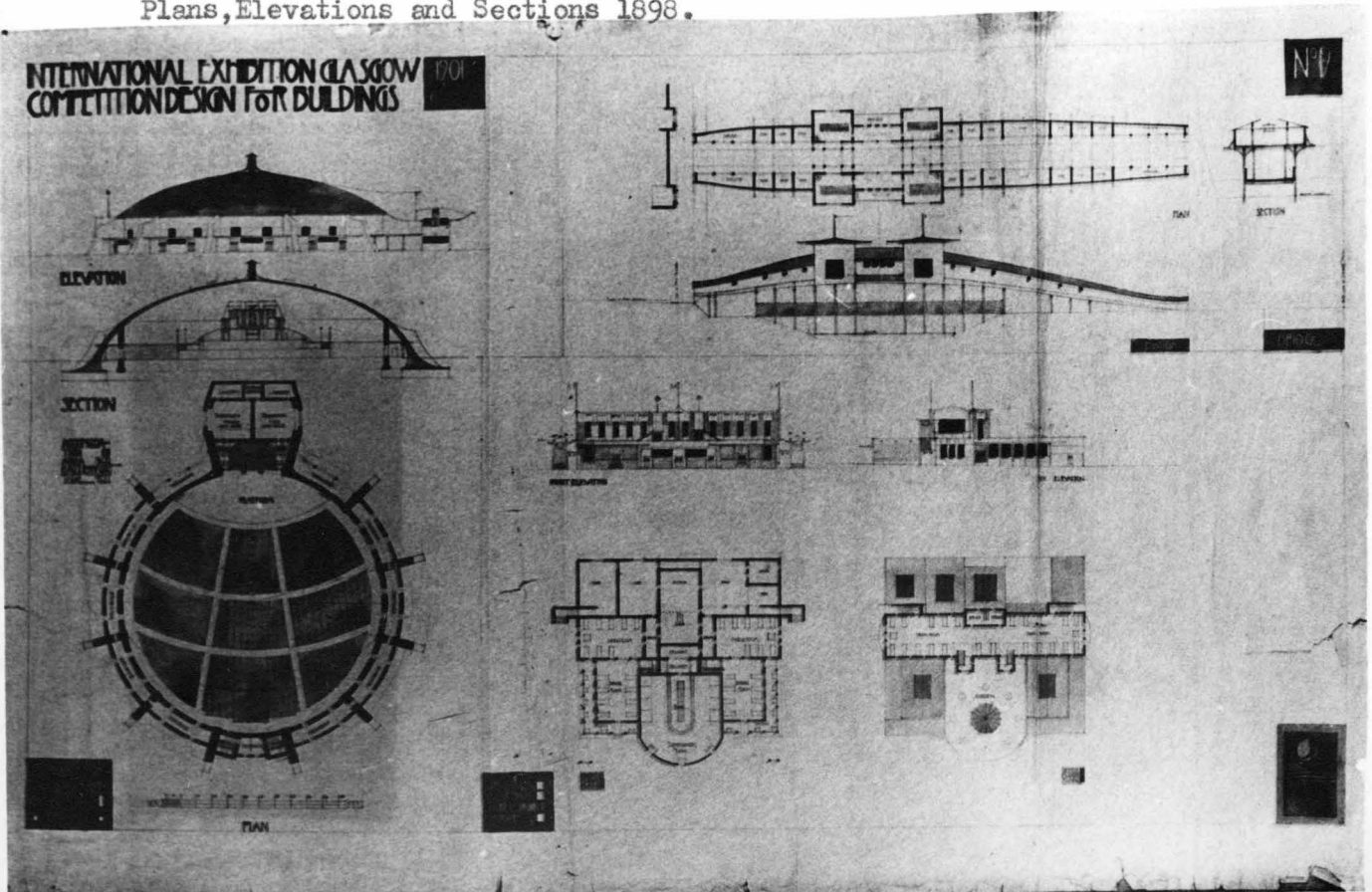
21-D
Industrial Hall No. 2
Sections


1898

21. THE GLASGOW INTERNATIONAL
EXHIBITION 1901, COMPETITION



21-E
Concert Hall
Plan, Elevations and Section 1898.
21-F
Alternative Concert Hall, Bridge,
Dining and Bar Building
Plans, Elevations and Sections 1898.





22-A
Elevation to Buchanan street and
St. Vincent street 1898 .

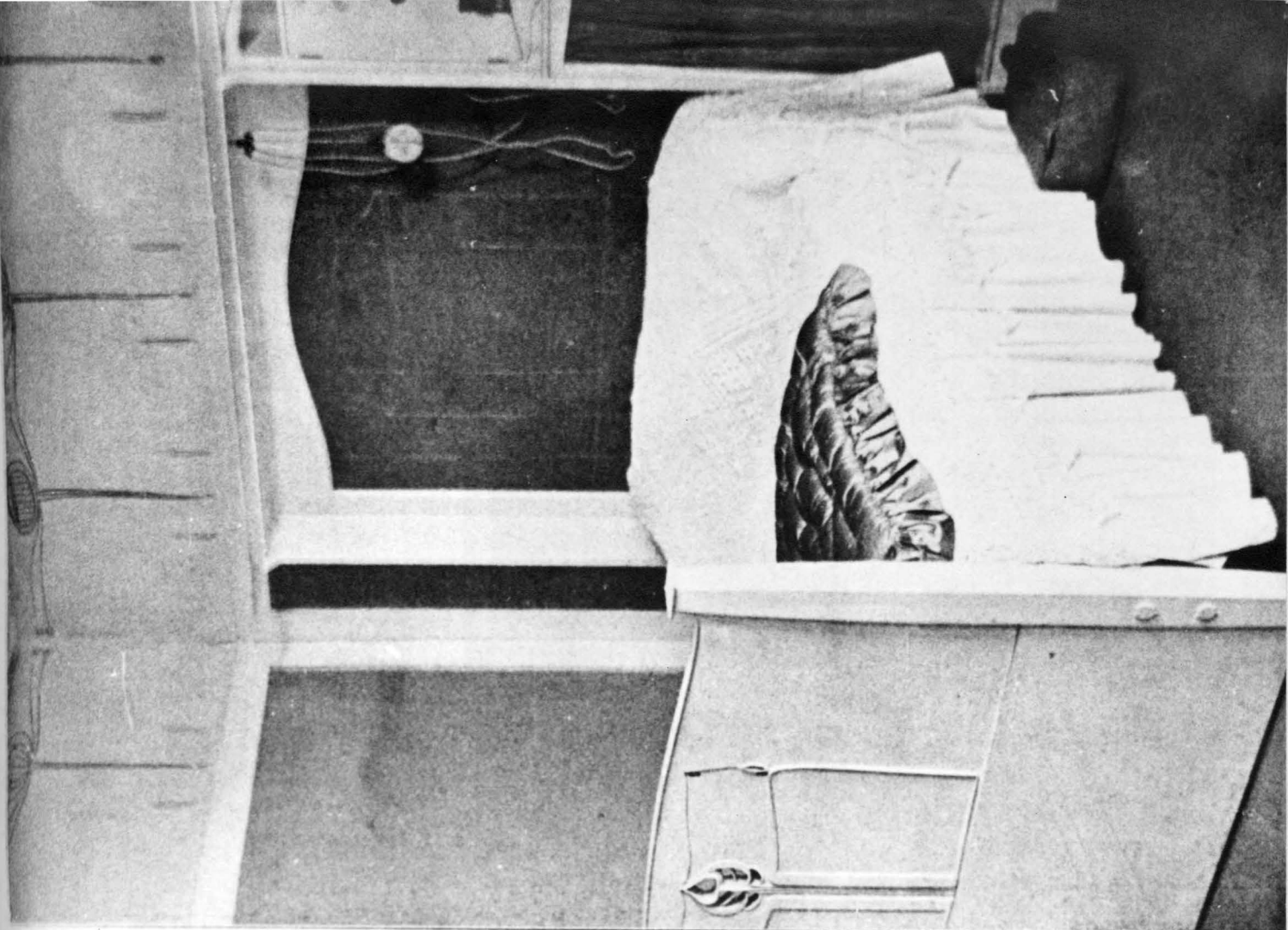



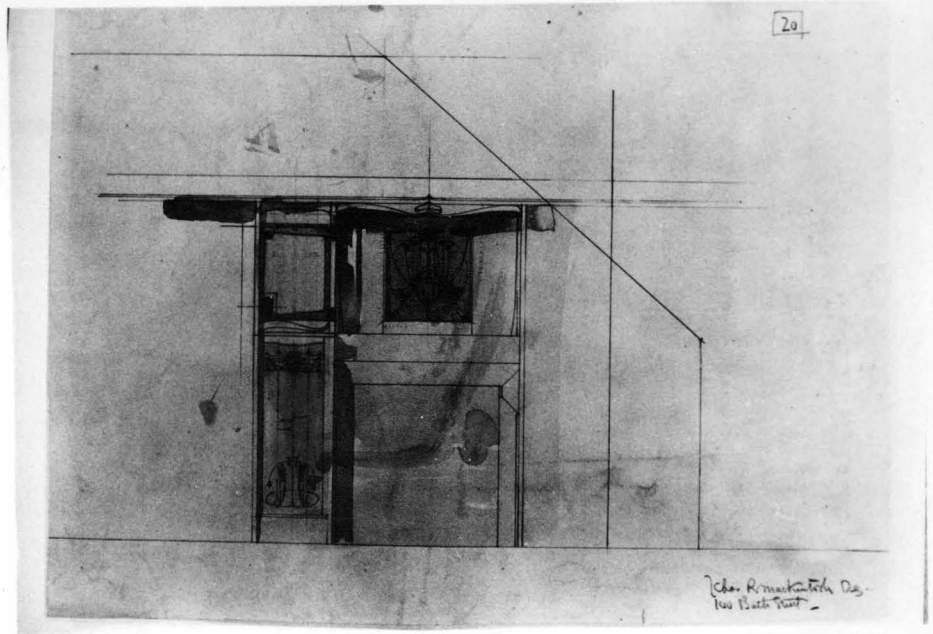
Fig. 1. The object of the investigation. 23-8 6, 1971.




The bedroom at Westdel

Date : c.1898
Place : Westel, 2 Queen's Place Glasgow
Client : J. MacLehose.

23-A
Preliminary sketch
of a fireplace
c.1898.

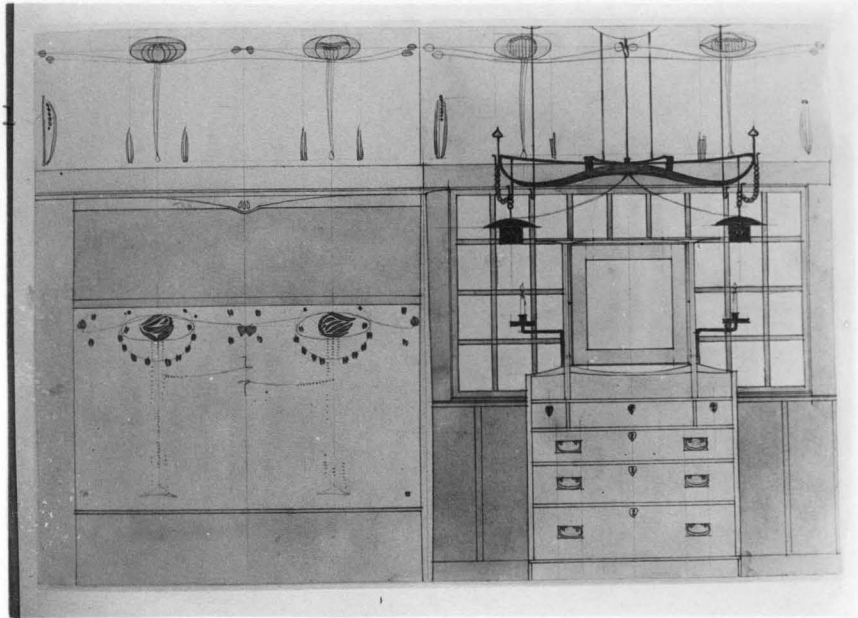


23-B
Preliminary sketch for 23-E c.1898.




23. THE BEDROOM AT WESTDEL


23-C
Elevation of Window wall
c.1898.




23-D
Elevation of
Door wall c.1898.



23-E
Elevation of
Fireplace wall
c.1898.



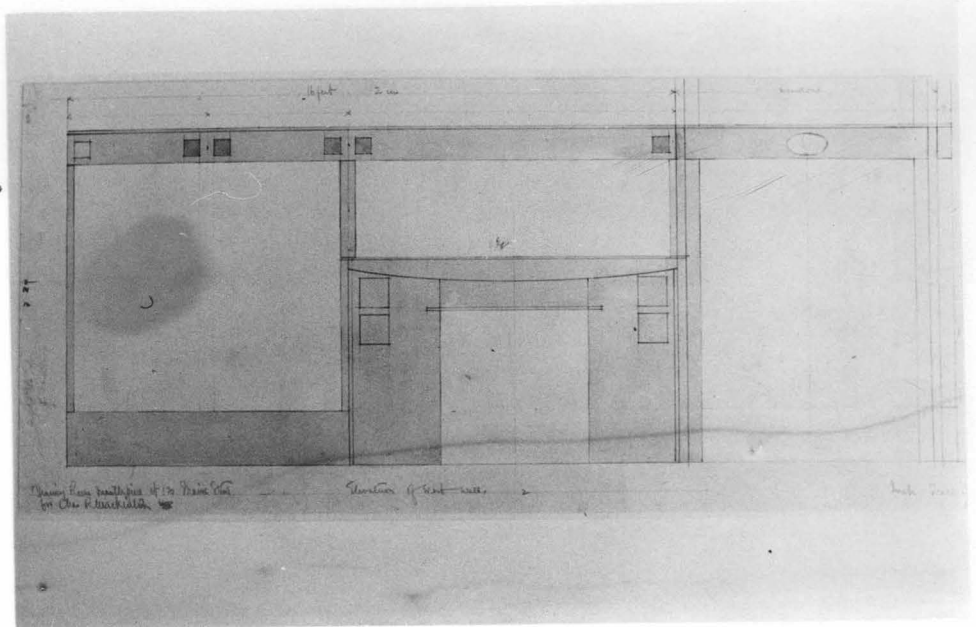


120 Mains Street Flat

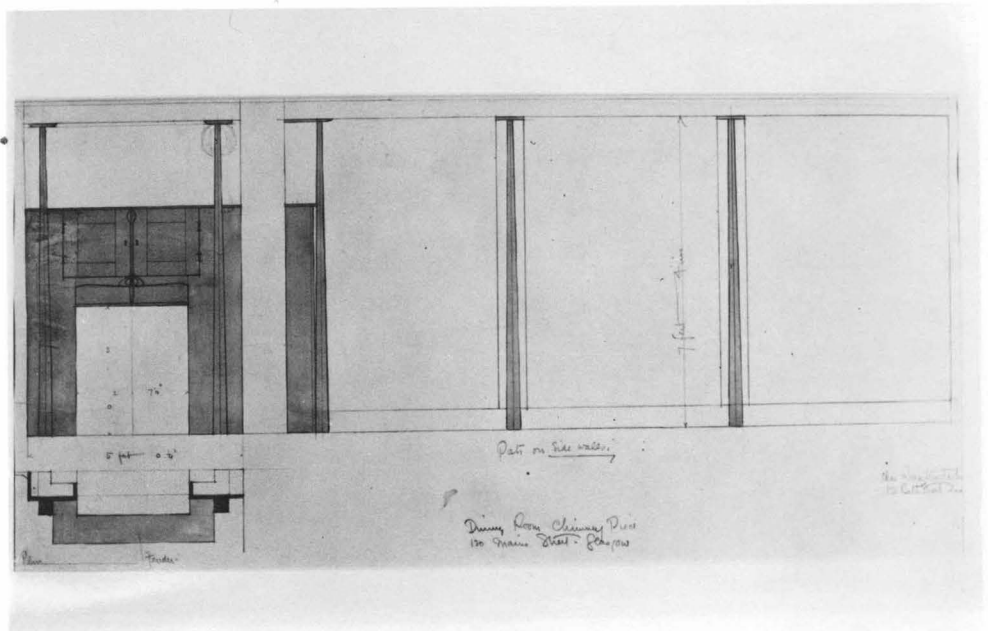
Date : 1900
Place : 120 Mains Street, (now Blythwood Street), Glasow
Client : Charles Rennie Mackintosh

24. 120 MAINS STREET FLAT


24-A
Drawing room
Elevation of
fireplace 1900.



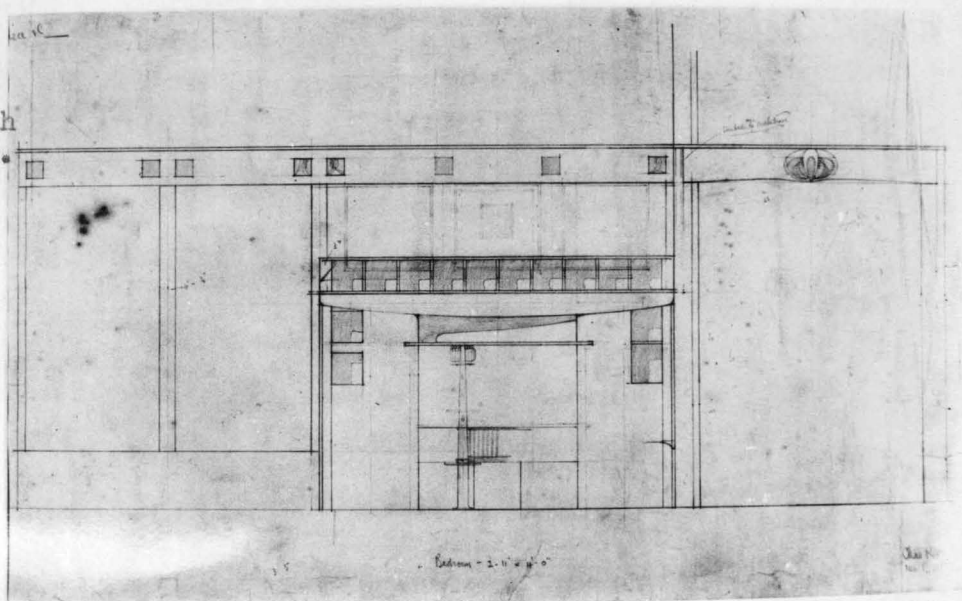
24-B
Dining room
Elevation of
fireplace, 1900.



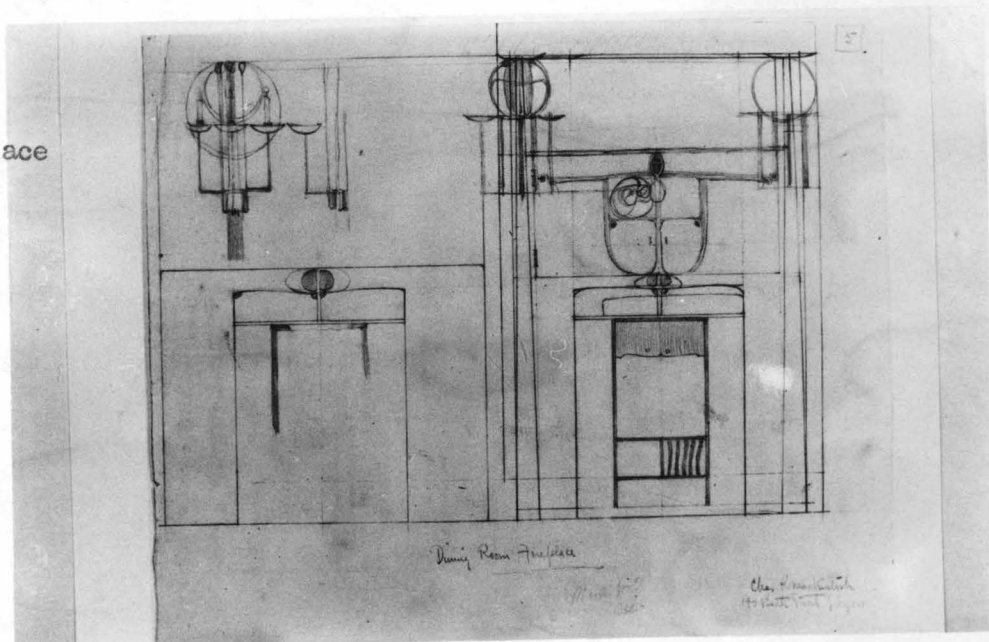
24-C
Bedroom
Elevation with
furniture 1900.




24-D
Drawing room,
Preliminary sketch
of 24-A 1900.

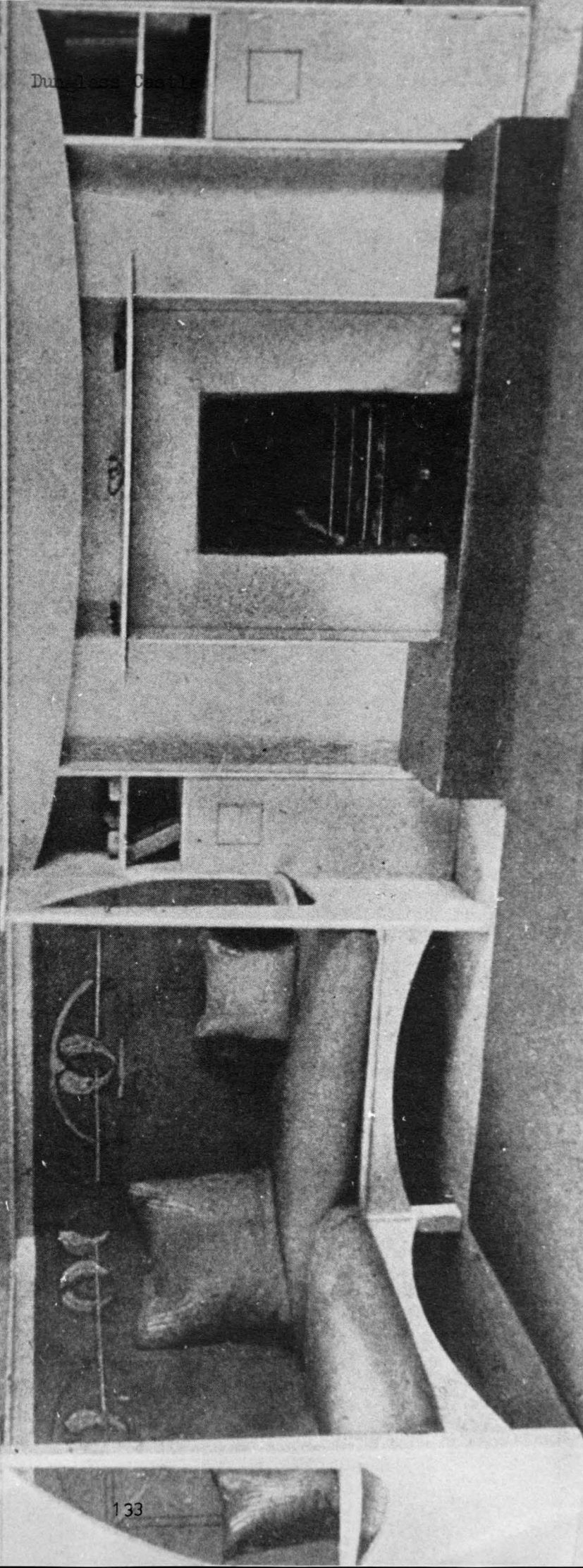

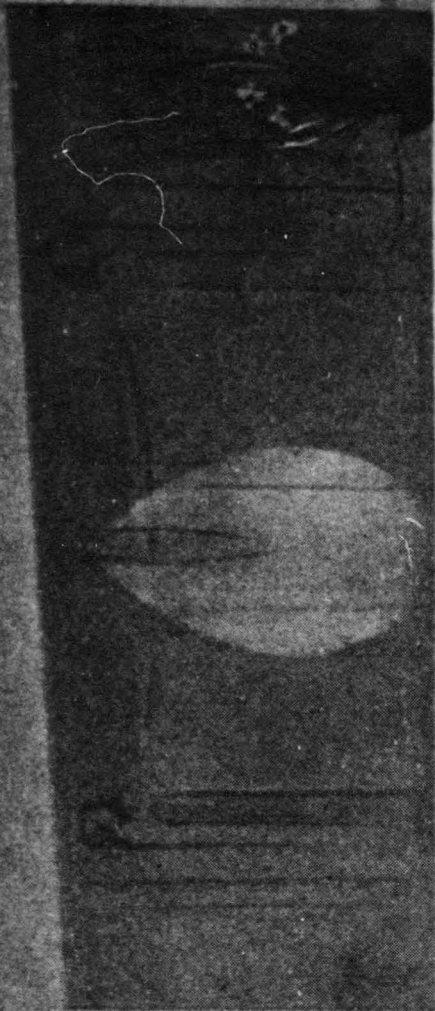


24-E
Dining room,
Preliminary
sketch of fireplace
1900.



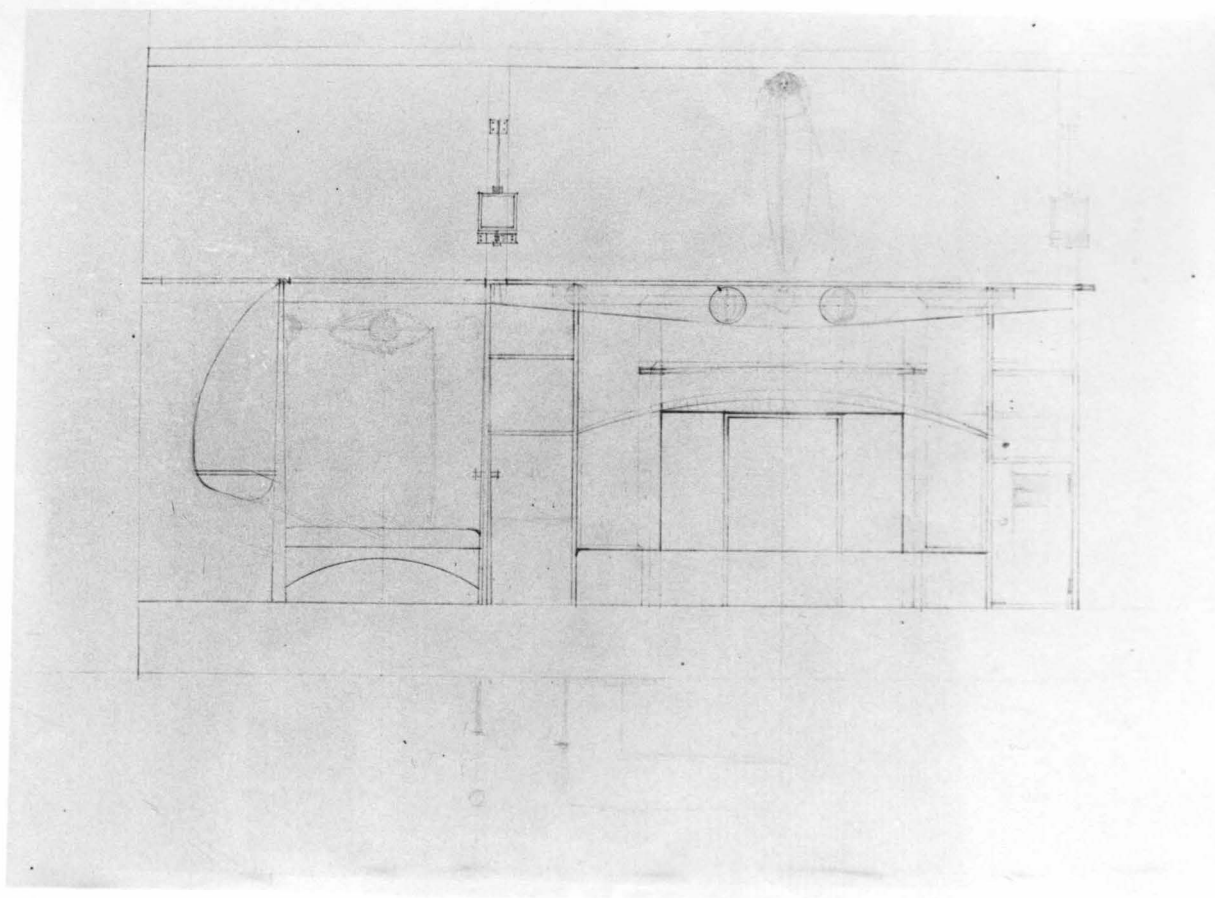
24-F
Preliminary
sketch of Drawing-
room or Dining-
room? c.1900.





Dunglass Castle


Date : 1899 or 1900
Place : Dunglass Castle, Bowling
Client : Charles Macdonald or The Macdonald
Family (Margaret Macdonald)



25-A
Preliminary sketch for fireplace and
settle 1900.


Windyhill

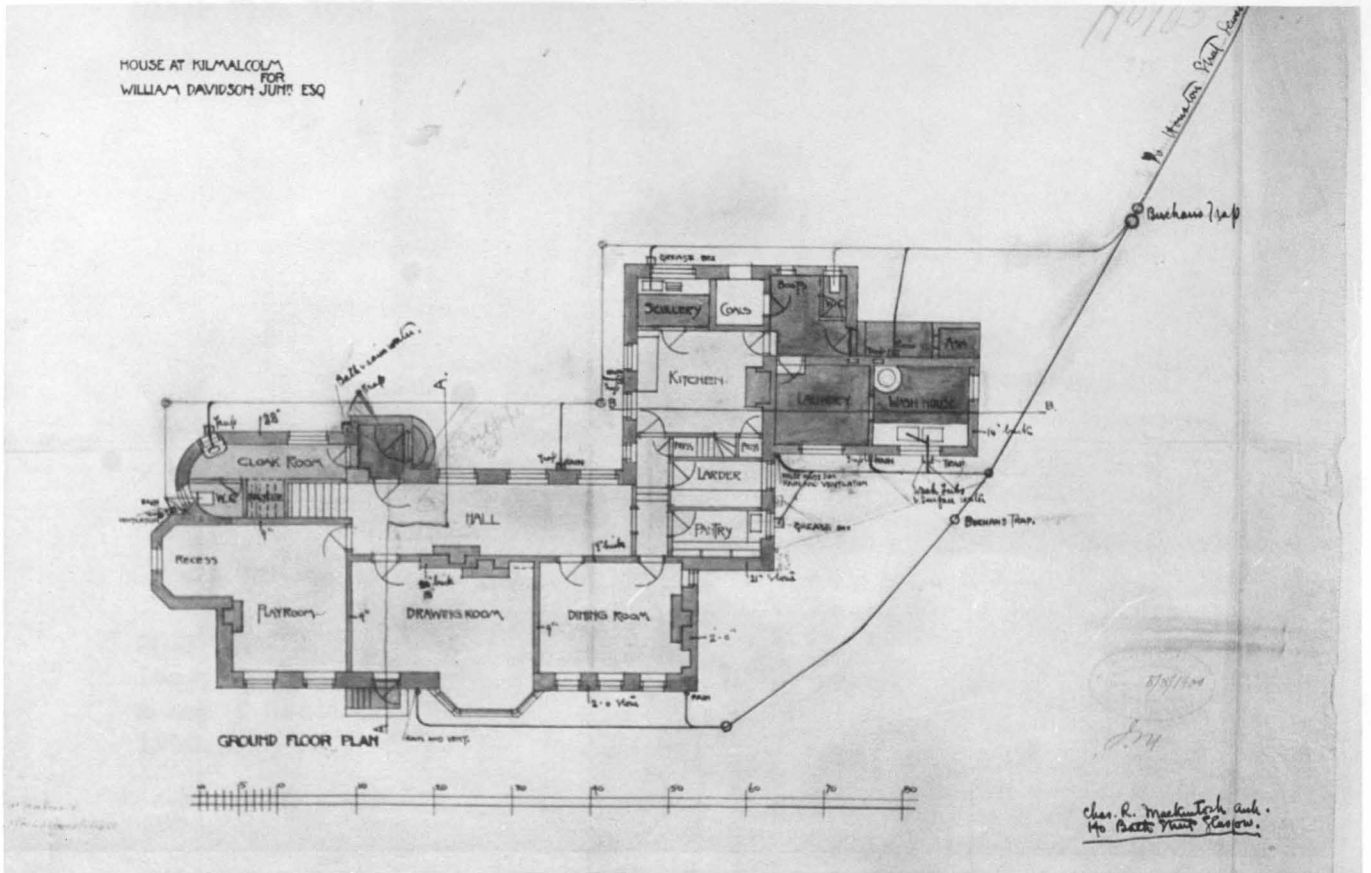
Date : 1900-1902
Place : Houston Street, Kilmacolm, Renfrewshire
Client : William Davidson



26-A
Perspective South-West 1900.

26-B
Perspective North-East 1900.



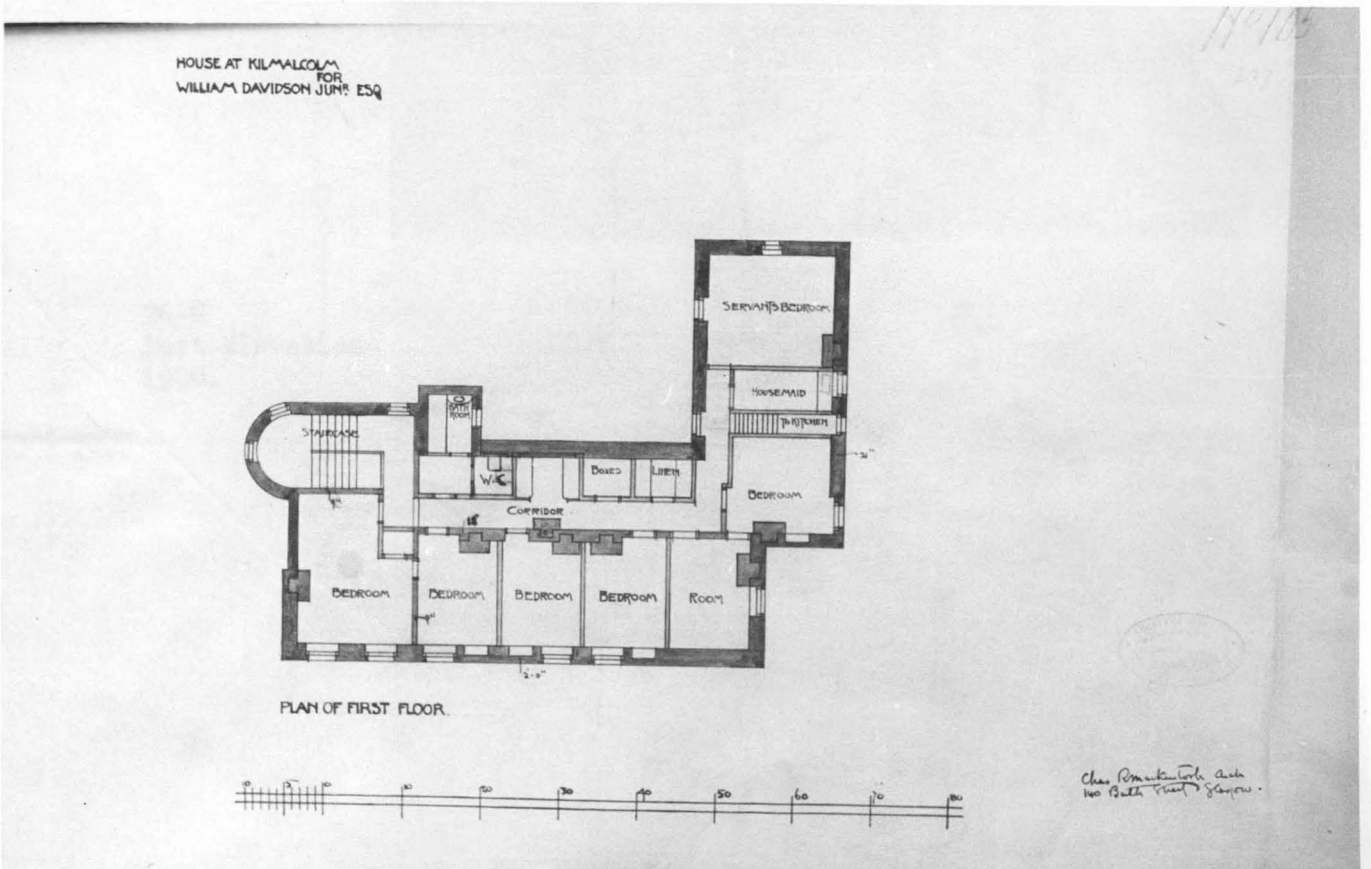


26-C
Plan of Ground floor

1900.

26-D
Plan of First floor

1900.



PLAN OF SECTION 14, T14N, R14E, S14E
FIELD NO. 14, T14N, R14E, S14E

W. A.C. WALKER

JAMES C. WALKER

W. A.C. WALKER

0 100 FEET

11/14/1914

11/14/1914

HOUSE AT RUM/ALLEGANY
FOR
WILLIAM DAVIDSON JUNE 1890

The image contains three architectural sections of a house:

- LONG SECTION:** A vertical cross-section showing the interior of a two-story house. It features a central staircase, a large fireplace on the right, and a smaller fireplace on the left. The roof is gabled. Dimensions are noted: 12' 0" for the main floor width, 12' 0" for the upper floor width, and 12' 0" for the total height. The text "LONG SECTION" is written below the drawing.
- SECTION A:** A vertical cross-section showing the exterior of the house. It features a gabled roof, a chimney on the right, and a small porch on the left. Dimensions are noted: 12' 0" for the main floor width, 12' 0" for the upper floor width, and 12' 0" for the total height. The text "SECTION A" is written below the drawing.
- SECTION B:** A vertical cross-section showing the exterior of the house. It features a gabled roof, a chimney on the right, and a small porch on the left. Dimensions are noted: 12' 0" for the main floor width, 12' 0" for the upper floor width, and 12' 0" for the total height. The text "SECTION B" is written below the drawing.

A scale bar is located at the bottom of the page, with markings for 0, 10, 20, 30, 40, 50, 60, 70, 80, 90, and 100 feet. The signature "Chas. B. Davidson" is written in the bottom right corner.

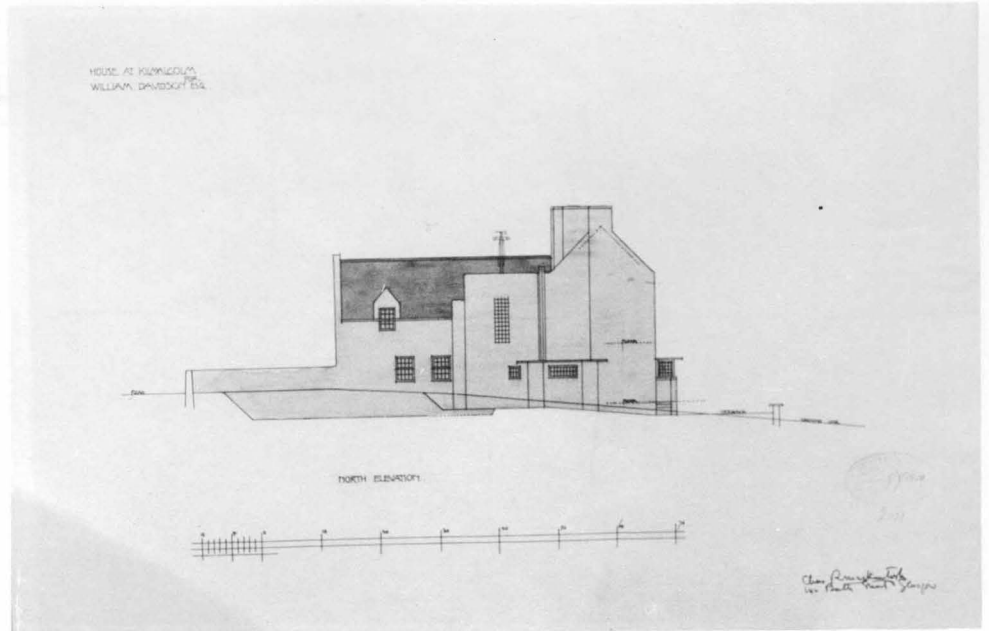
HOUSE AT KILMARNOCK,
THE
WILLIAM DAVIDSON ESQ.

EAST ELEVATION.

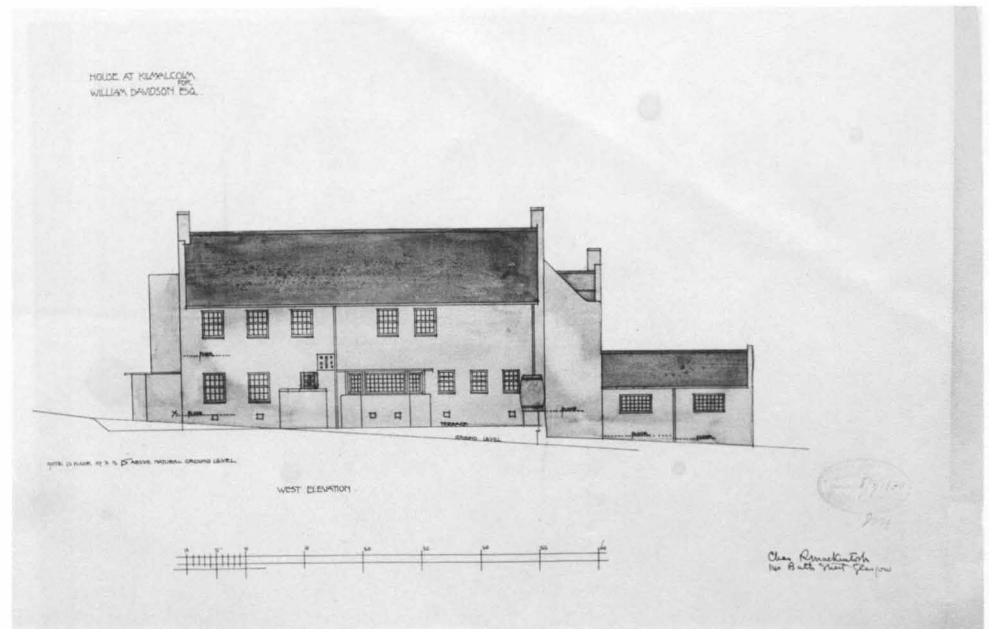
Geo. R. Mackintosh
The Bath and Glasgow

26. WINDYHILL

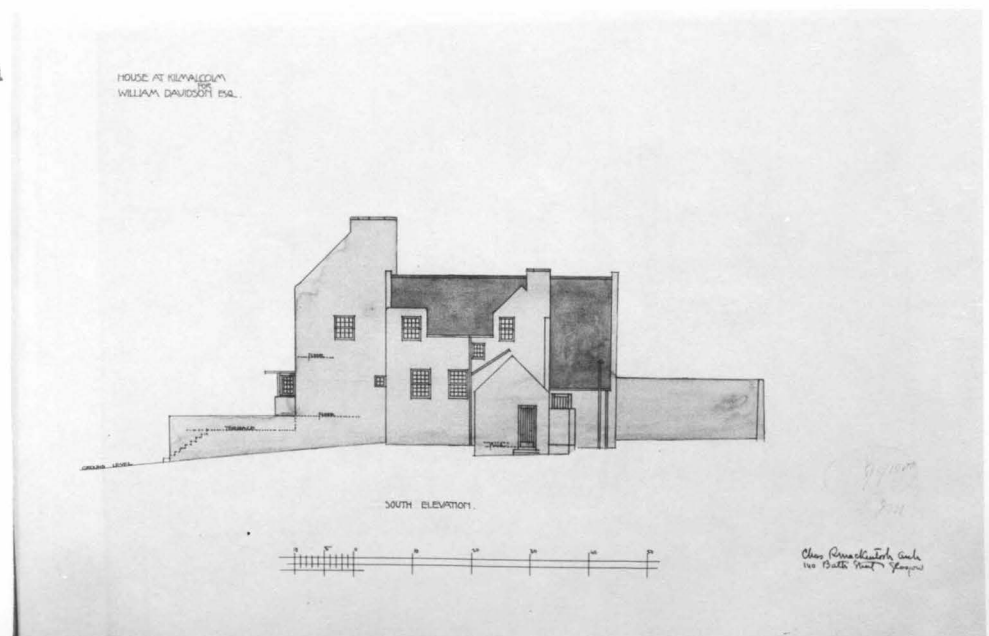
26-H
North Elevation
1900.



26-I
West Elevation
1900.

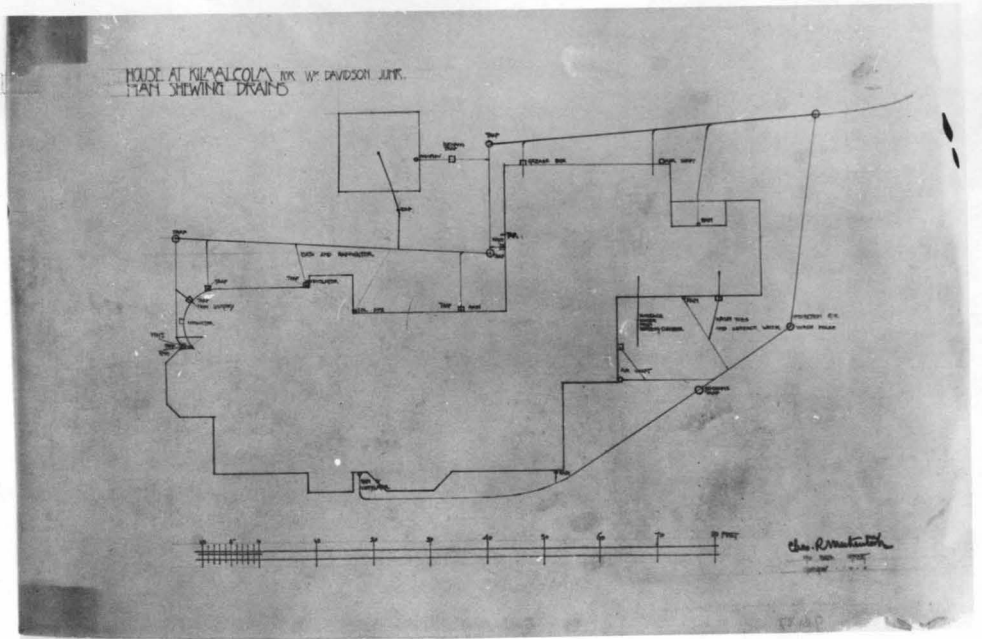


26-J
South Elevation
1900.

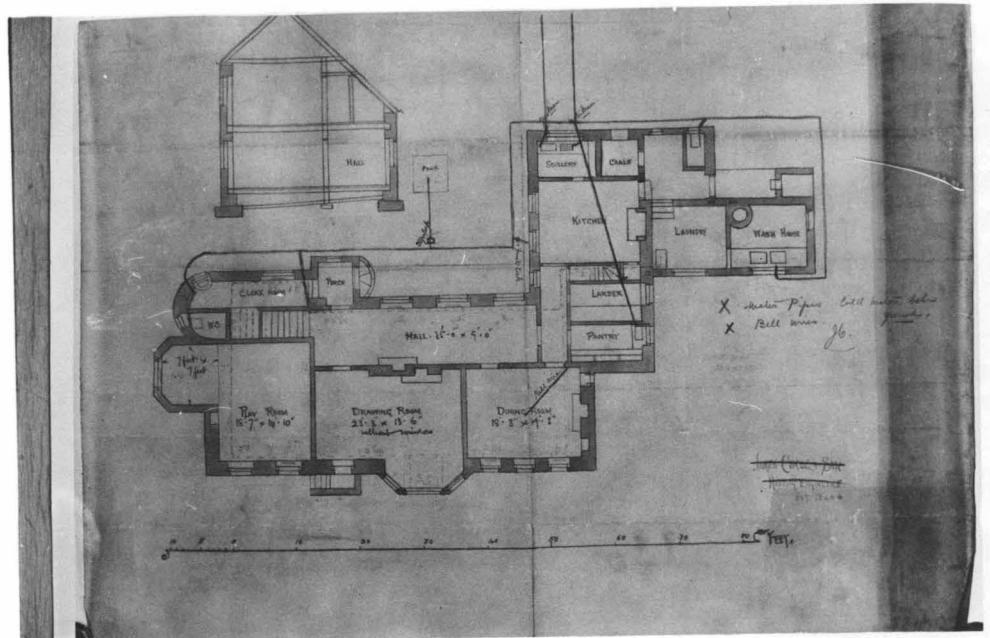


26. WINDYHILL

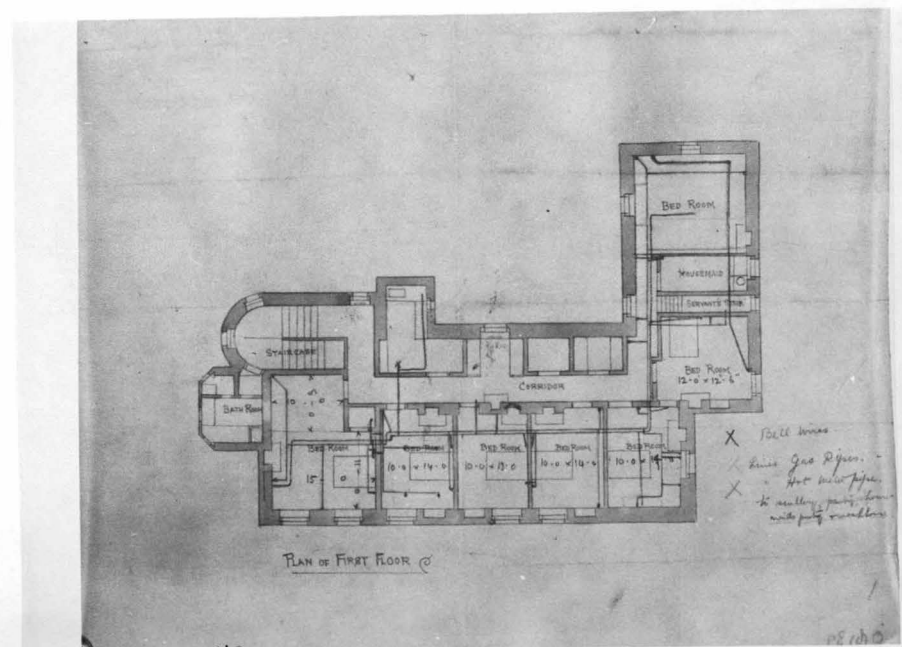
26-K
Plan showing
drains 1900.




26-L
Ground floor,
Heating runs
Etc.




26-M
First floor,
Heating runs
Etc.





Ingram Street Tea Rooms

Date : 1900-11
Place : 205 Ingram Street, Glasgow
Client : Catherine Cranston



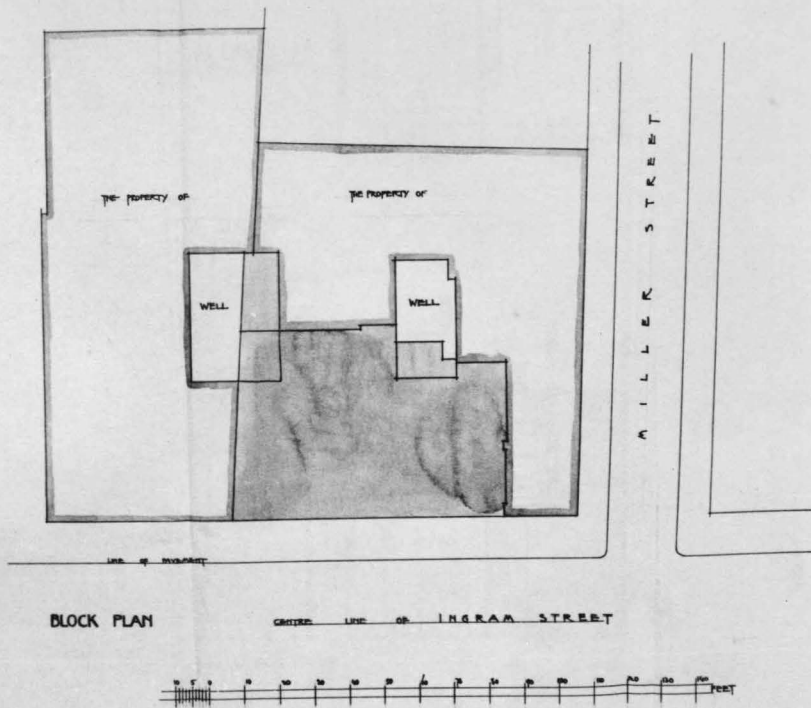
27-A
White Dining Room,
preliminary design for a window with
a seat ?
1900.

27. INGRAM STREET TEA-ROOMS

209 81 MISS CRANSTON'S
INGRAM STREET.

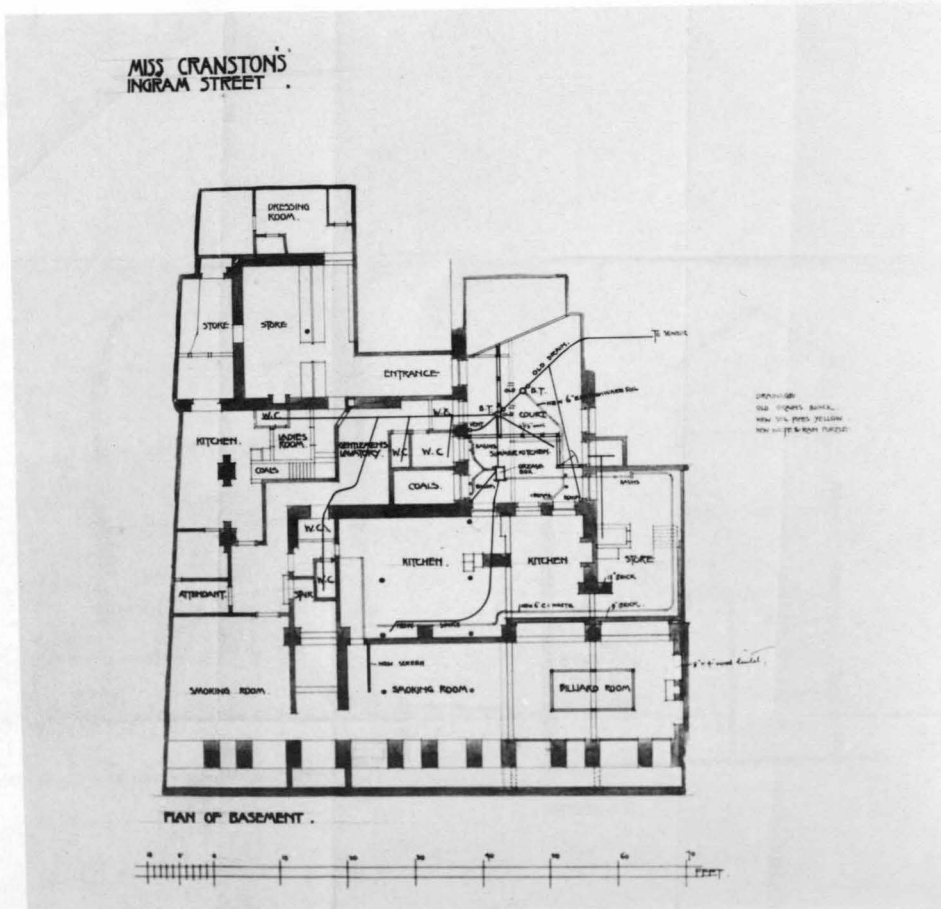
Glasgow's Agent for the
underwriting company has
replied to in 1896
of this date in relation
at the instance of Mrs
Catherine Cochran.

Edw. Macgregor



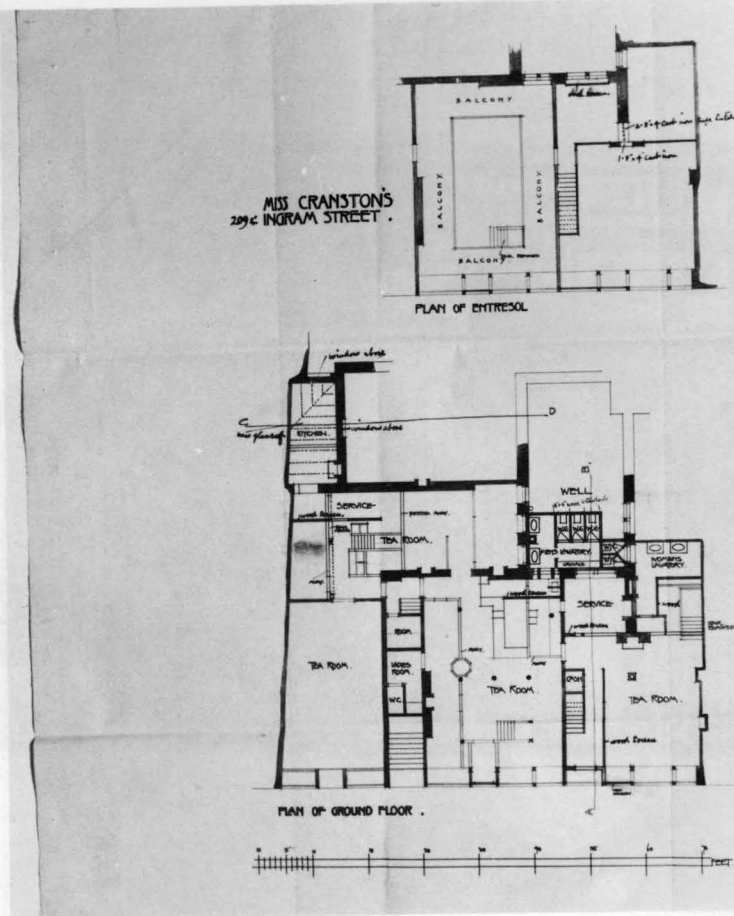
27-B
Block Plan 1900.

27-C
Plan of Basement
1900.

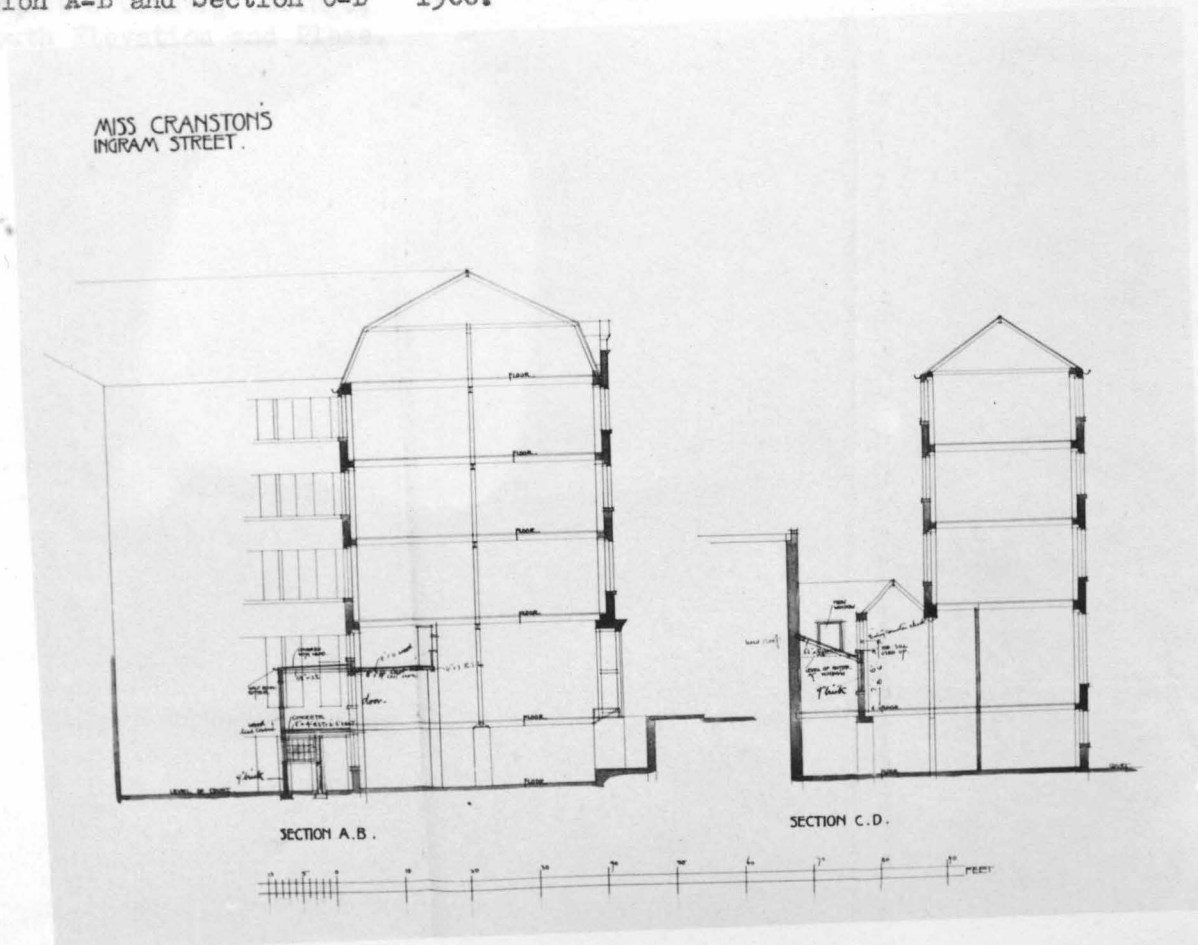


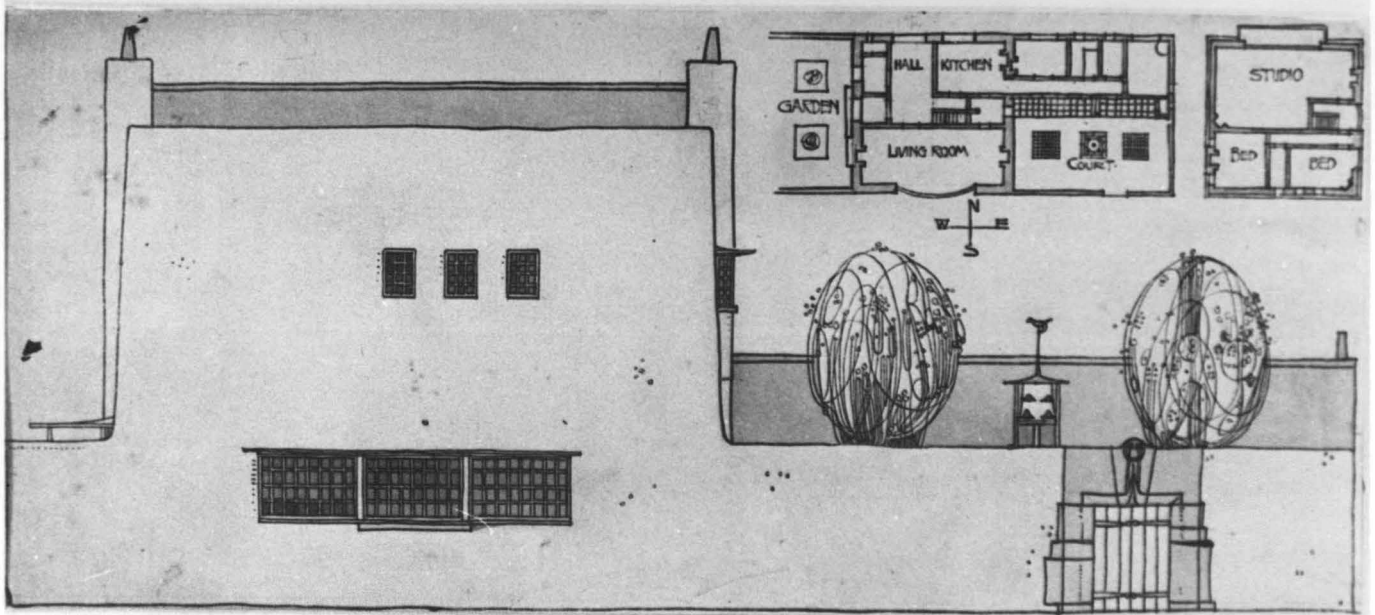
27. INGRAM STREET TEA-ROOMS

27-D
Plan of Ground floor
and Entresol 1900.



27-E
Section A-B and Section C-D 1900.

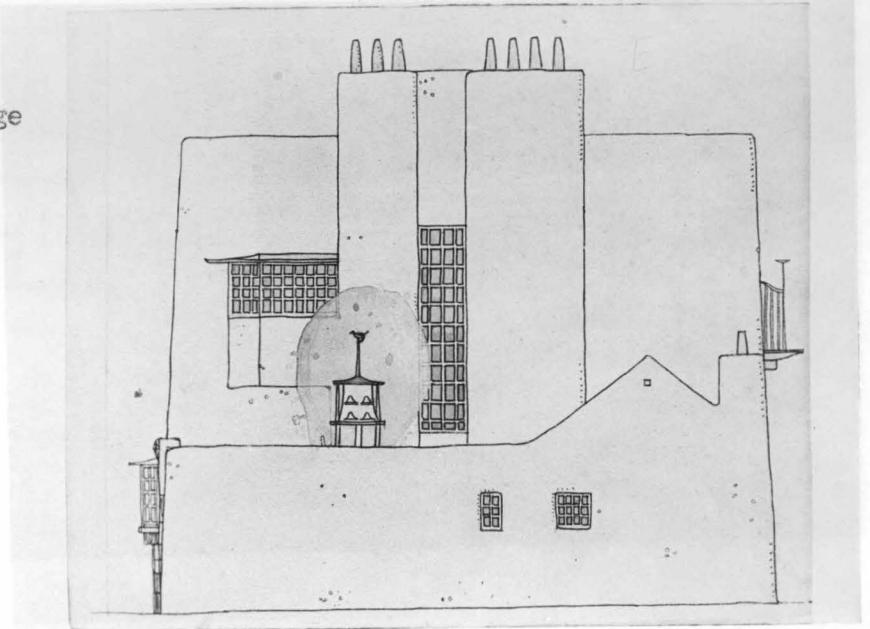




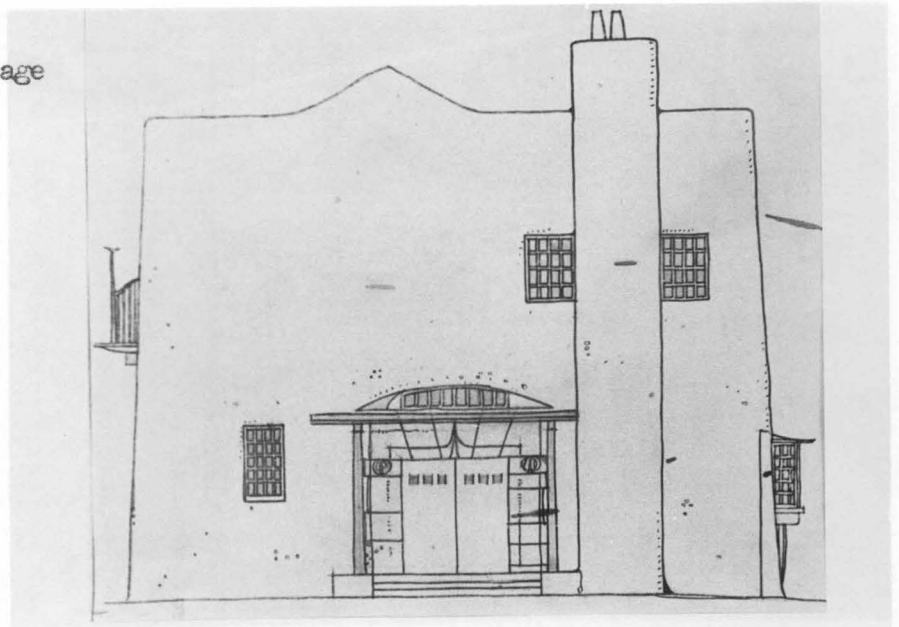
28-A
Artist's Country Cottage,
South Elevation and Plans.

28. ARTIST'S COUNTRY COTTAGE AND
ARTIST'S TOWN HOUSE

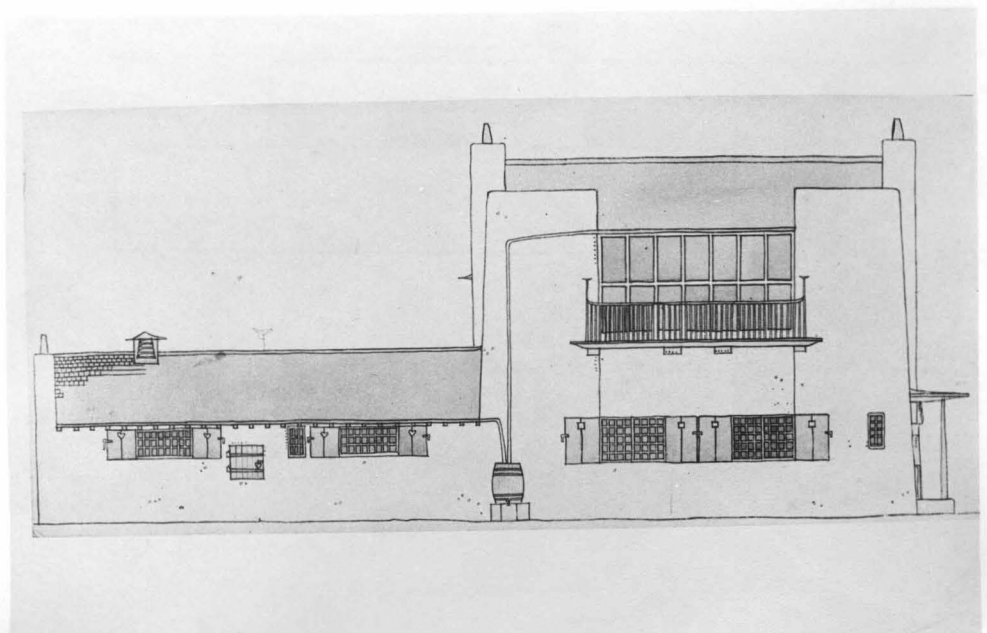
28-B
Artist's Country Cottage
East Elevation



28-C
Artist's Country Cottage
West Elevation

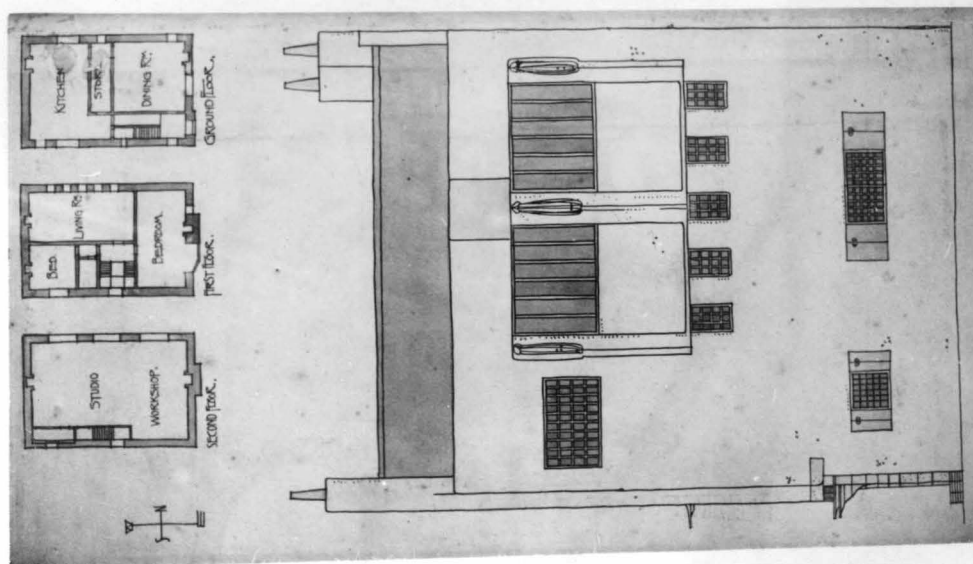


28-D
Artist's Country
Cottage
North Elevation

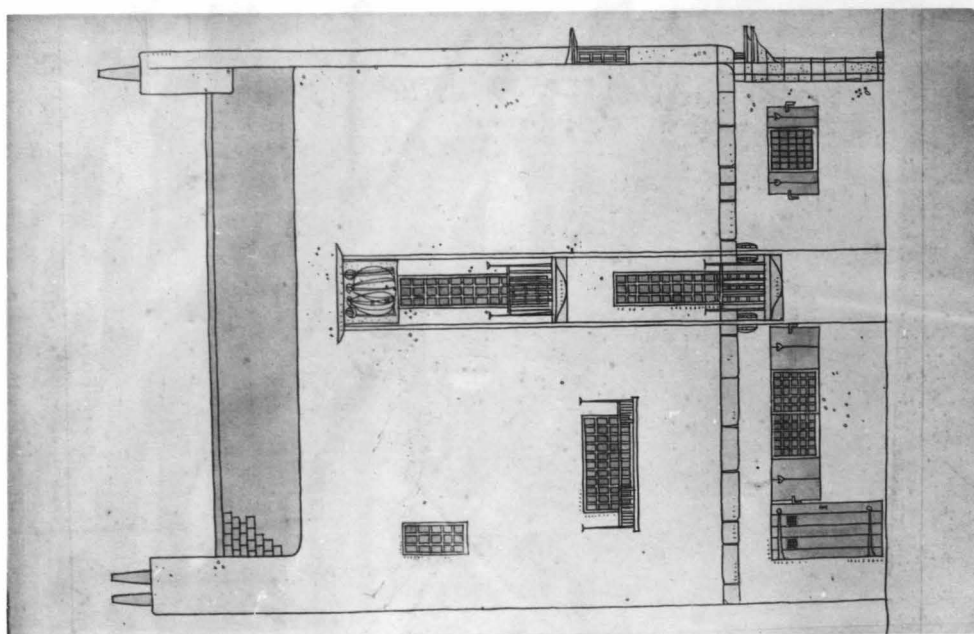


28. ARTIST'S COUNTRY COTTAGE AND
ARTIST'S TOWN HOUSE

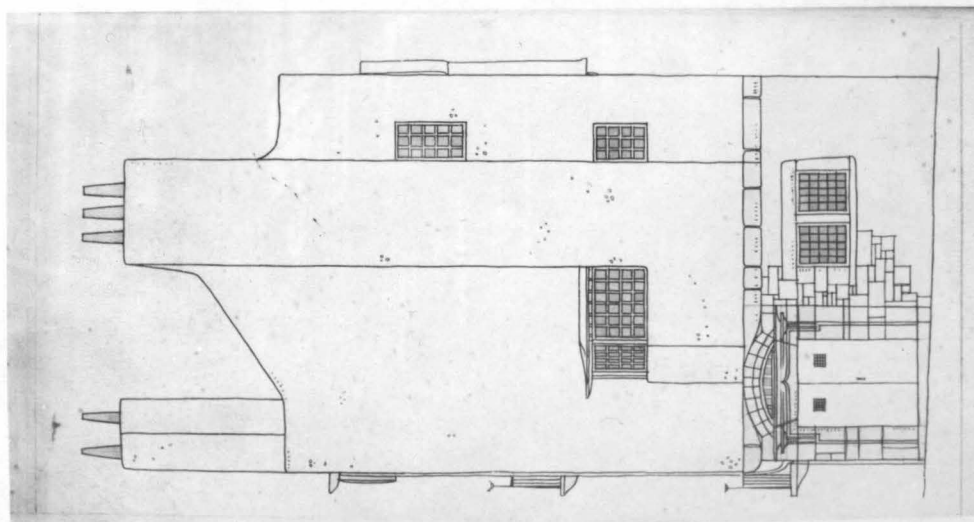
28-E
Artist's Town
House,
North Elevation
and Plans.



28-F
Artist's Town
House,
East Elevation



28-G
Artist's Town
House,
South Elevation.



The Daily Record Building




The Daily Record Building

Dean of Guild
Date of decree 17th May 1900
Completed 8th March 1906

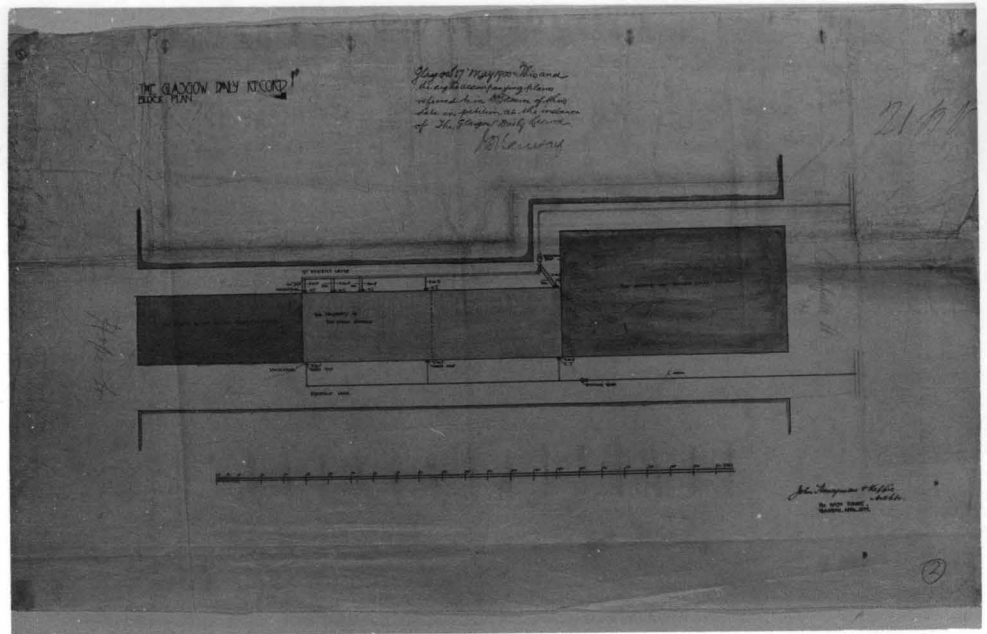
Date : 1900-06
Place : 20-28 Renfield Lane, Glasgow
Client : The Daily Record's Newspaper

29-A
Coloured Perspective from Lane
1900.

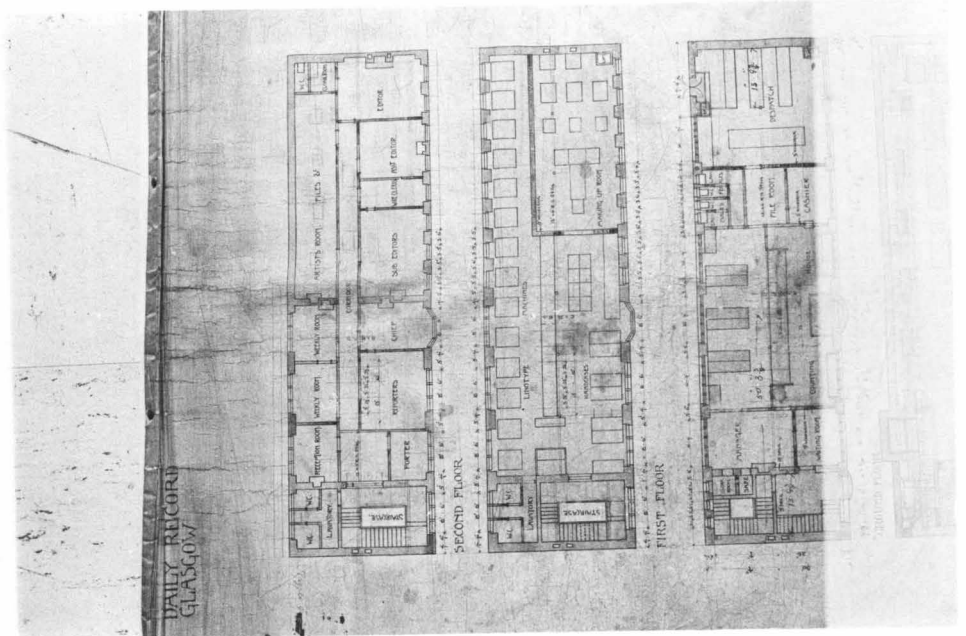


29. THE DAILY RECORD BUILDING

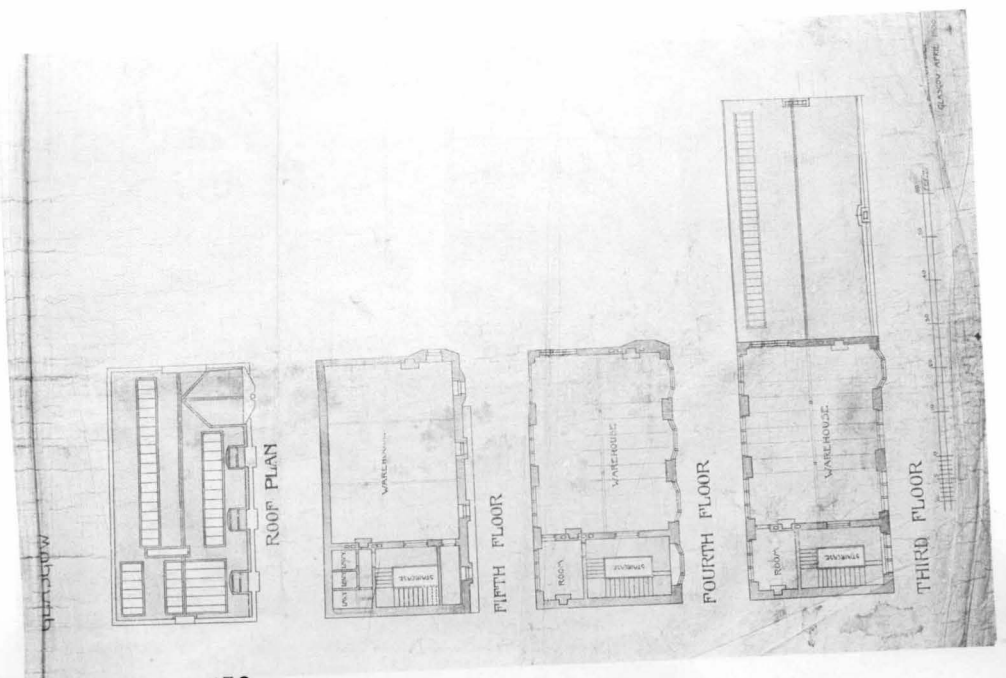
29-B
Block Plan
April 1899.



29-C
Plan of Ground,
First and Second
floor April 1900.

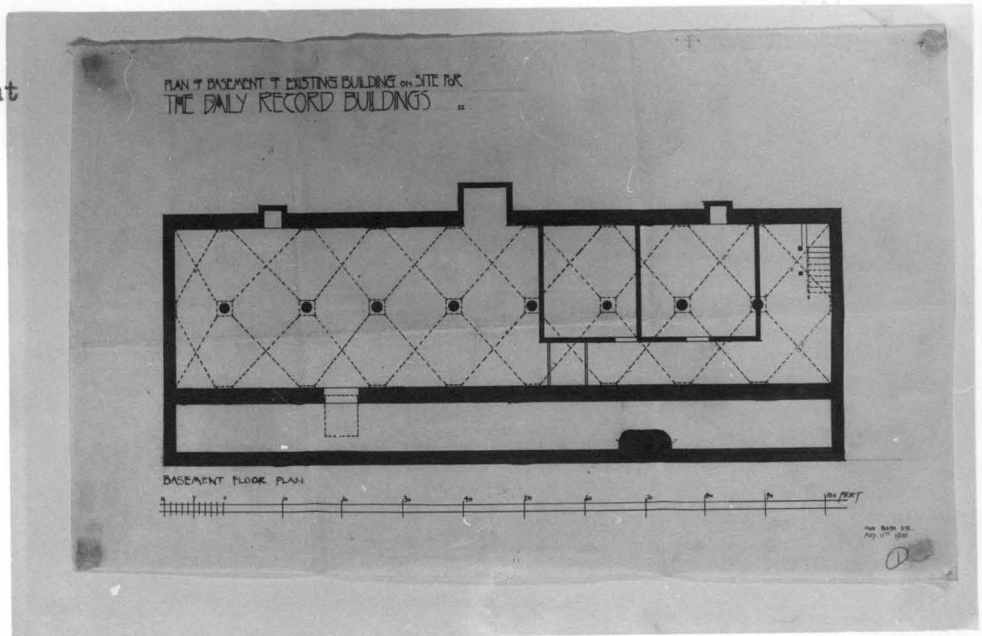


29-D
Plan of Third,
Fourth, Fifth
floor and Roof
April 1900.




29. THE DAILY RECORD BUILDING


29-E
Plan of Basement
May 1900.



29-F
South and East
Elevation
April 1900.

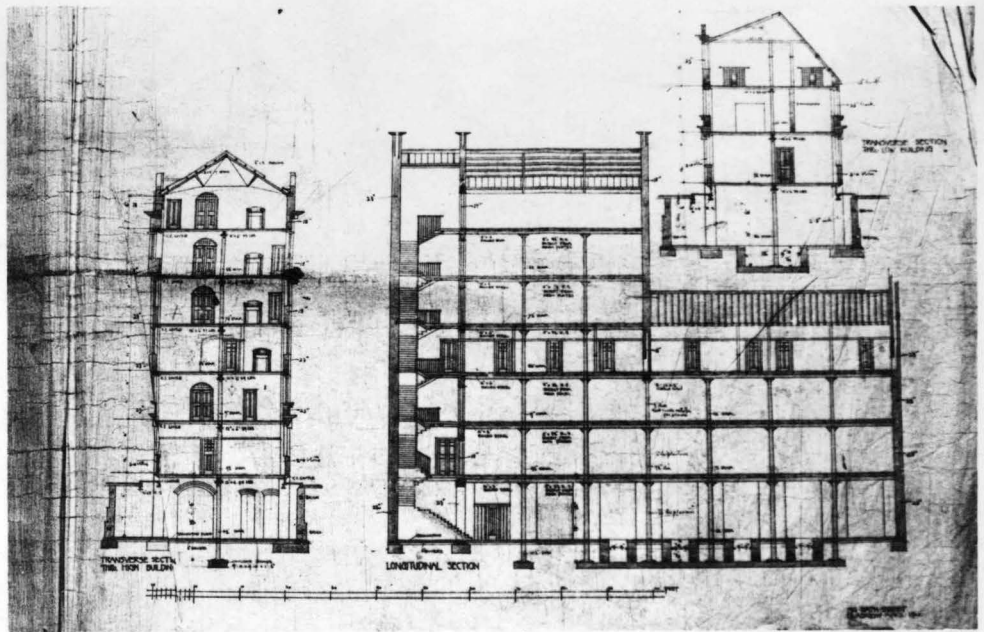


29-G
Elevation to
St. Vincent Lane
April 1900.

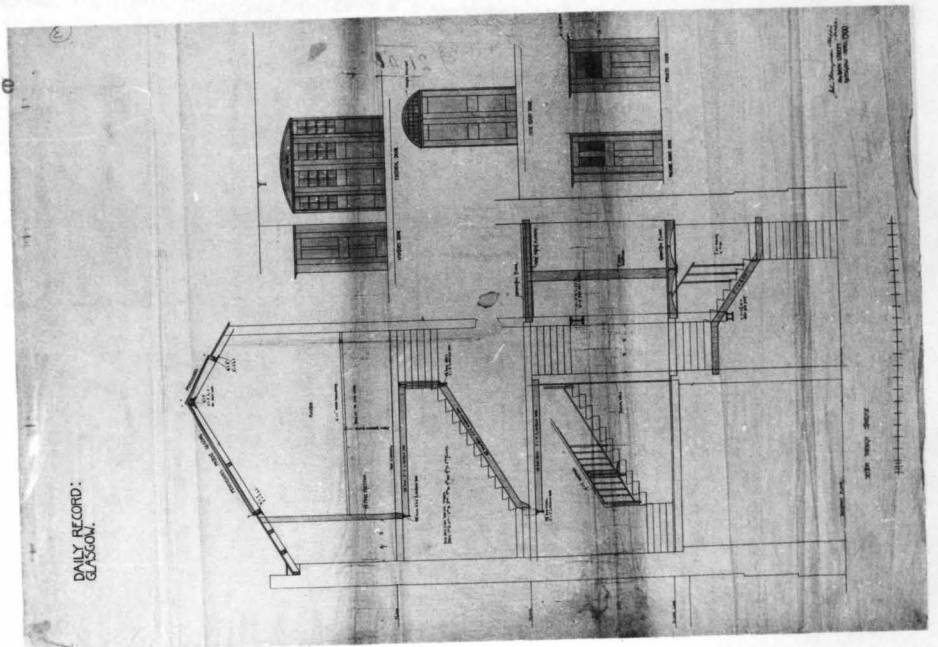


29. THE DAILY RECORD BUILDING


29-H
Cross and Long.
Sections
April 1900




29-I
Detail Section of Staircase
and Door elevations
April 1900



29-J
Detail of Iran work,
Cross and Long.
Sections
April 1900





30-A
Preliminary design for the Art-
Lover's House ?
Two Elevations 1900-1901.

MEISTER DER INNEN : KUNST

2

18 CARTONS ARCHITEKTUREN
FARBIGE · INNEN · RÄUME MIT TEXT

EINEN HERRSCHAFTL. LANDSITZ
IN ALLEN TEILEN DARSTELLEND

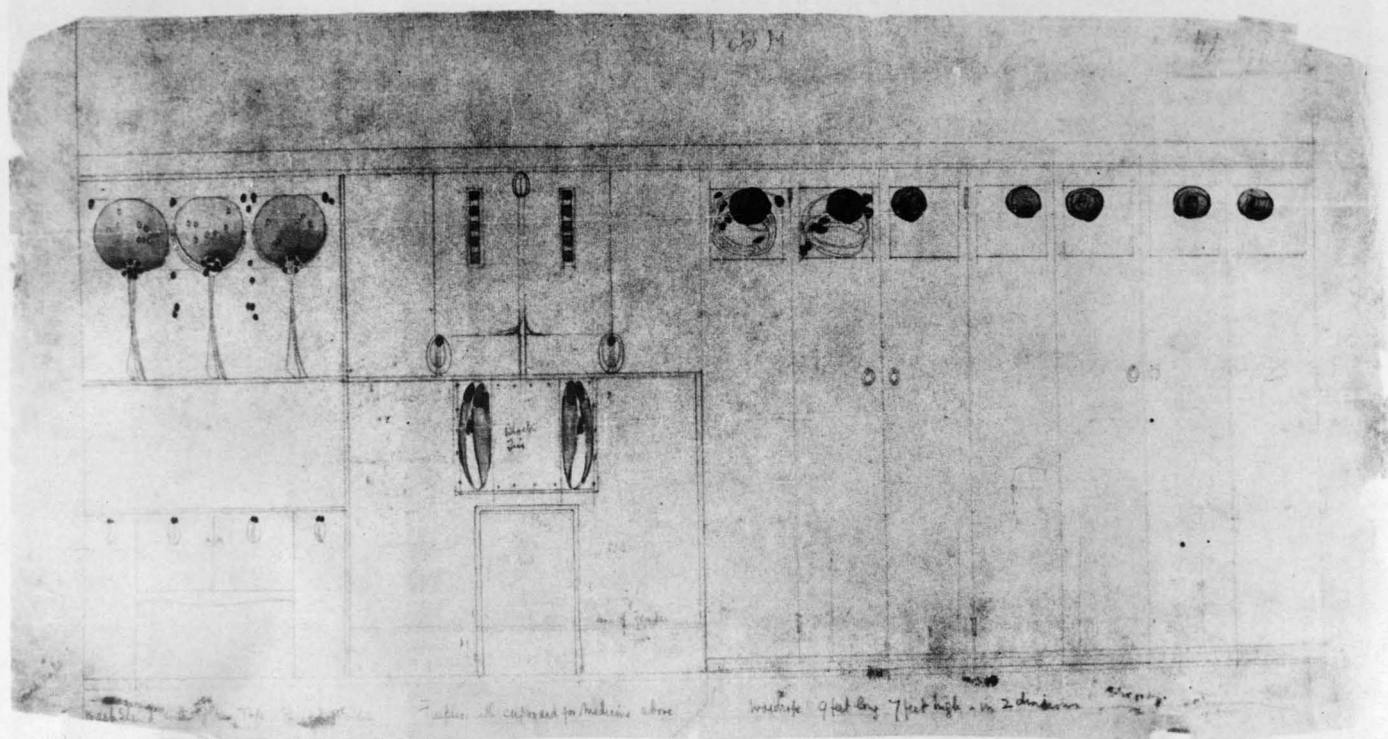
CHARLES RENNIE MACKINTOSH

GLASGOW

HAUS EINES KUNSTFREUNDES

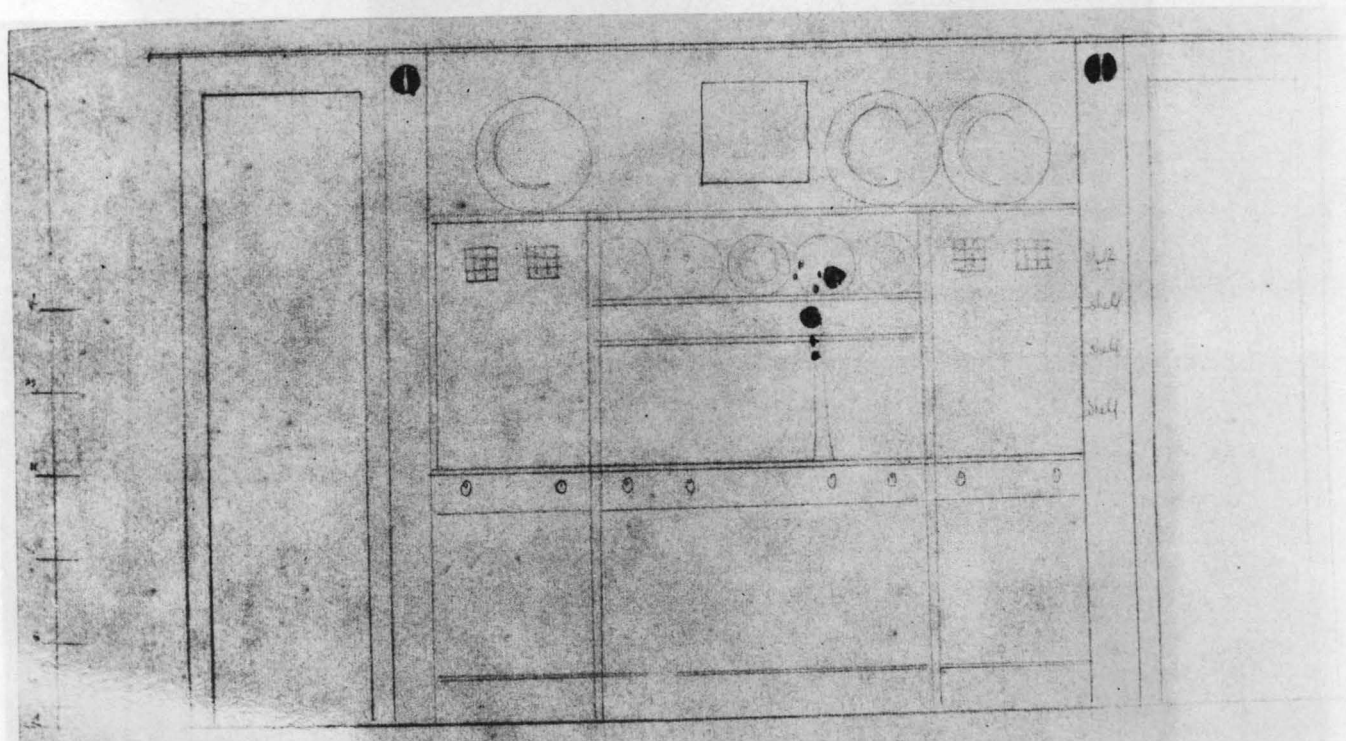
VERLAG ALEX. KOCH

DARMSTADT




31-A
Preliminary drawing for a bedroom,
Fireplace wall 1901.

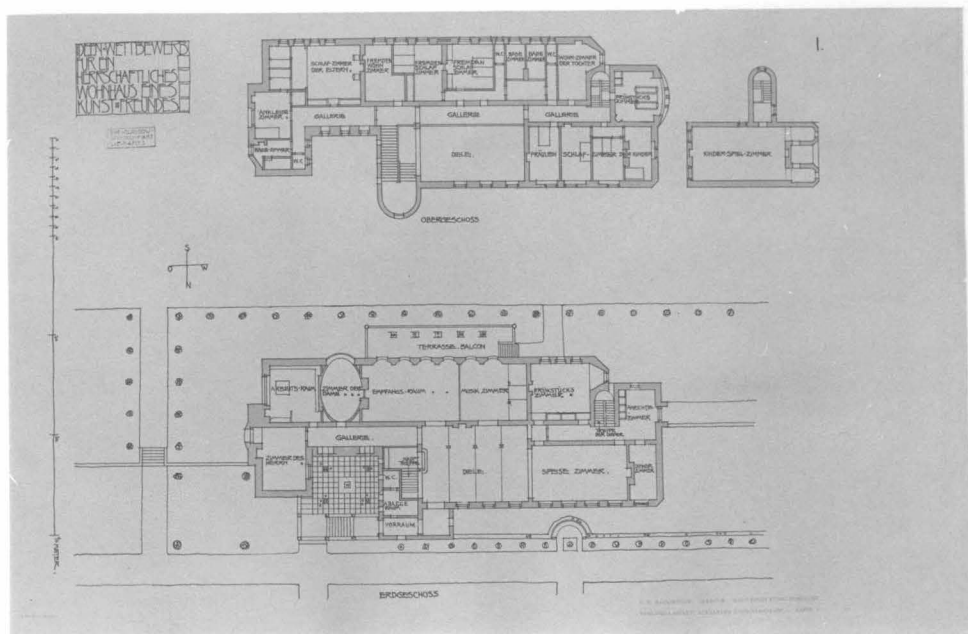
31-B
Preliminary drawing for a cupboard
Dining room 1901.



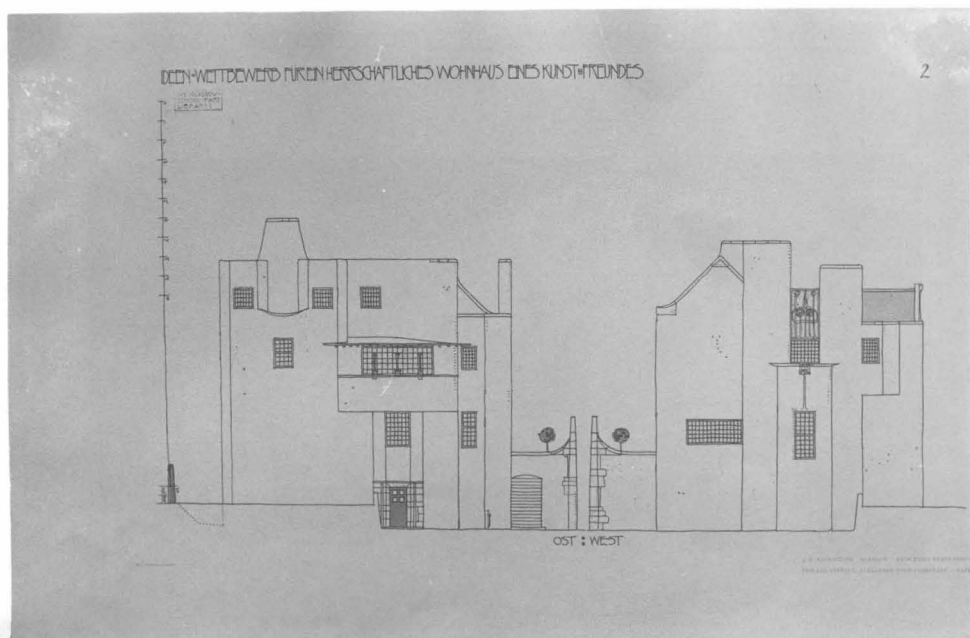
31-C
Title Page
1901.



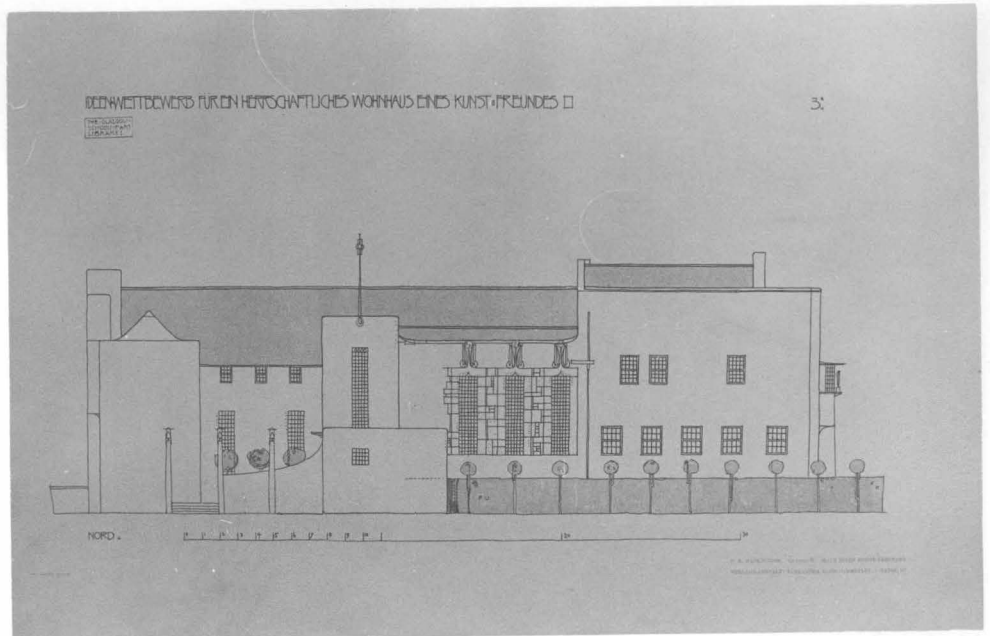
31-D
Plan of Ground
and First floor
1901.




31-E
West and East
Elevations
1901.




31-F
North Elevation
1901.



31-G
South Elevation
1901.




31-H
Perspective,
North-West
1901.




31. HAUS EINES KUNSTFREUNDES


31-I
Perspective,
South-East
1901.




31-J
Perspective,
Reception and
Music-room
1901.




31-K
Reception and
Music-room,
Window wall
1901.



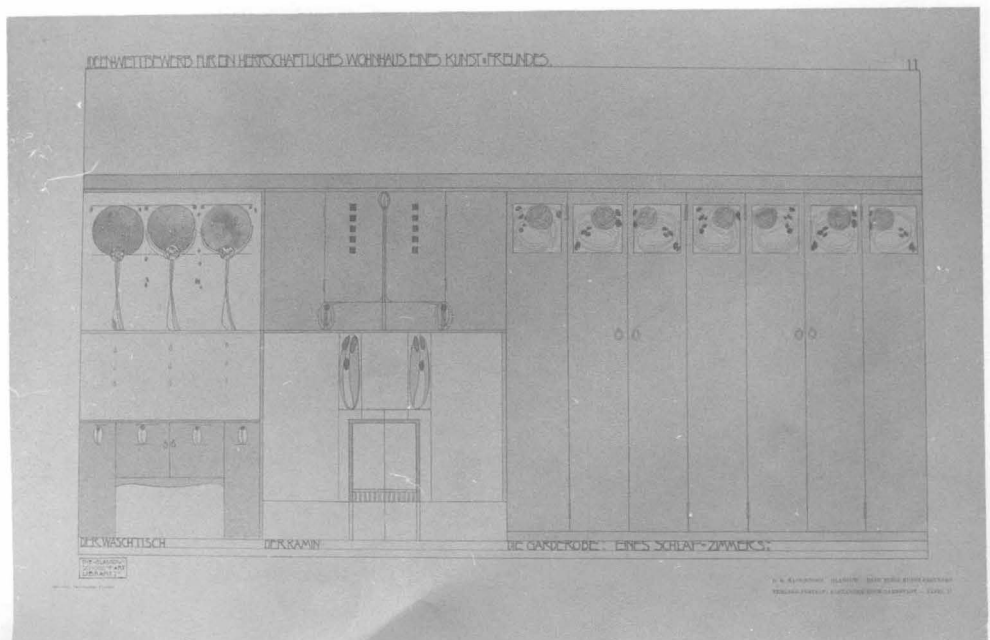
31-L
Reception and
Music-room,
Fireplace and
Organ case walls
1901.




31-M
Perspective,
Nursery 1901.



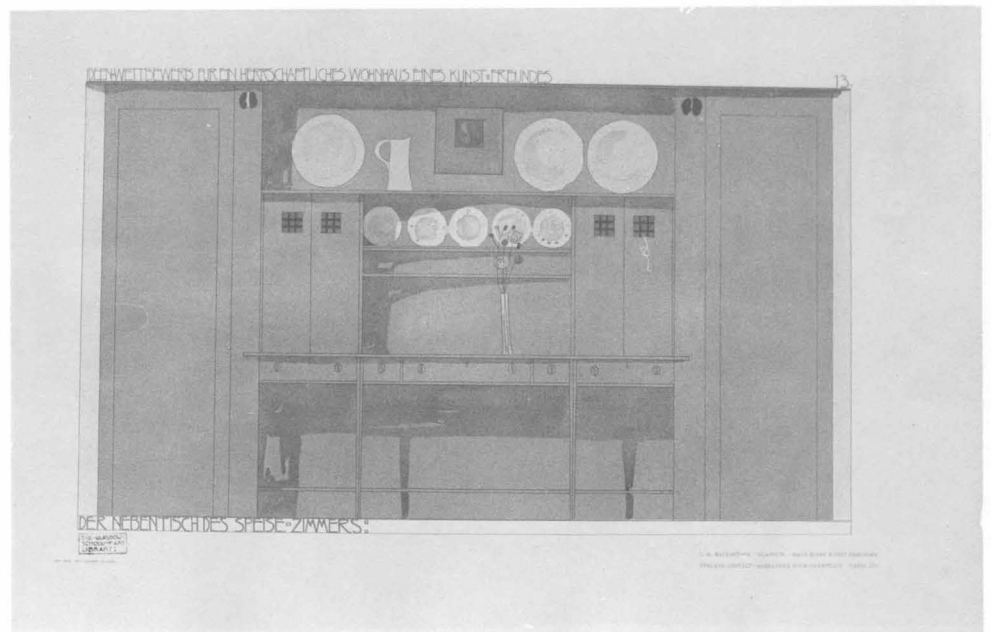
31-N
Bed-room,
Fireplace wall
1901.




31-0
Entrance Hall,
Fireplace wall
1901.




31-P
A cupboard of
Dining room
1901.




31-Q
Perspective,
Dining room
1901.





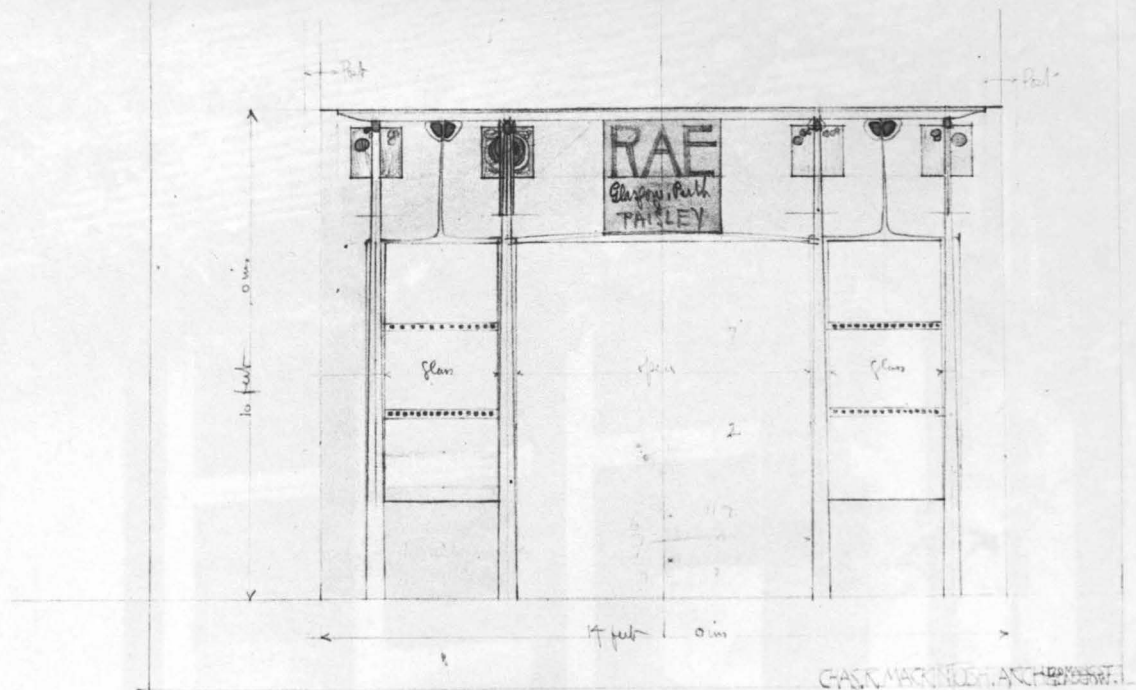
32-A
Elevation of Door and Writing desk
wall
c.1900.

32-B
Elevation of
Fireplace wall
c.1900.




33. EXHIBITION STAND FOR THE GLASGOW
INTERNATIONAL EXHIBITION 1901

GLASGOW INTERNATIONAL EXHIBITION 1901. CASE FOR MESSRS RAE BROS GLASGOW



33-A
Exhibition stand, Front Elevation
1901.

Photograph of Exhibition stand.





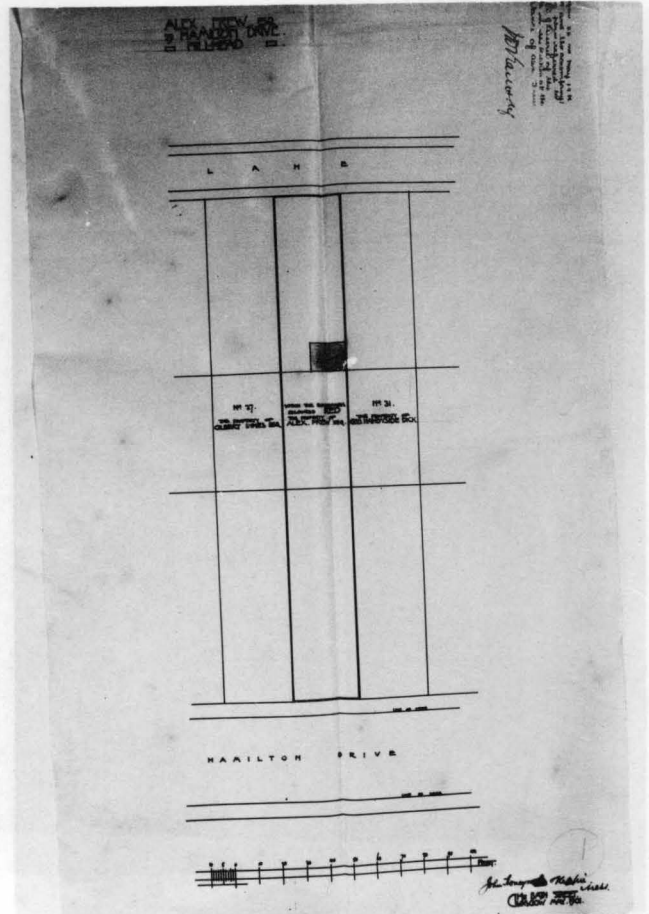
Design for small Conservatory

Date : 1901
Place : 29 Hamilton Drive, Hillhead, Glasgow
Client : Alexander Frew

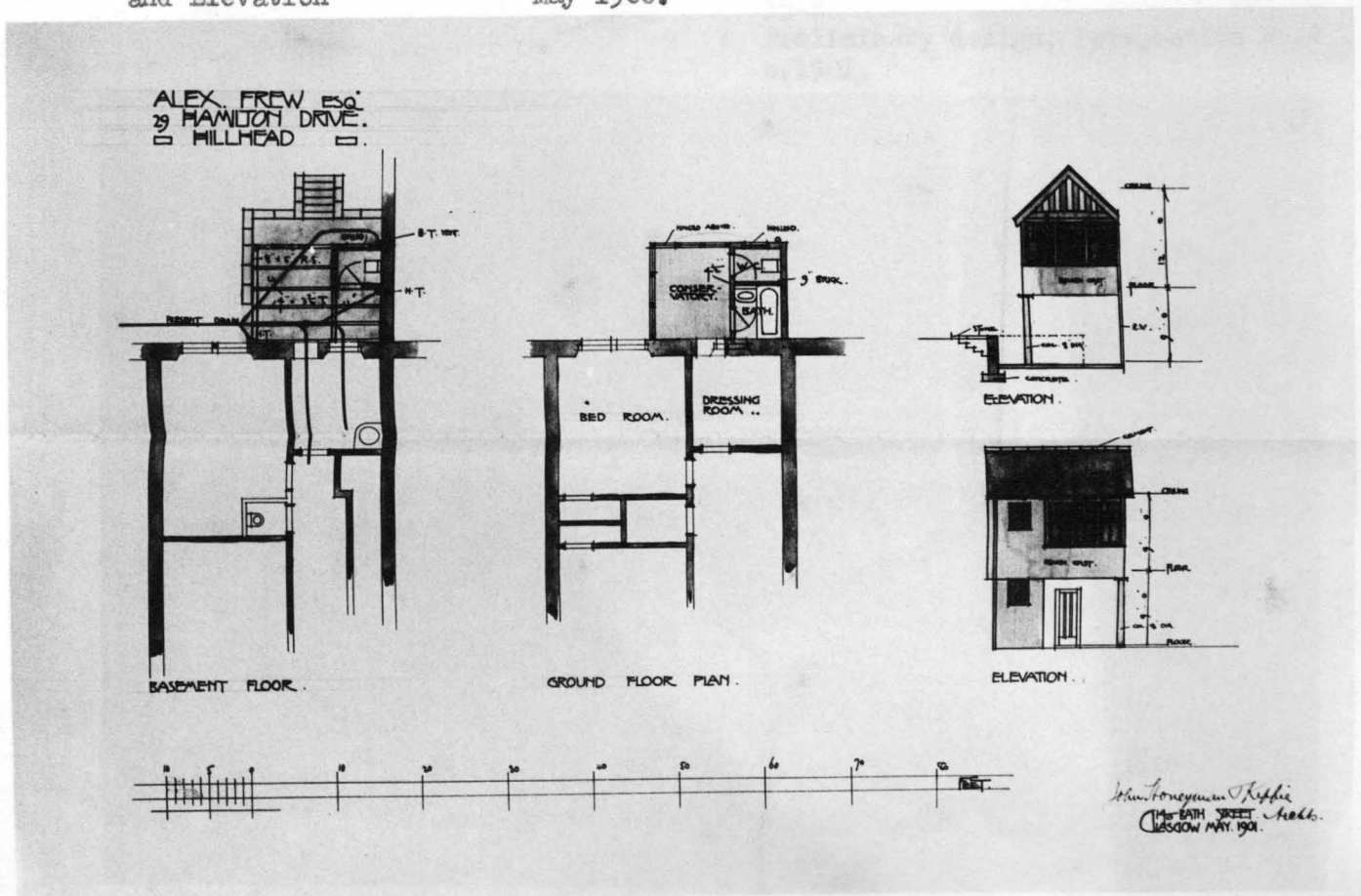
34. DESIGN FOR SMALL CONSERVATORY


34-A
Block Plan

May 1901.




34-B
Plan of Basement and Ground floor
and Elevation May 1900.






35-A
Preliminary design, Perspective No.1
c.1901.

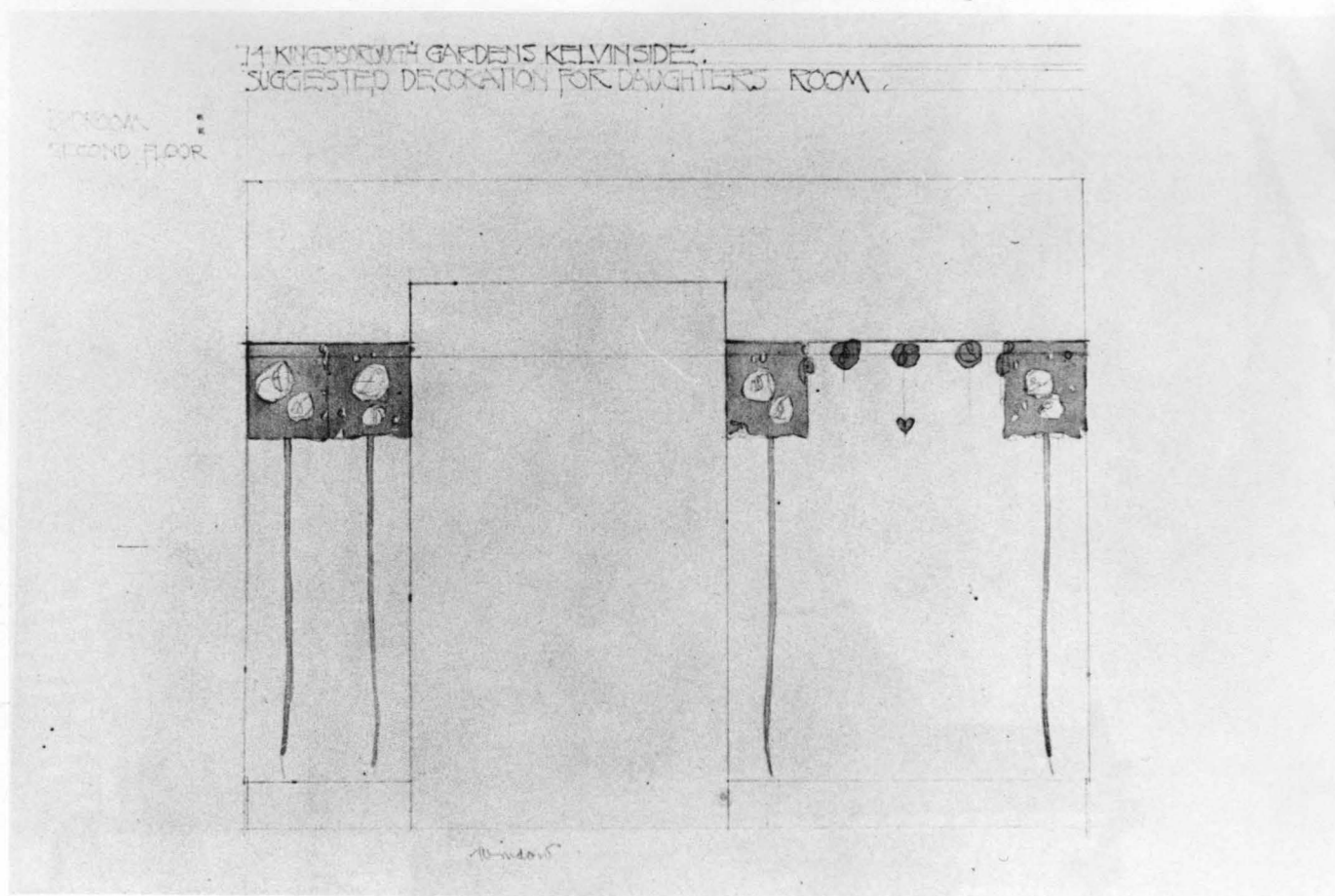
35-B
Preliminary design, Perspective No.2
c.1901.






14 Kingsborough Gardens

Date : 1901-1902
Place : 14 Kingsborough Gardens, Kelvinside, Glasgow
Client : Mrs. Rowat



36-A
Bedroom (second floor), suggested
decoration, Elevation of Window
wall 1901.



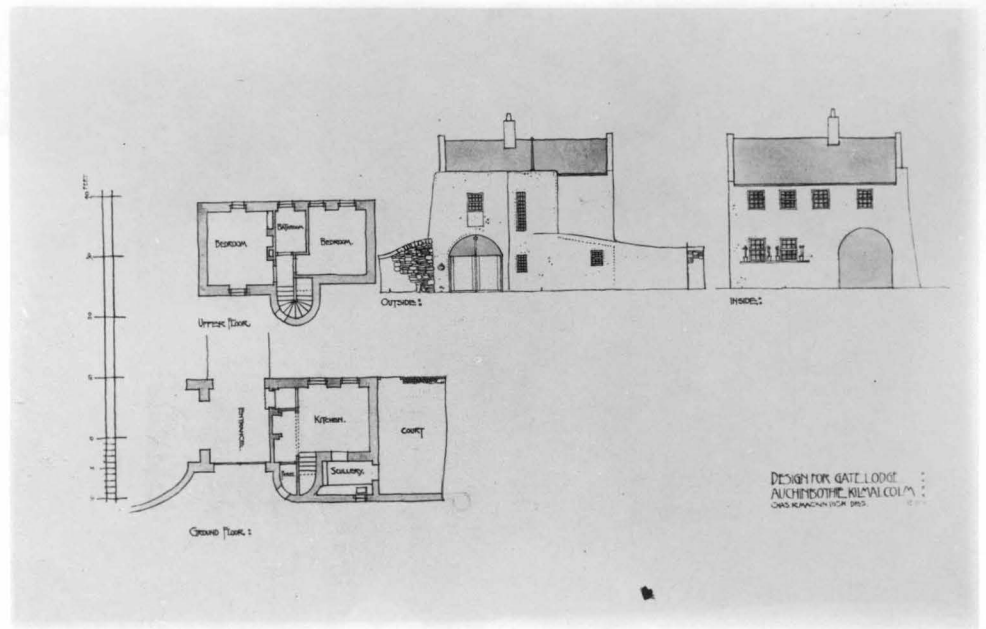
Date : 1971-10-25
Place : Fort Clatsop Road, Tillamook, Oregon
Client : Ruth Brown Collins

The Gate Lodge at Auchenbothie

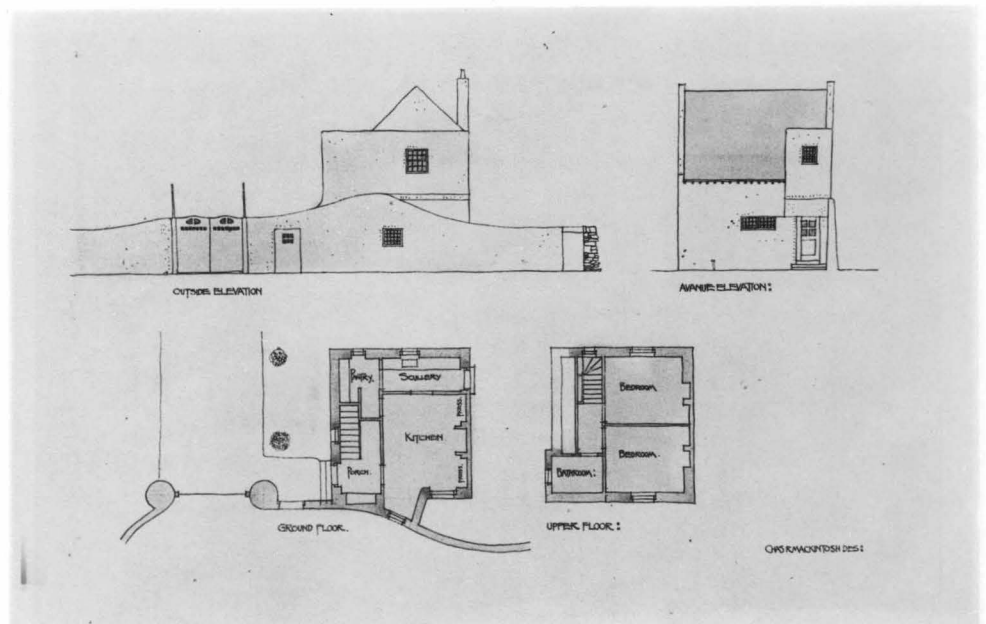
Date : 1901-1902
Place : Port Glasgow Road, Kilmacolm, Renfrewshire
Client : Hugh Brown Collins

37. THE GATE LODGE AT AUCHENBOTHIE

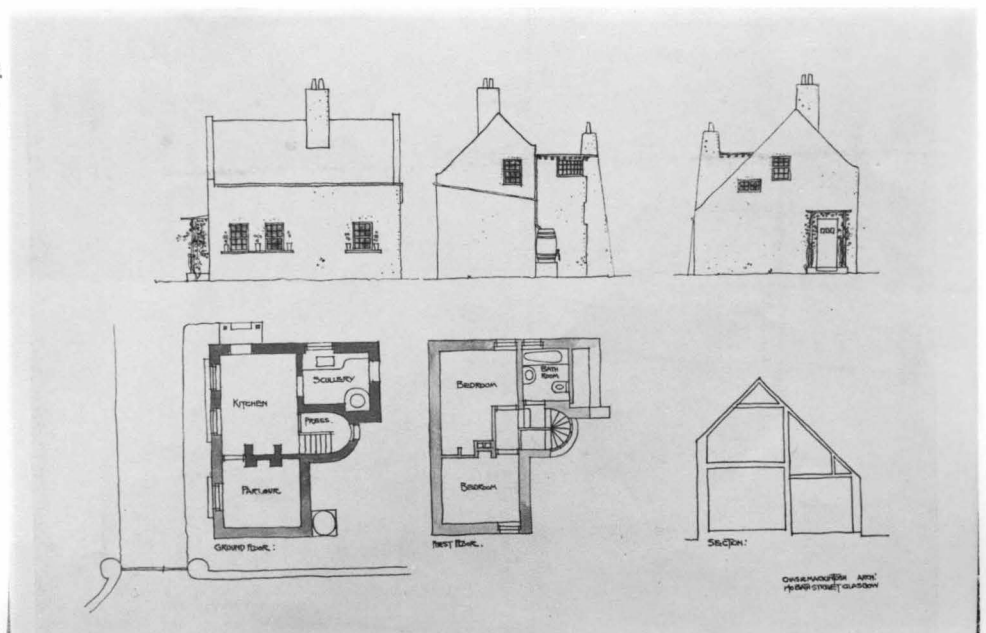
37-A
Proposed design
No.1 1901.




37-B
Proposed design
No.2 1901.



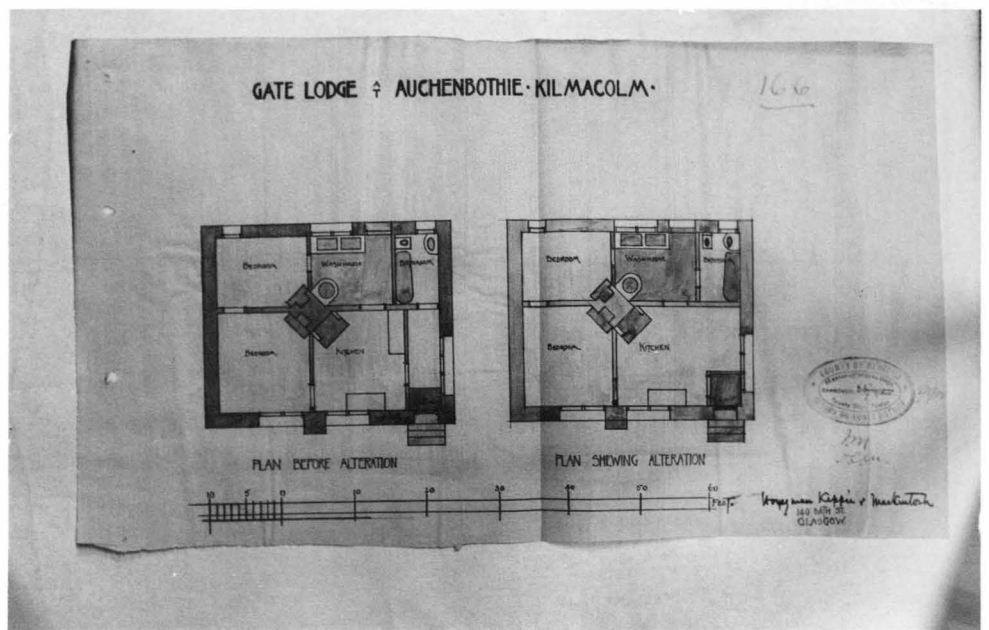
37-C
Proposed design
No.3 1901.



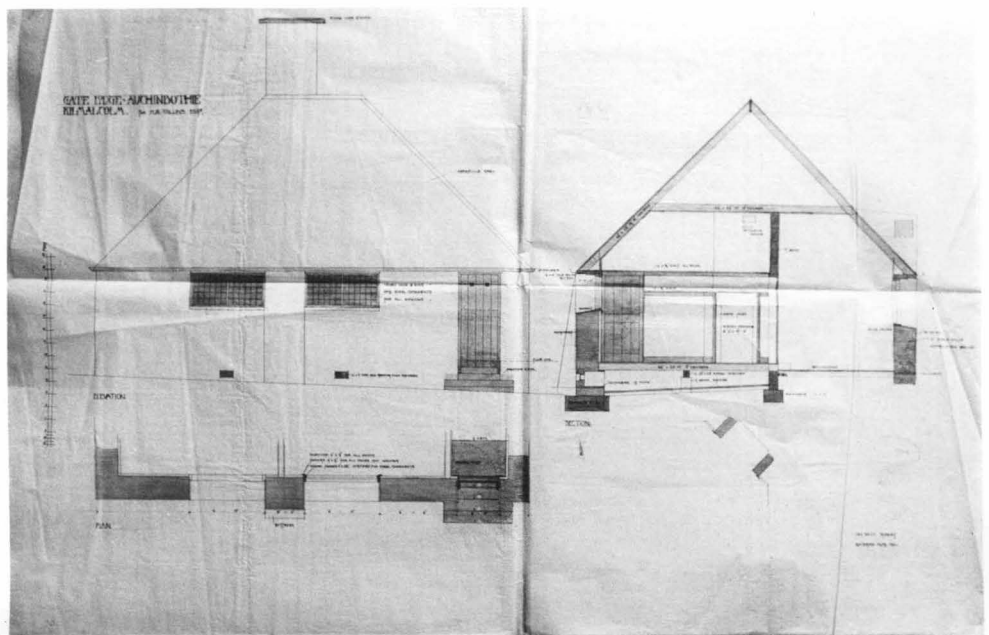
37-D
executed design
Plan, Elevations
and Section
Aug. 1901.



37-E
Re-presented
plans
May 1902.




37-F
Detail drawing
for plan,
Elevation and
Section
Aug. 1901.



DESIGN N°2

N°7.



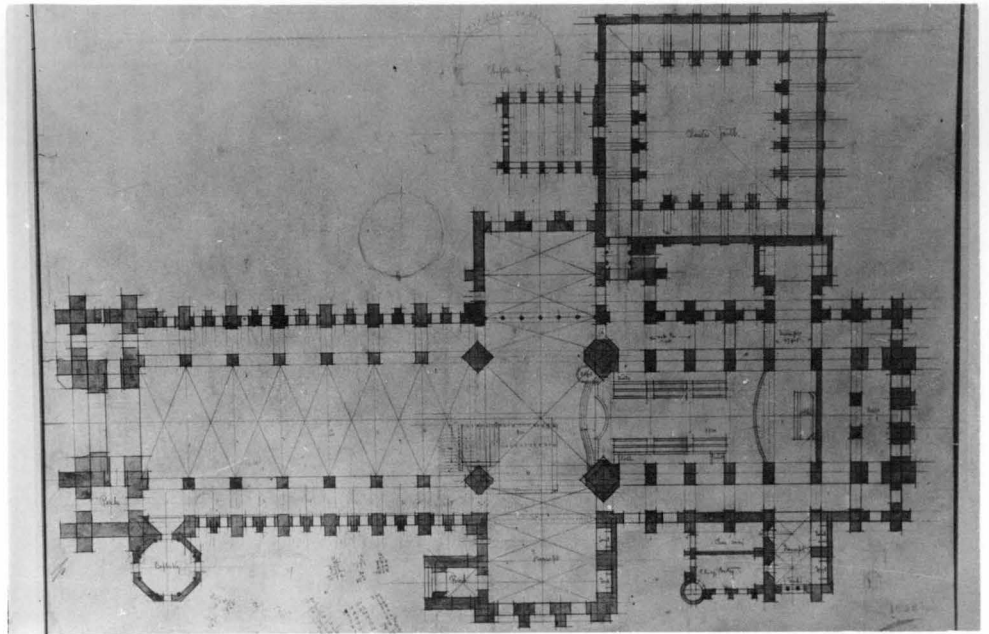
PERSPECTIVE

HOBATH STREET GLASGOW


38-A
Perspective, South-West No.7
1902.

38. LIVERPOOL ANGLICAN CATHEDRAL

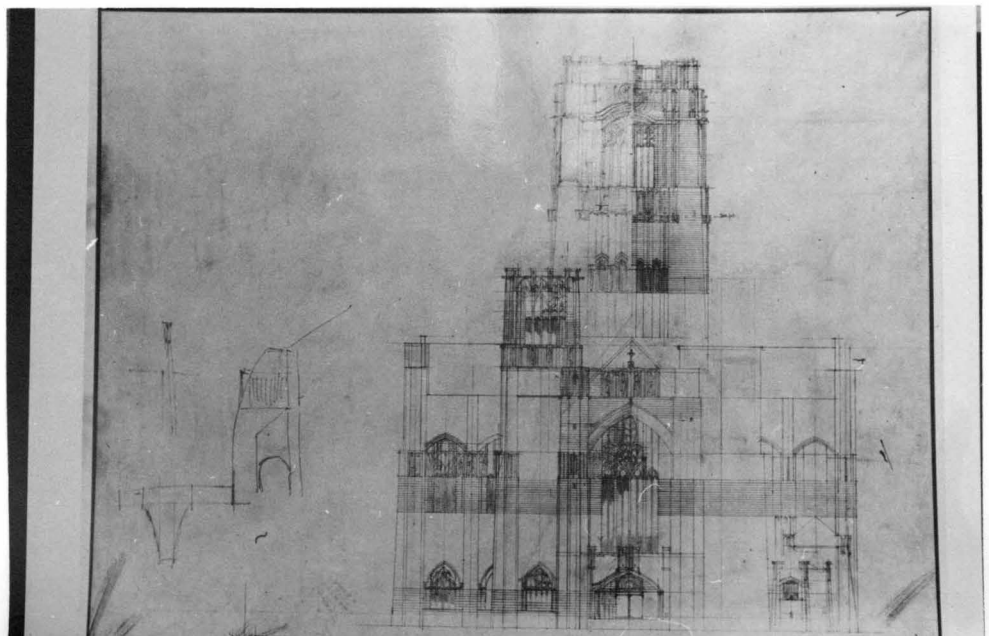
38-B
Preliminary
design of plan
1901-1902.



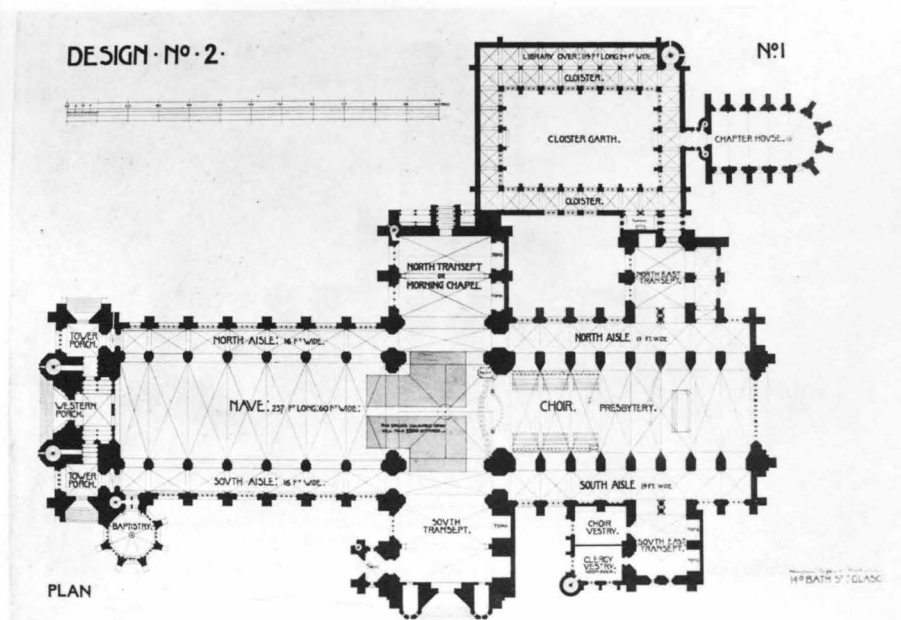
38-C
Preliminary
design for South
Elevation
1901-1902.




38-D
Preliminary
design for West
Elevation
1901-1902.




38-E
Plan
1902.




38-F
South Elevation
1902.



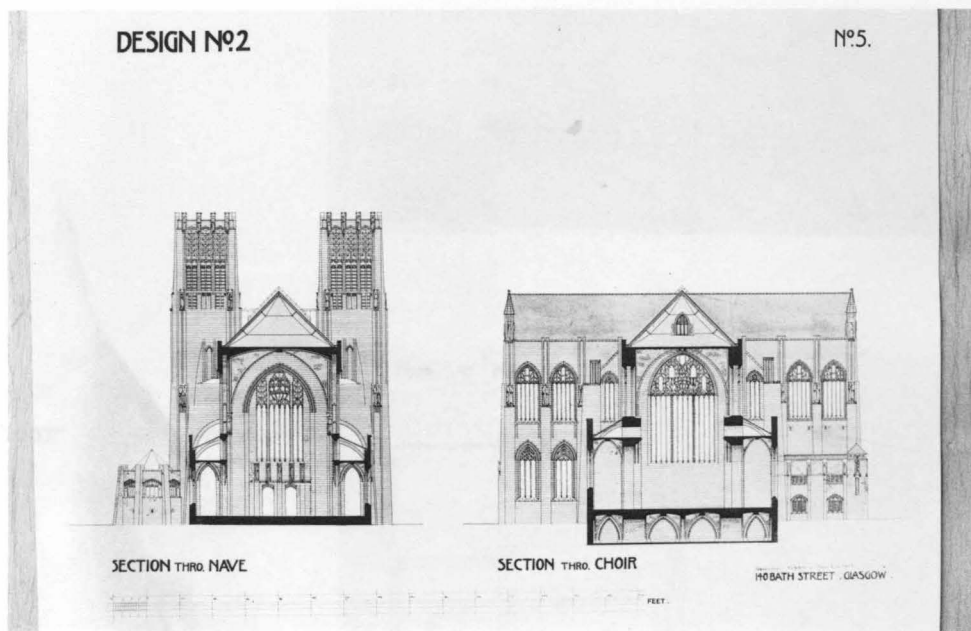
38-G
West Elevation
1902.




38-H
East Elevation
1902.



38-I
Thro.Nave and
Choir Section
1902.

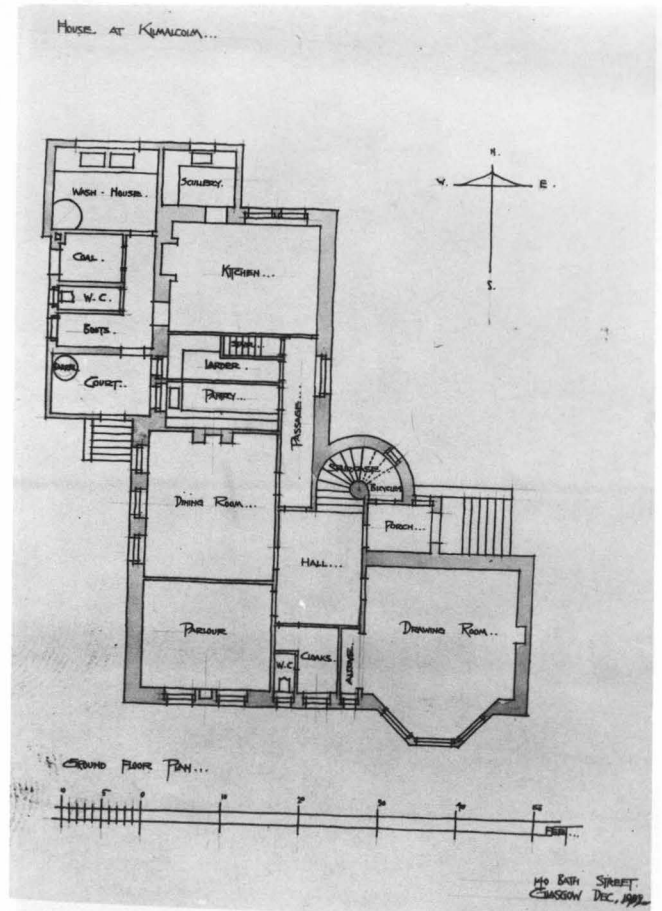


38-J
Longitudinal
Section
1902.

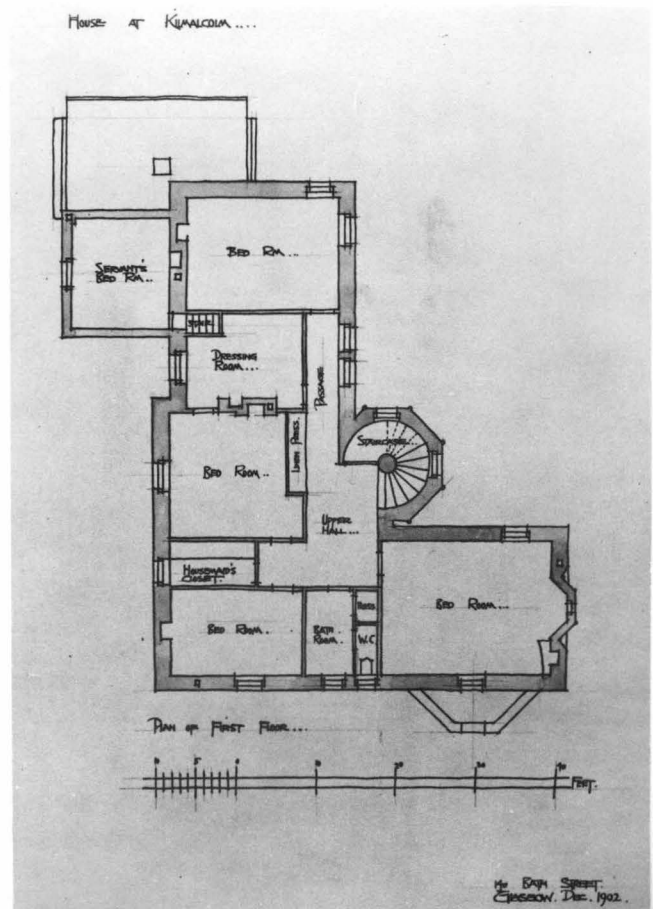


39. A HOUSE AT KILMACOLM

39-A
Plan of Ground floor Dec.1902.

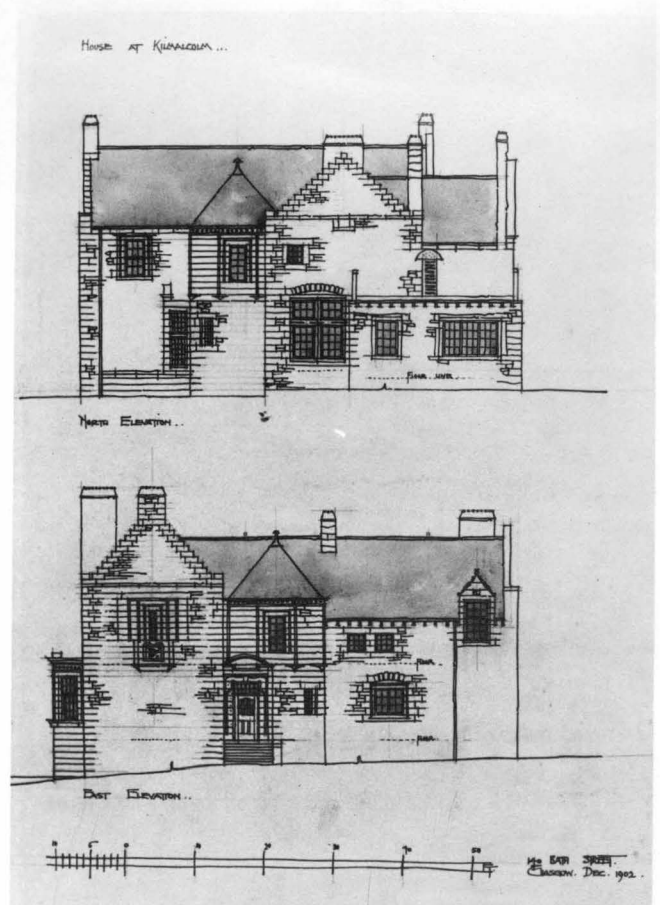


39-B
Plan of First floor Dec.1902.

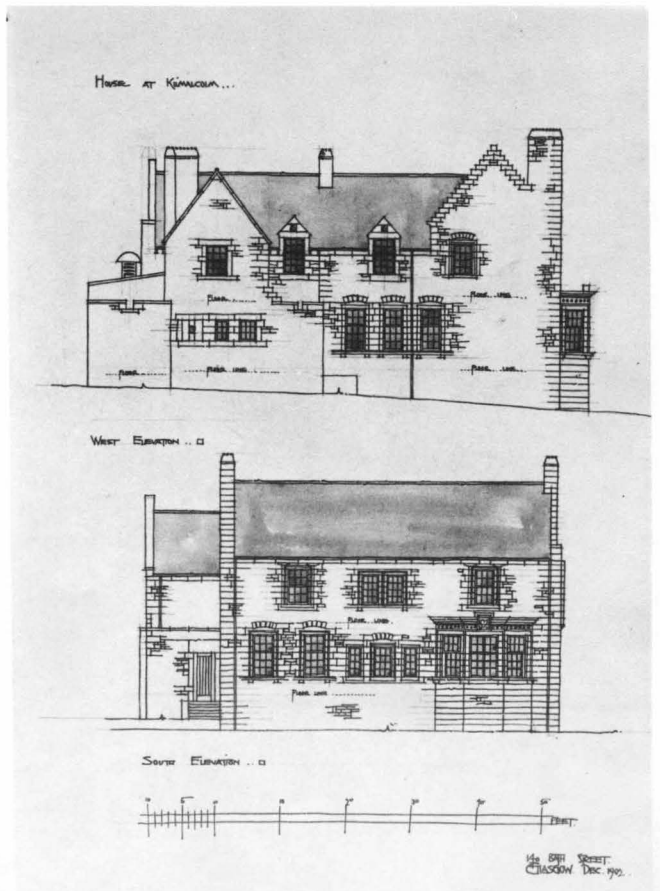


39. A HOUSE AT KILMACOLM

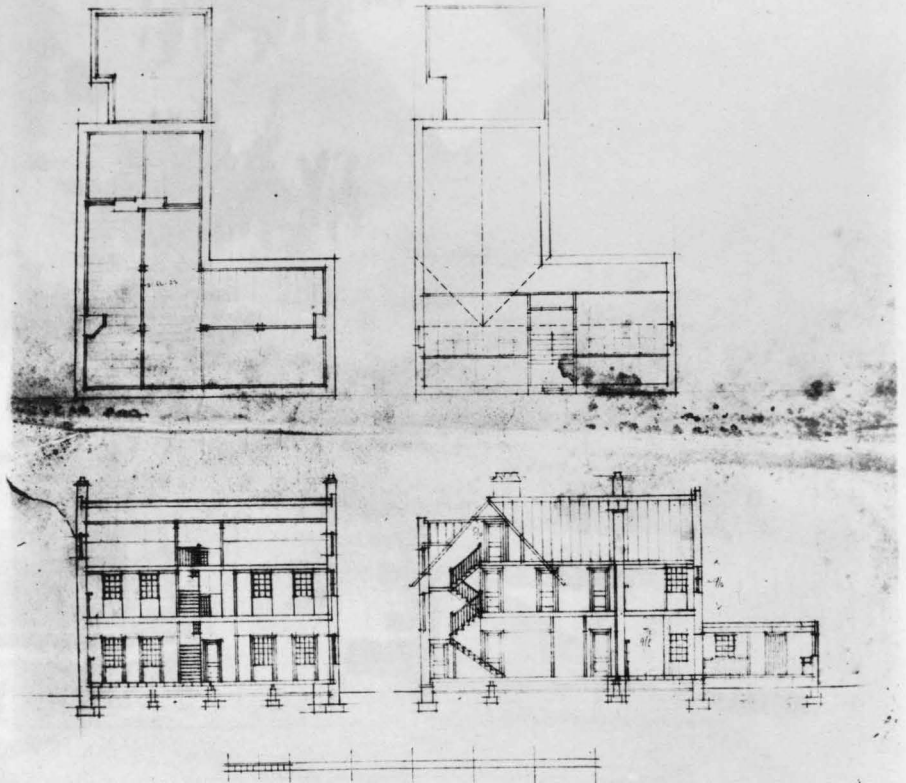
39-C
East and North Elevations Dec.1902.



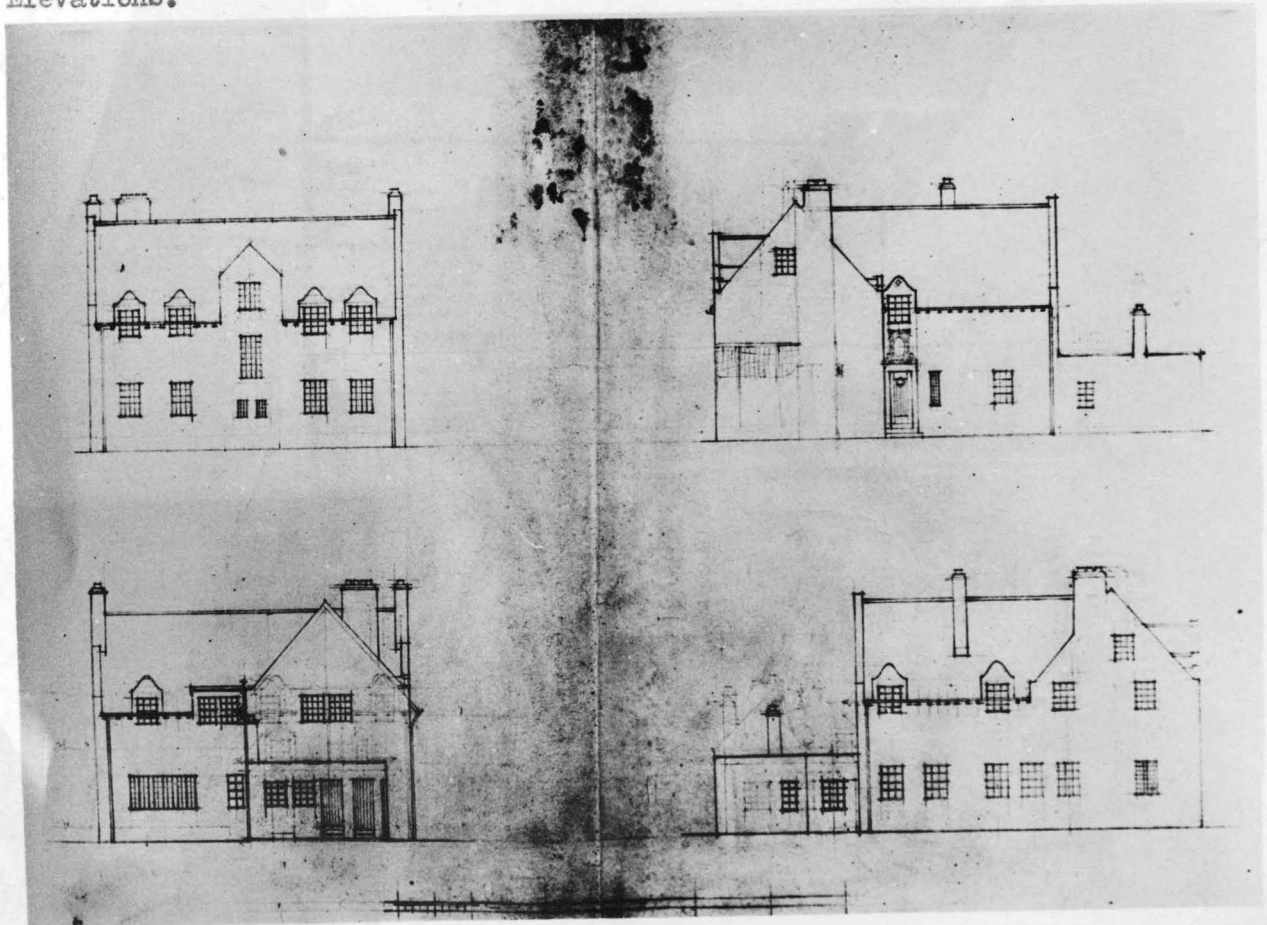
39-D
West and South Elevations Dec.1902.




39-E
Preliminary design
for 39-A-D ?
Base, Attic floor
and Sections.



39-F
Preliminary design for 39-A-D ?
Elevations.





Hill House 1904-1905


Architect: Frank Lloyd Wright
Place: 1015 North Dearborn Street, Chicago, Illinois
Client: Walter Dill Scott

Hill House


Date : 1902-1904
Place : Upper Colquhoun Street, Helensburgh, Dunbartonshire
Client : Walter W. Blackie

40. HILL HOUSE

40-A
Perspective,
South-West
1903.



40-B
Perspective,
North-West
1903.

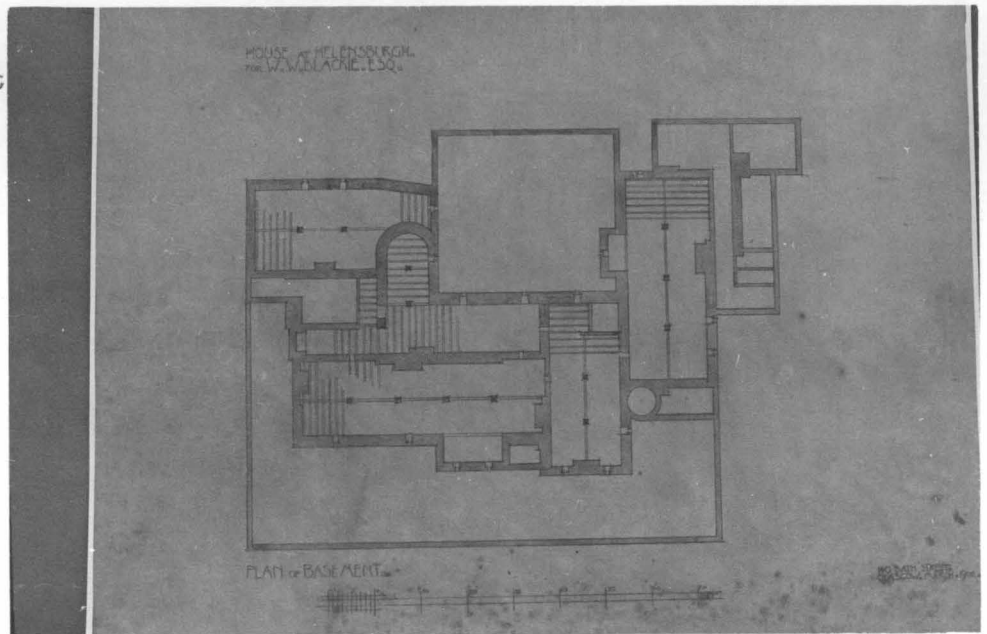


40-C
Perspective,
South-East
1903.

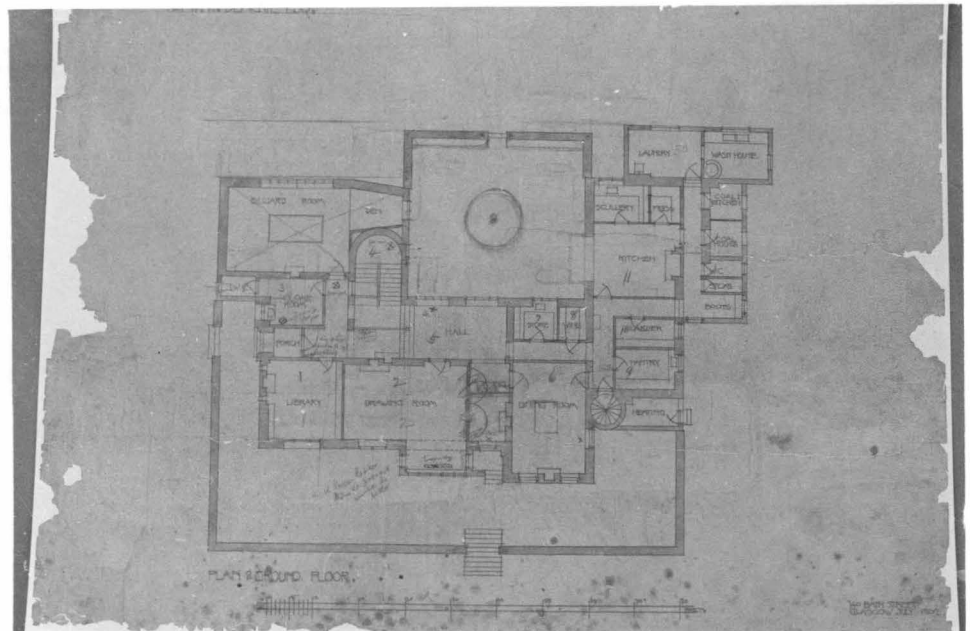


40. HILL HOUSE

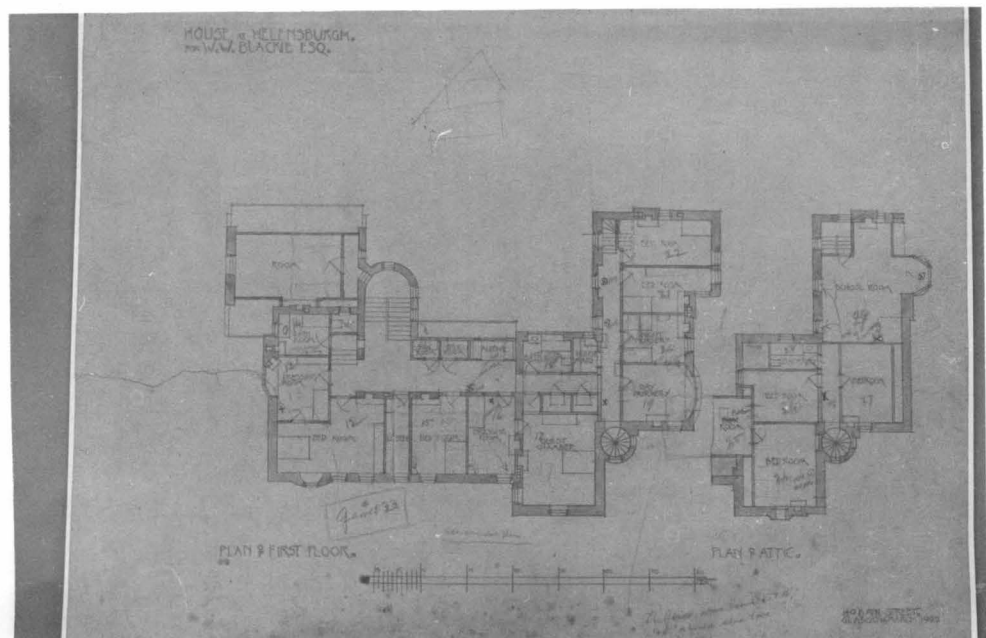
40-D
Plan of Basement
March 1902.



40-E
Plan of Ground
floor July 1902.

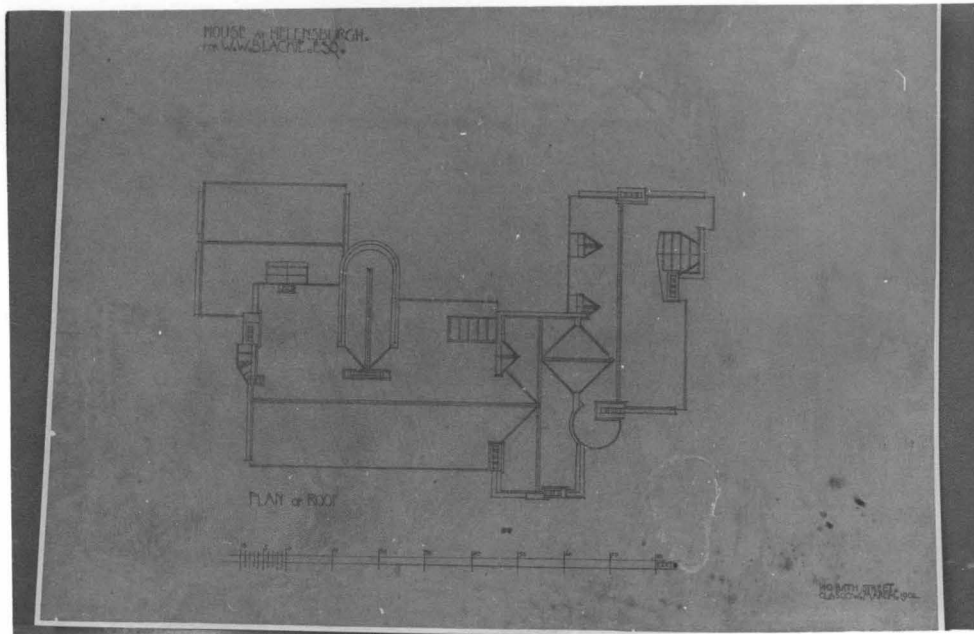


40-F
Plan of First
and Attic floor
March 1902.

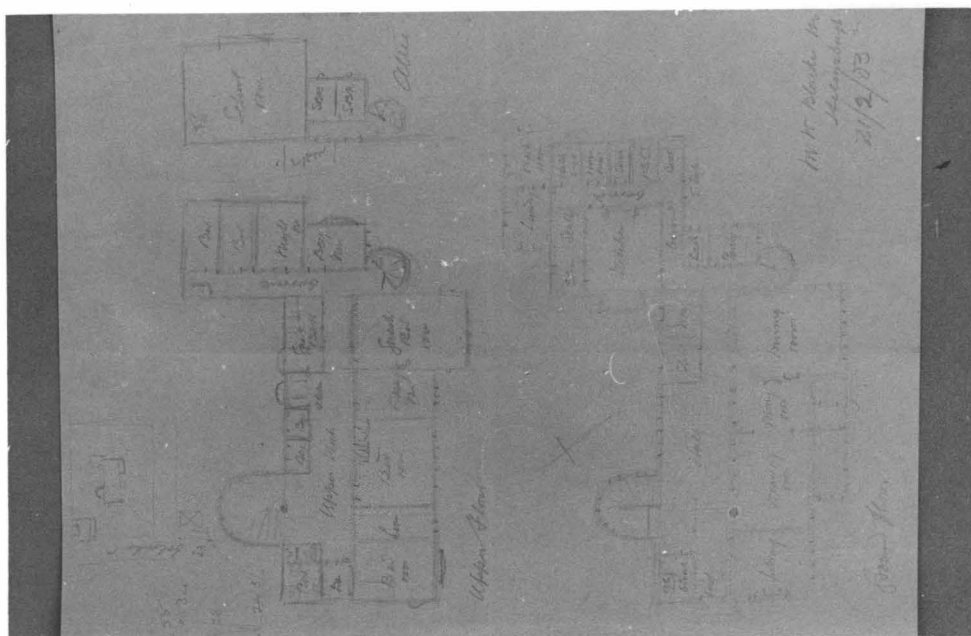


40. HILL HOUSE

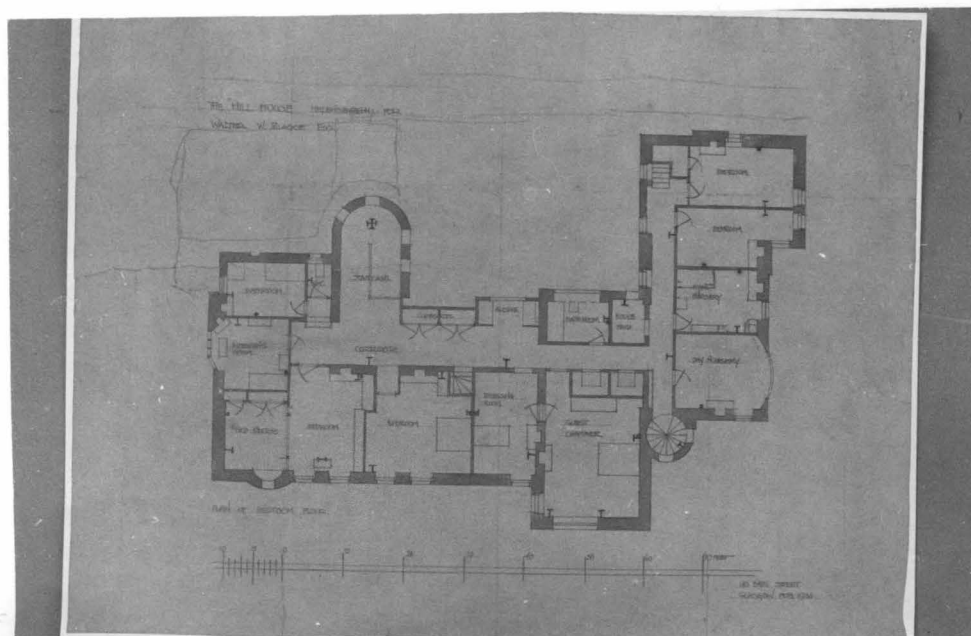
40-G
Plan of Roof
March 1902.



40-H
Sketch of Plans
Ground, First
and Attic floor
Feb. 1903.

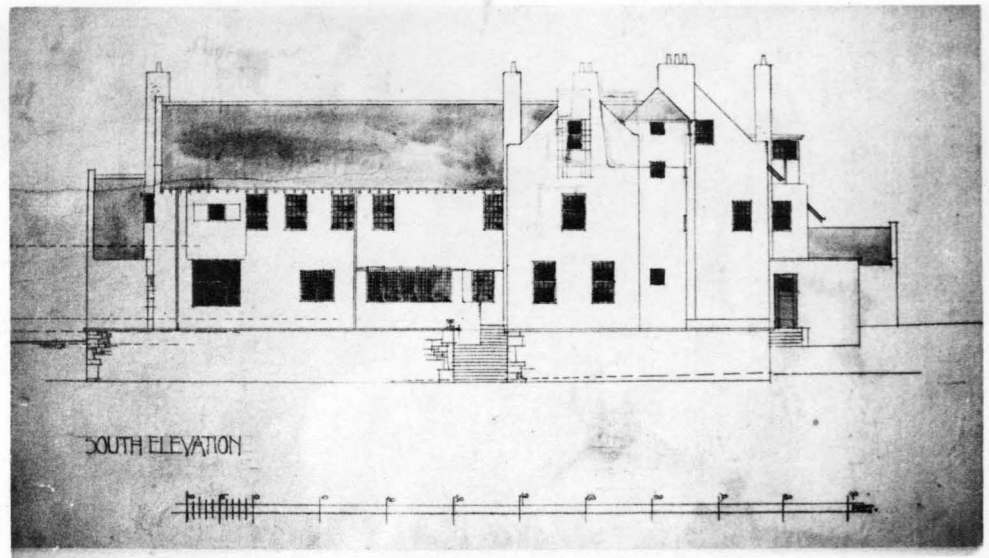


40-I
Re-presented
First floor
Feb. 1904.




40. HILL HOUSE


40-J
South Elevation
July 1902



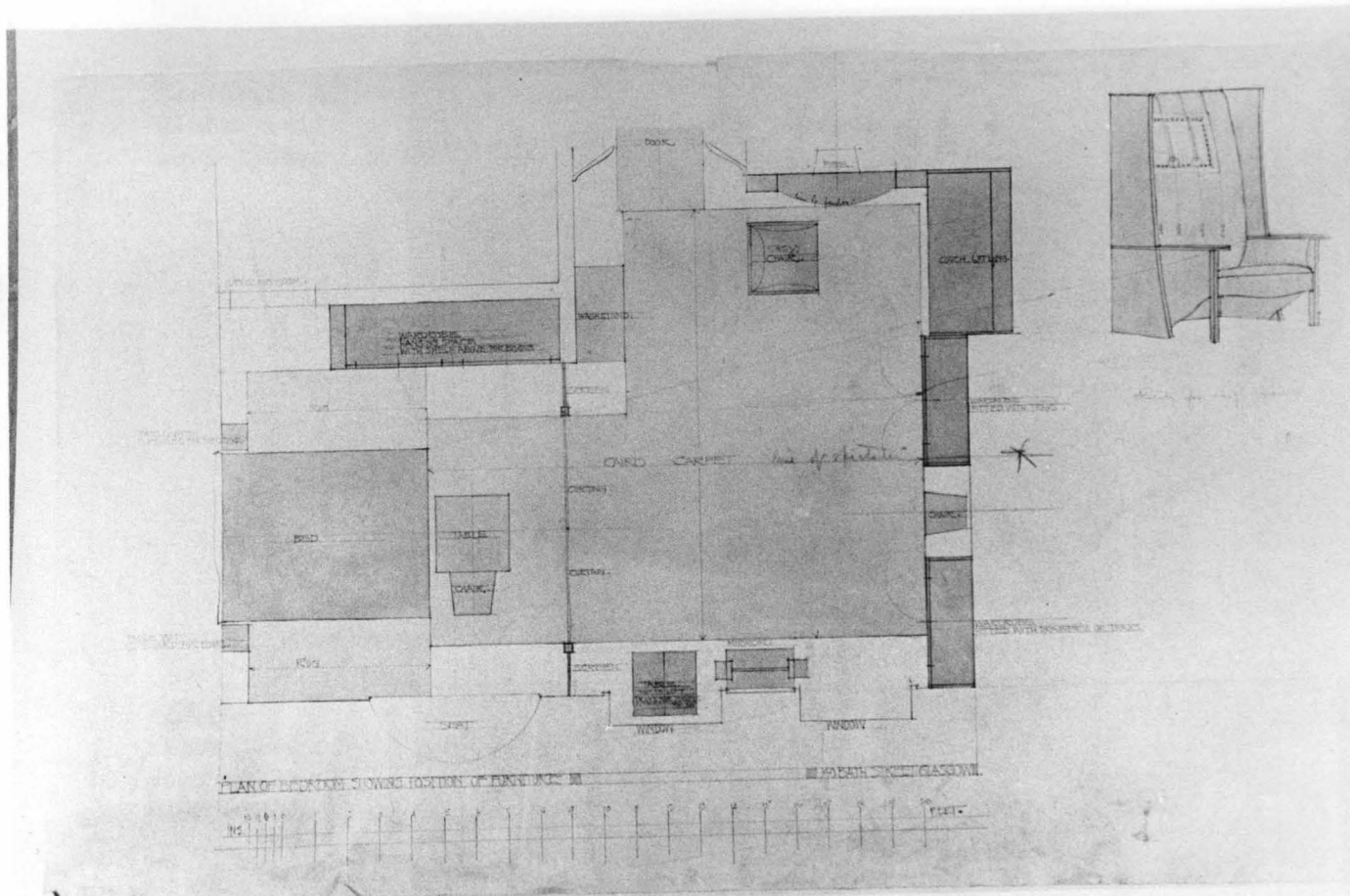
40-K
North Elevation
July 1902



40-L
West and East
Elevations
July 1902



40. HILL HOUSE

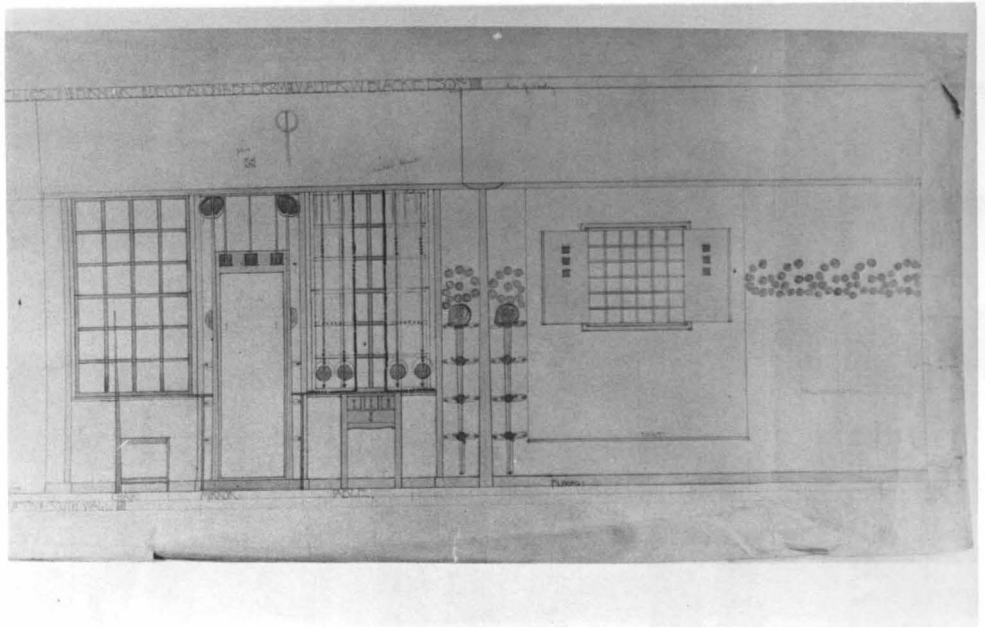


40-M
Plan of Bedroom

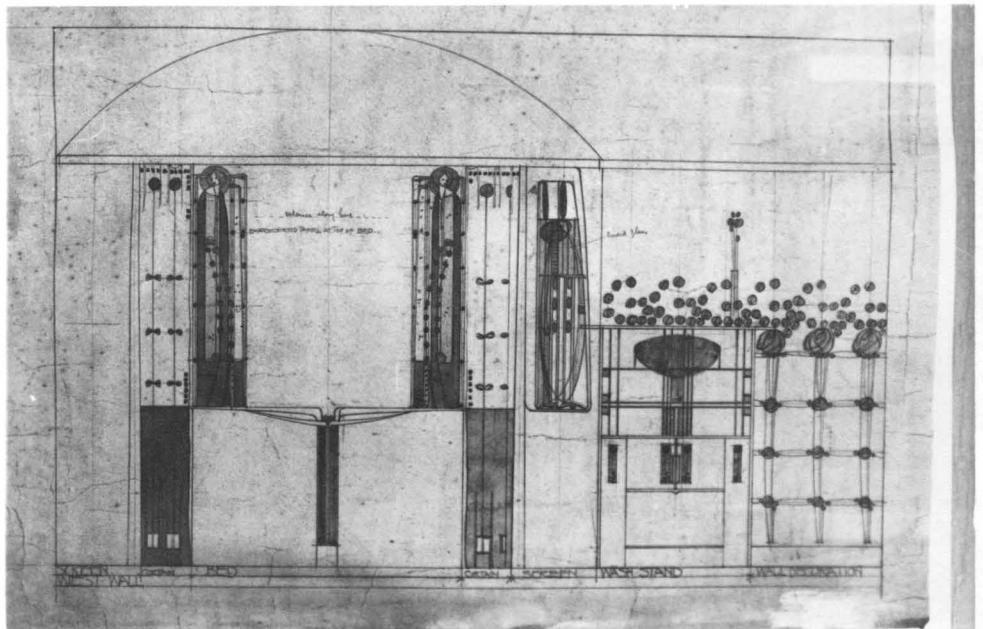
1903-1904.

40. HILL HOUSE


40-N
Elevation of
window wall
1903-1904.



40-O
Elevation of
bed wall
1903-1904.



40-P
Elevation of
fireplace and
door wall
1903-1904.





tAsh

NT BY

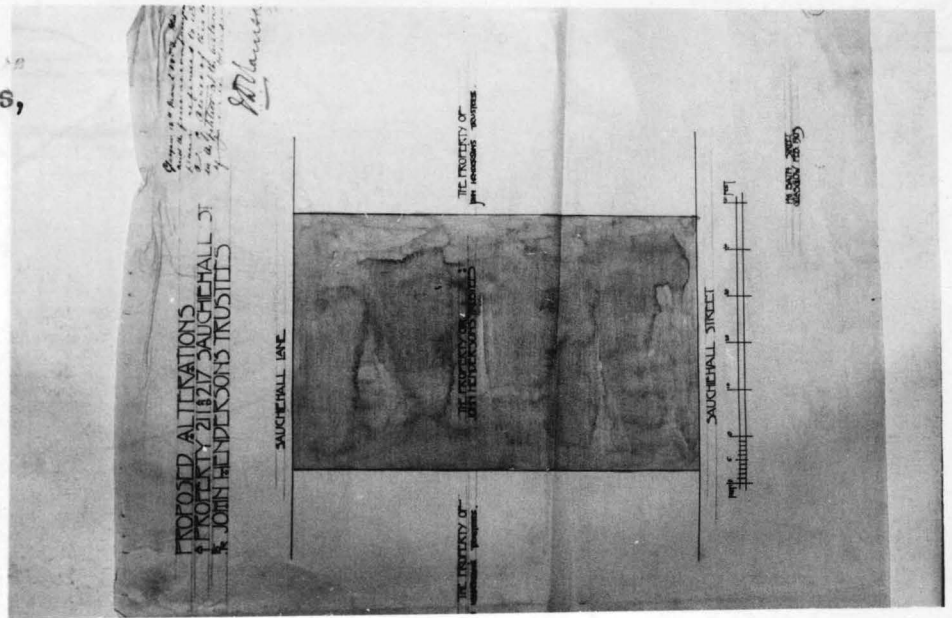
ER'S

Willow Tea room

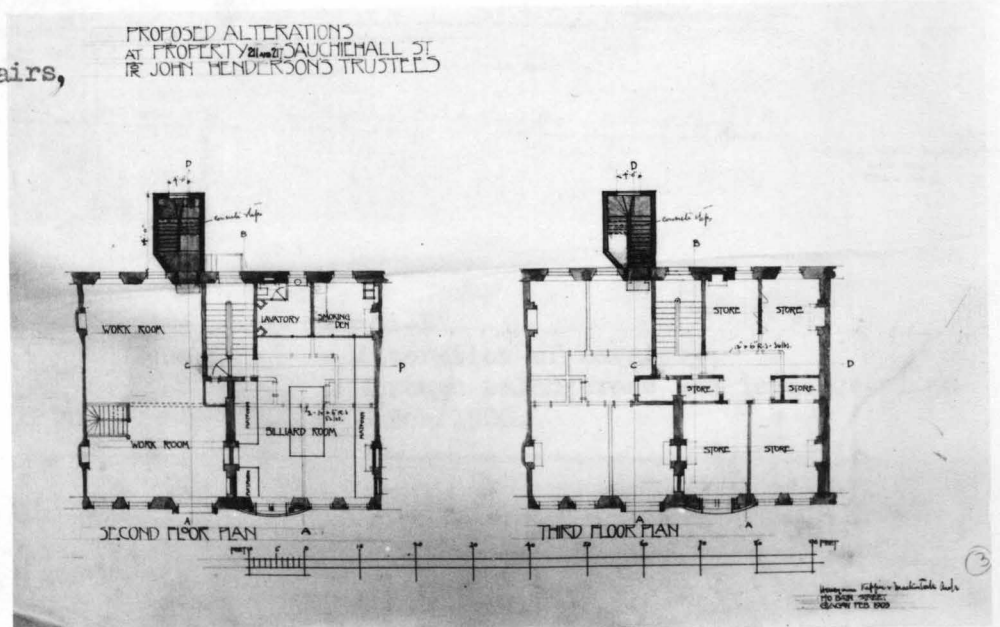
Date : 1903-17
Place : Sauchiehall Street, Glasgow
Client : Catherine Cranston

41. WILLOW TEA-ROOMS

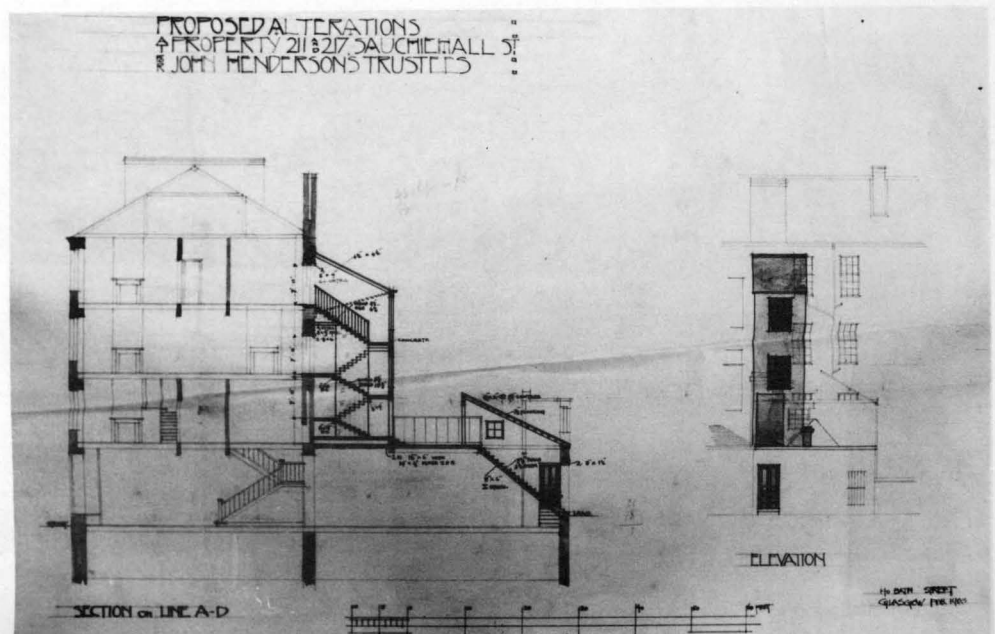
41-A
Alteration of stairs,
Block Plan
Feb. 1903.



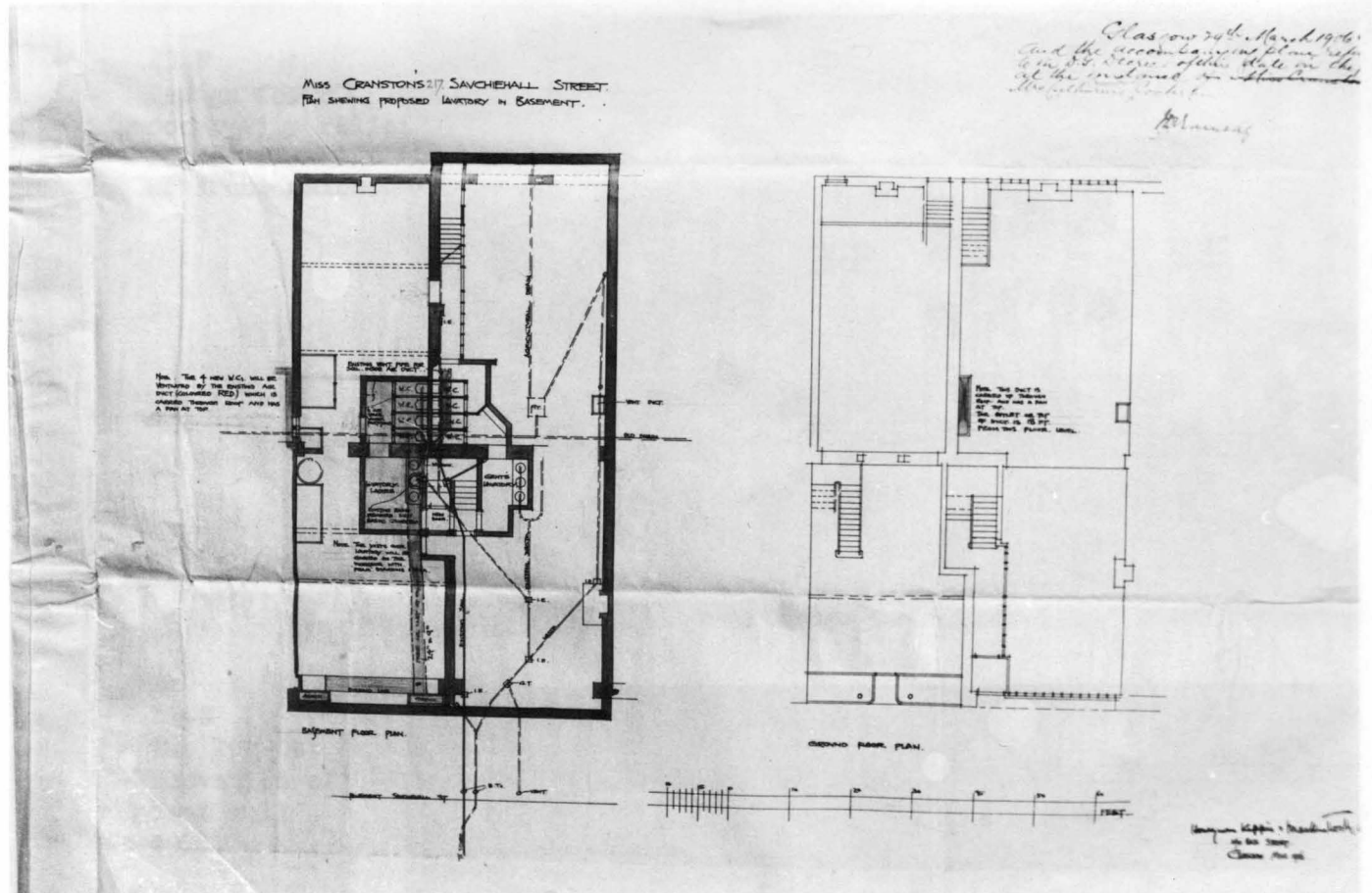
41-B
Alteration of stairs,
Plan of Second
and Third floor
Feb. 1903.



41-C
Alteration of
stairs, Section
and Elevation
Feb. 1903.

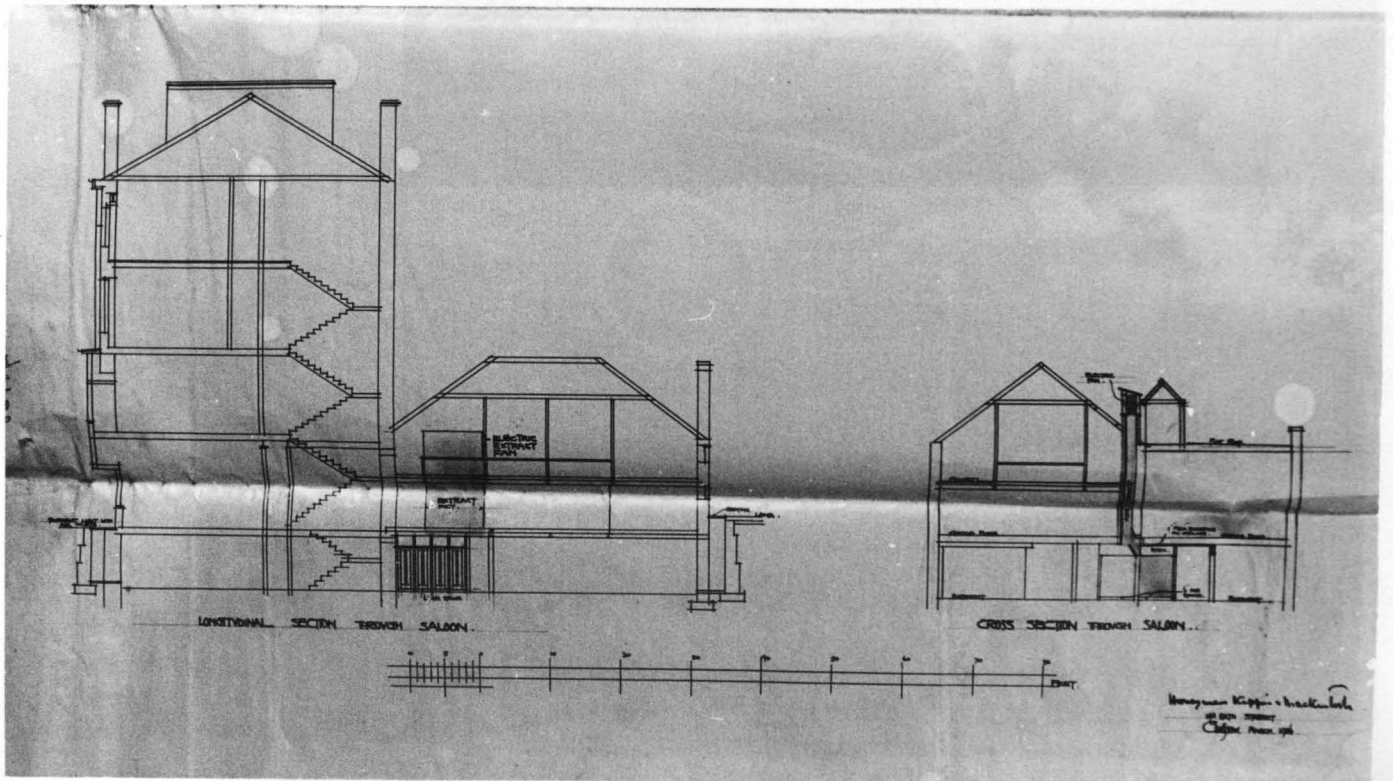


41. WILLOW TEA-ROOMS



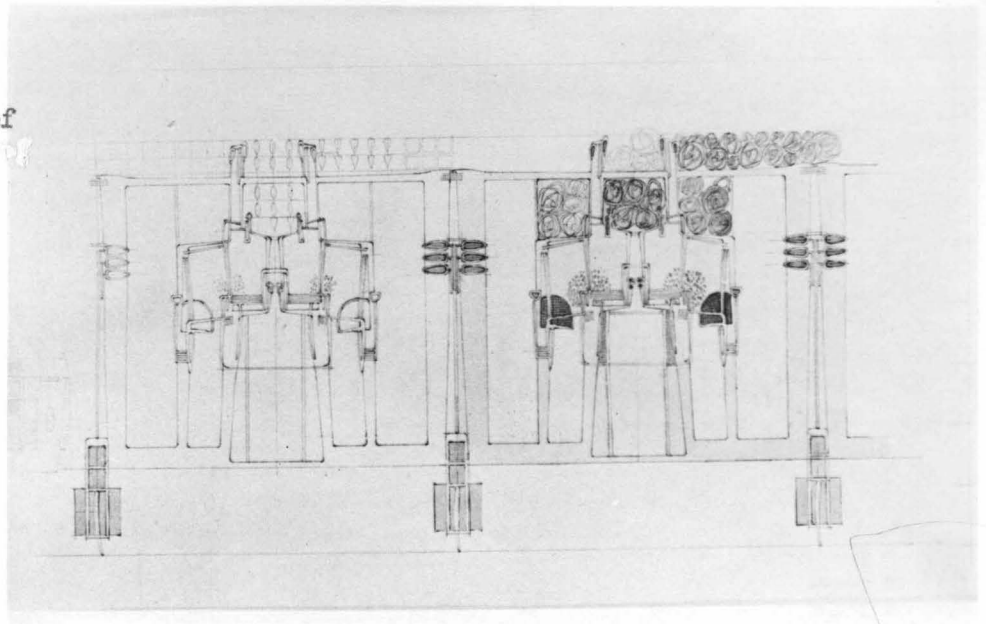
41-D
Alteration of Lavatory,
Plan of Ground and Basement floor
March 1906.

41-E
Alteration of Lavatory,
Through salon; cross and long. Sections
March 1906.




41-F

Design for a
decoration relief
frieze at walls
of front salon.




41-G

The Dug-Out
Elevation of
West wall
1917.

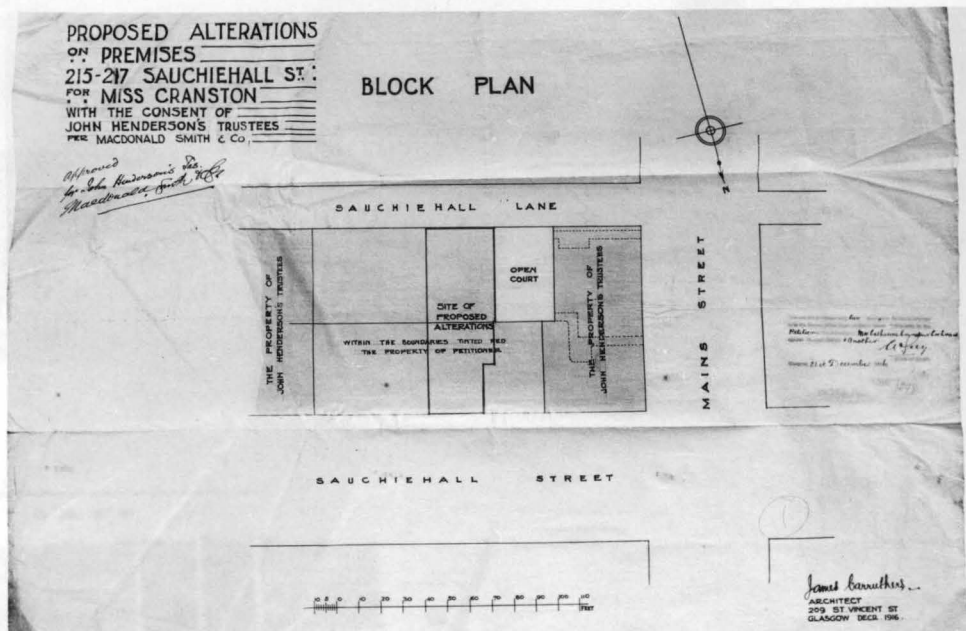


41-H

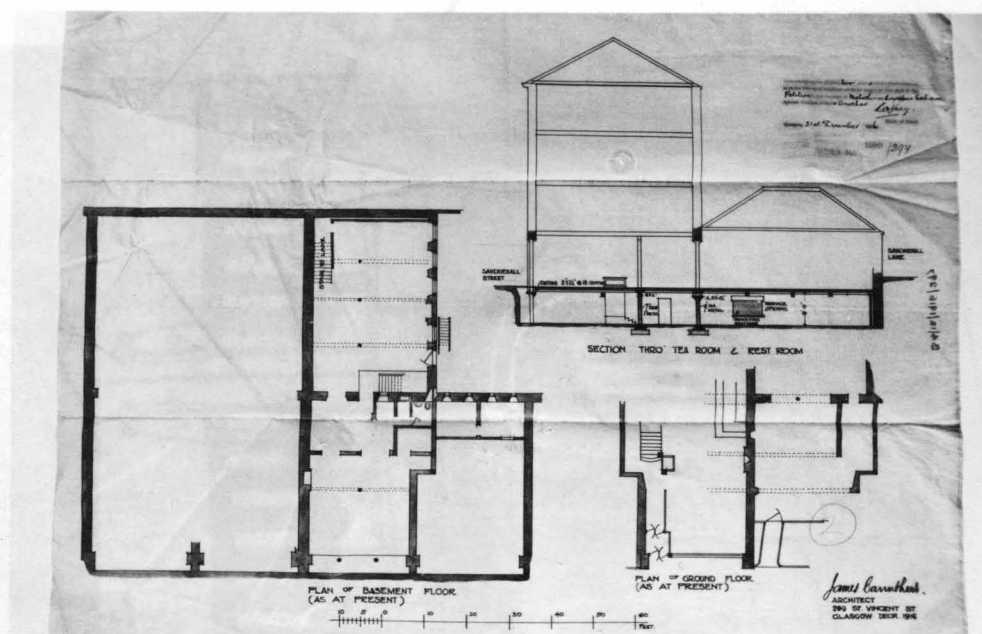
The Dug-Out
Elevation of
North wall
Feb. 1917.



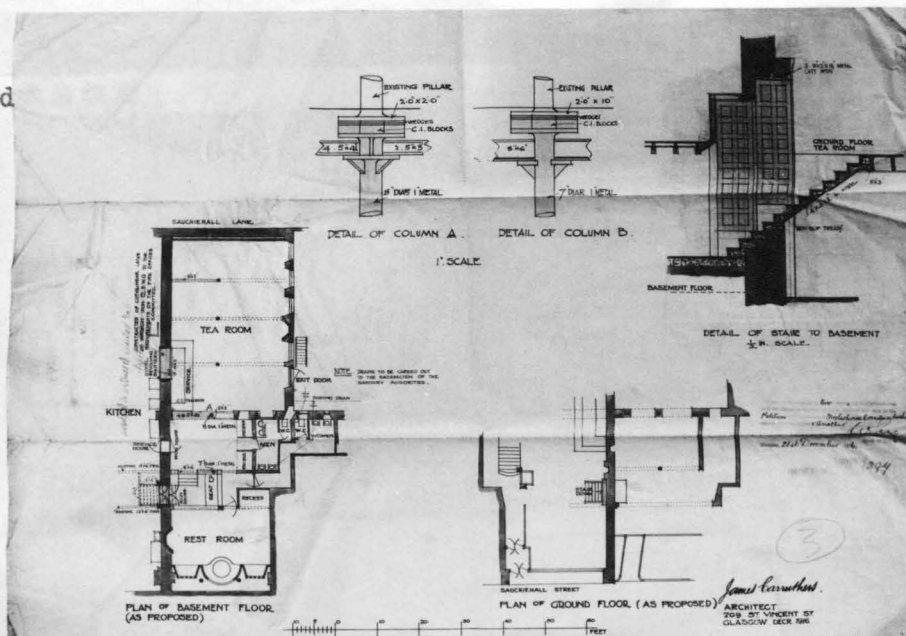
41-I
The Dug-Out,
Block Plan
Dec.1916.




41-J
The Dug-Out,
Plan as
existing
Dec. 1916.



41-K
The Dug-Out,
Plan 61 as proposed
Dec. 1916.

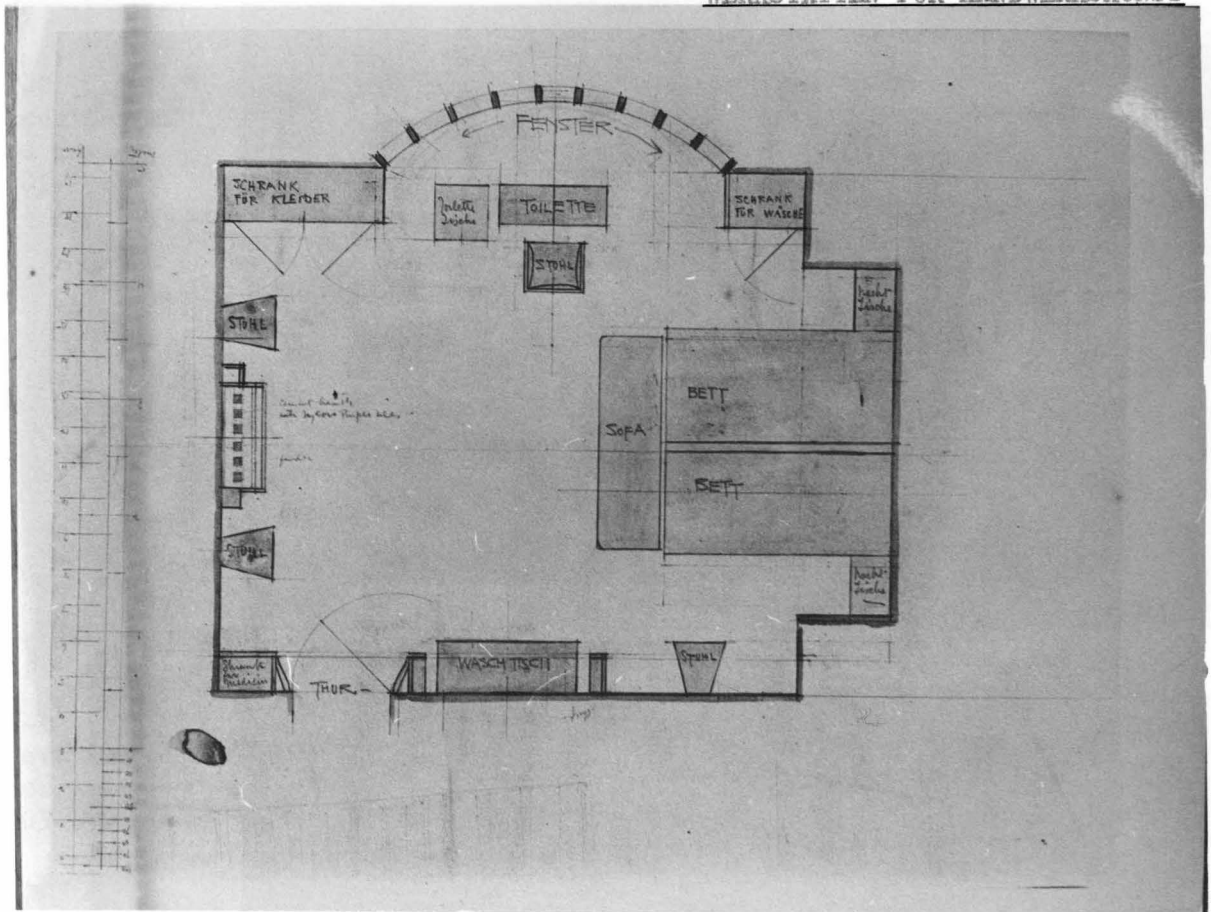




Bedroom for the Dresdenr Werkstätten für Handwerkskunst

Date : 1903-1904
Place : Dresden
Client : -

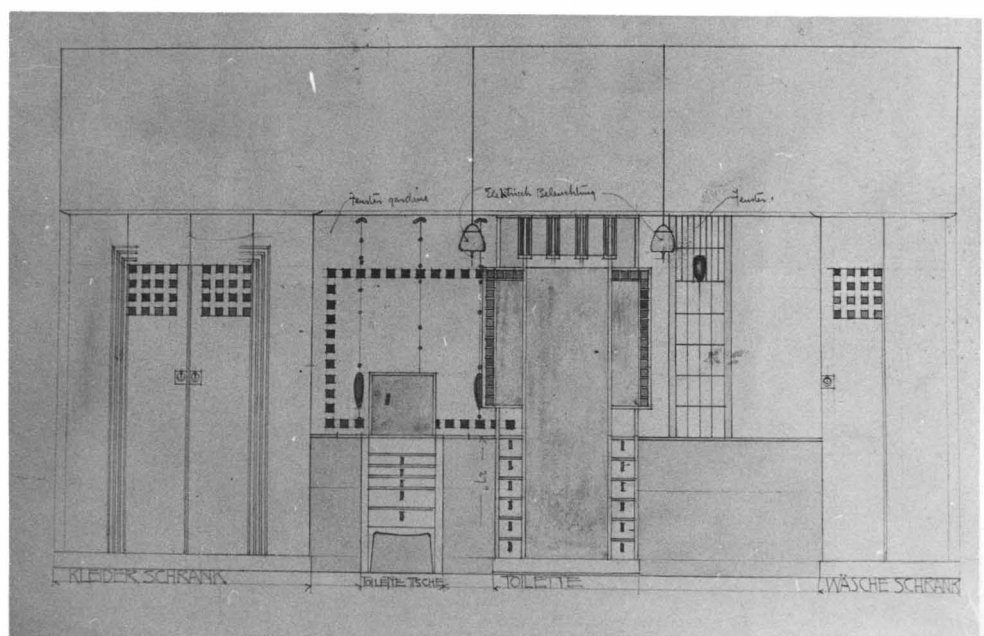
42. BEDROOM FOR THE DRESDENER
WERKSTÄTTEN FÜR HANDWERKSKUNST



42-A
Plan of Bedroom

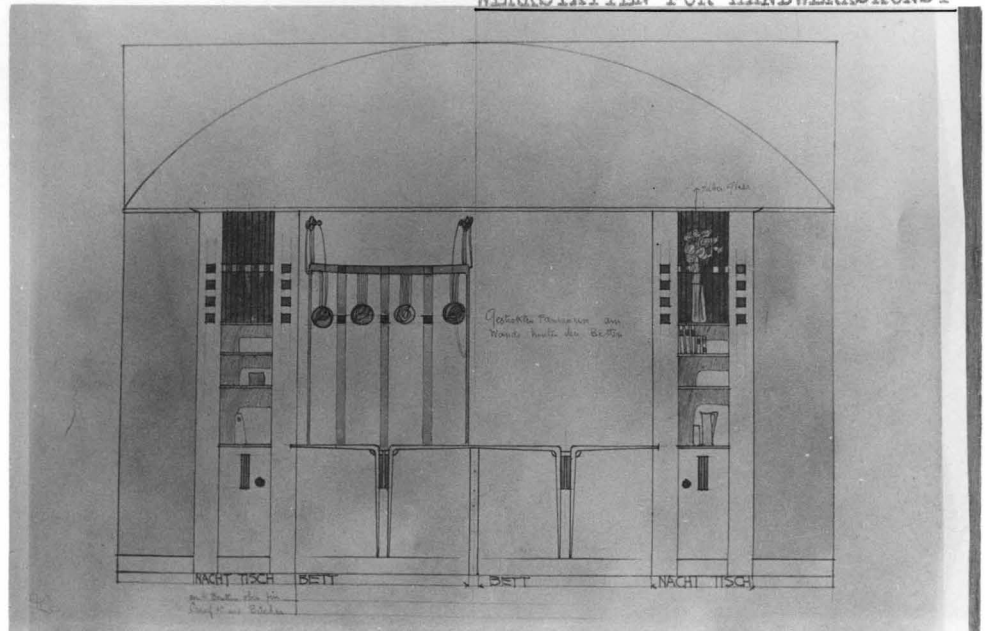
1903-1904.

42-B
Elevation of
window wall.
1903-1904.

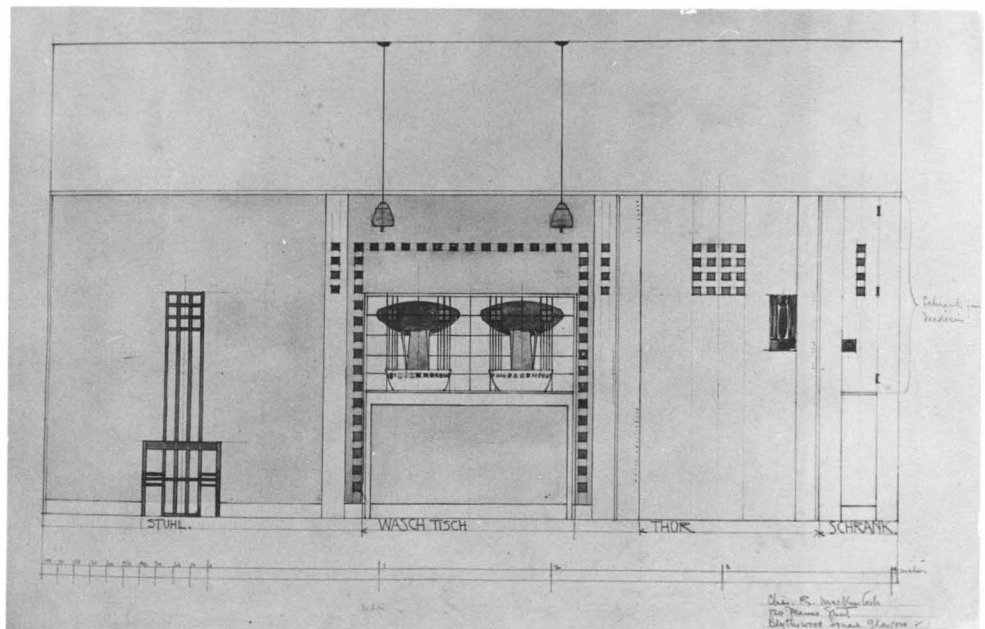


42. BEDROOM FOR THE DRESDENER
WERKSTATTEN FÜR HANDWERKSKUNST

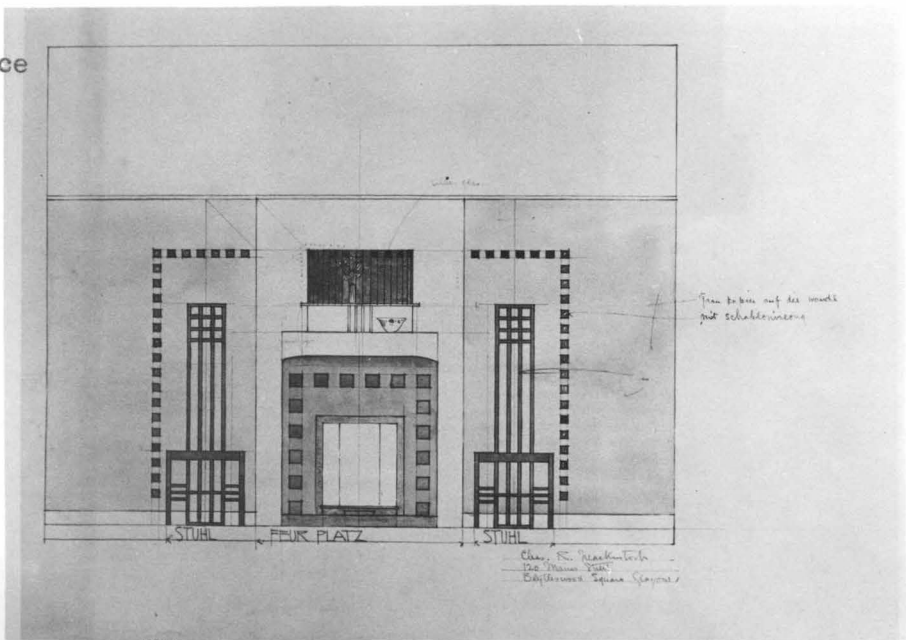
42-C
Elevation of
bed wall
1903-1904




42-D
Elevation of
door wall
1903-1904.



42-E
Elevation of fireplace
wall 1903-1904.





Scotland Street School

Date : 1903-1907
Place : 255 Scotland street, Glasgow
Client : School of Board of Glasgow

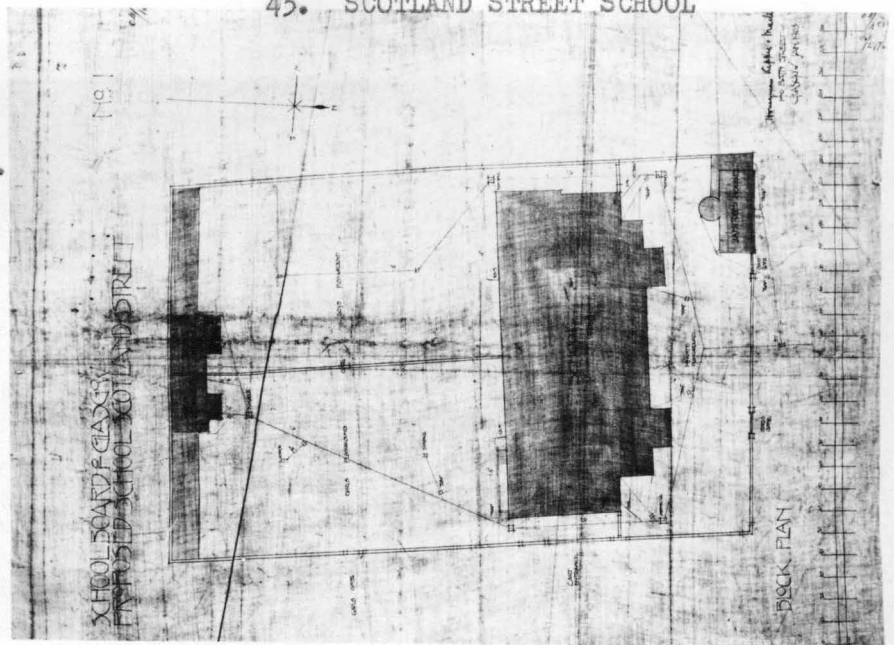


43-A
 Perspective, North-East
 drawing by W.F.Moyies.

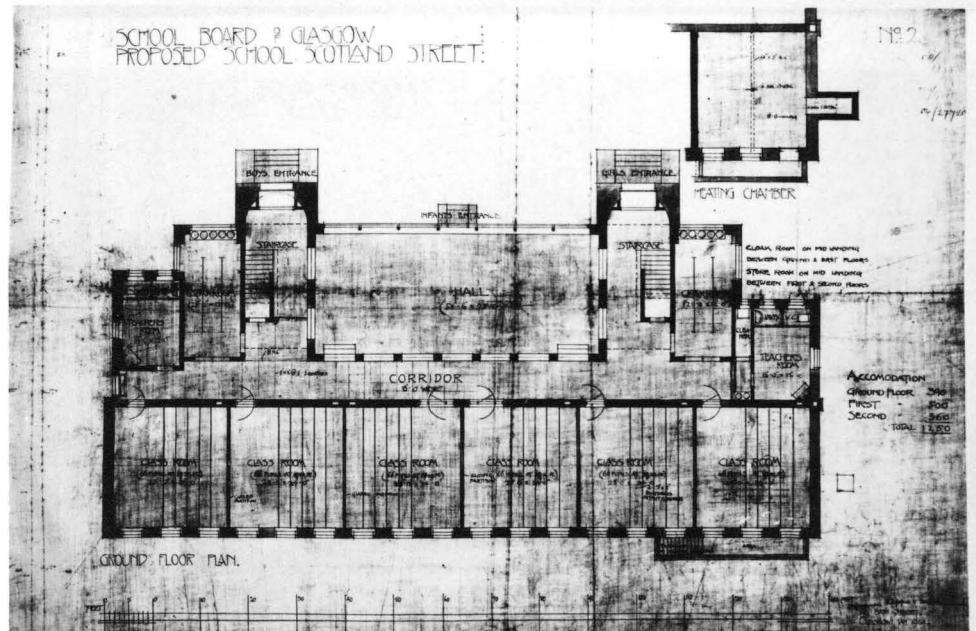
1906.

43. SCOTLAND STREET SCHOOL

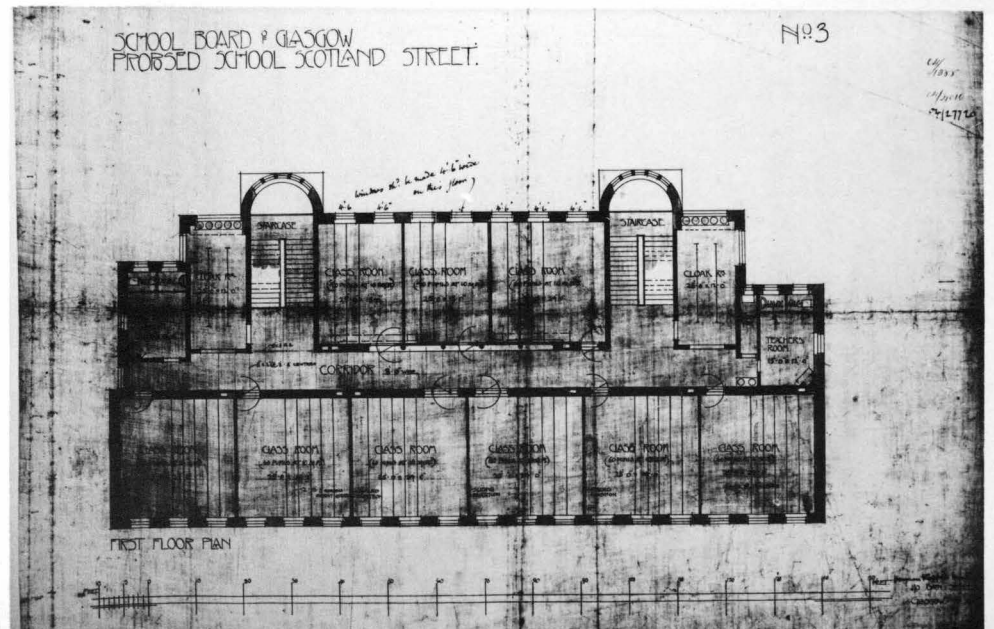
43-B
Block Plan Jan.1904.



43-C
Plan of Ground floor Jan.1904.

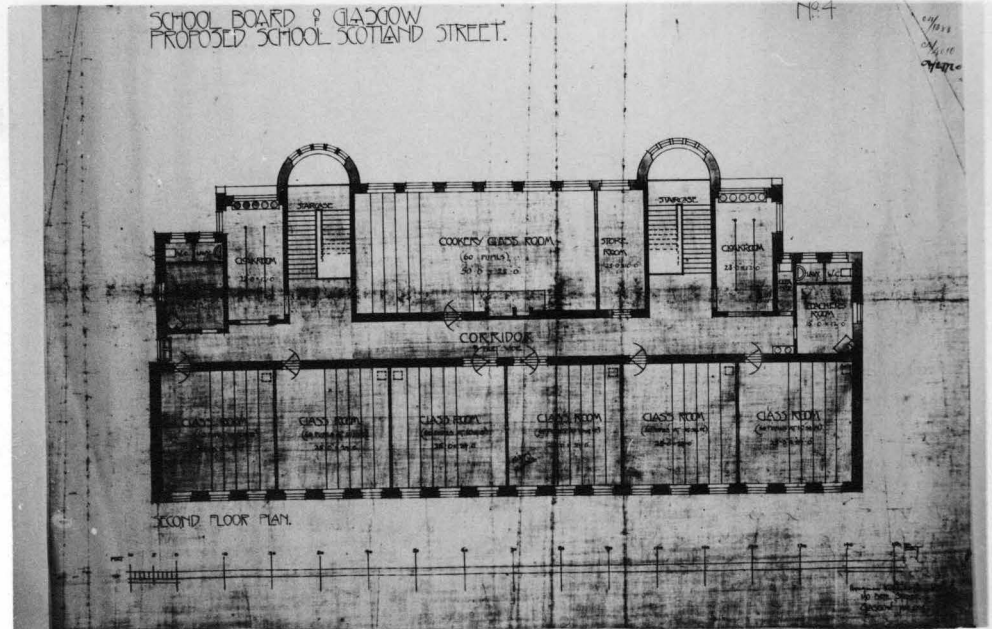


43-D
Plan of First floor Jan.1904.

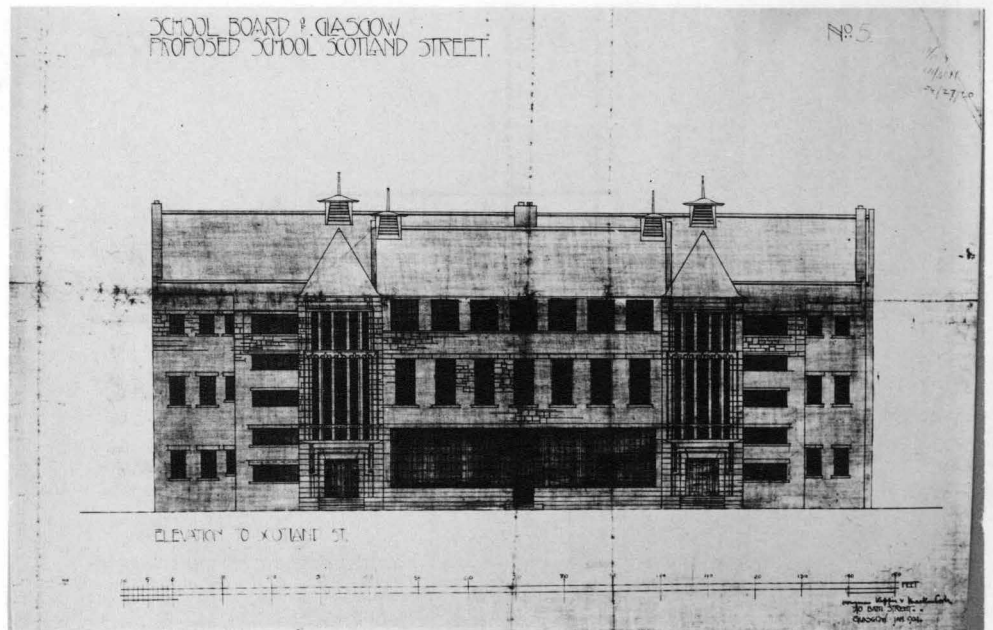


43. SCOTLAND STREET SCHOOL


43-E
Plan of Second floor
Jan. 1904.



43-F
Elevation to
Scotland St.
Jan. 1904.

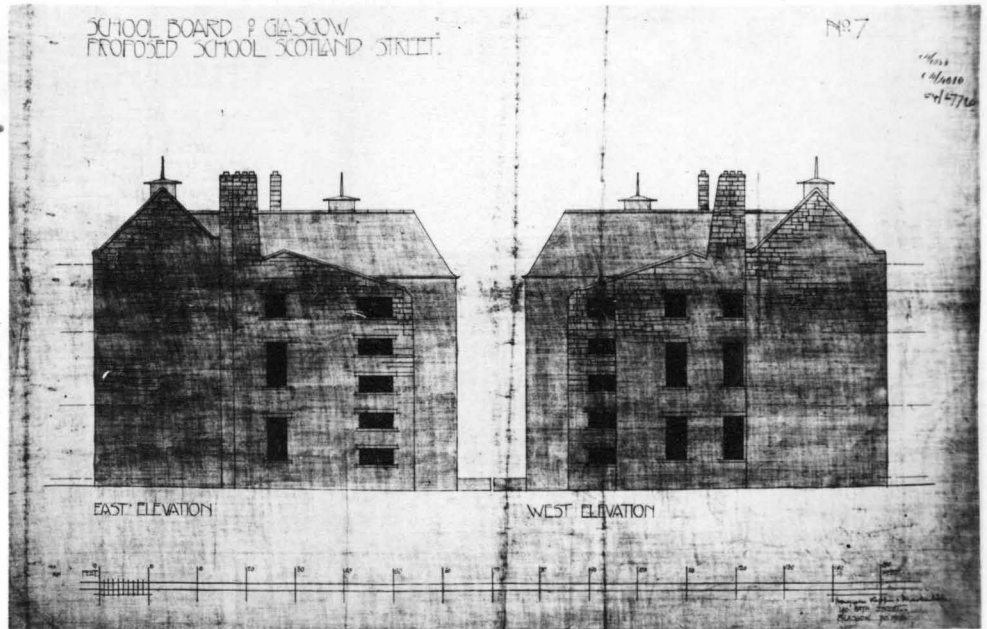


43-G
Elevation to
play grounds
Jan. 1904.

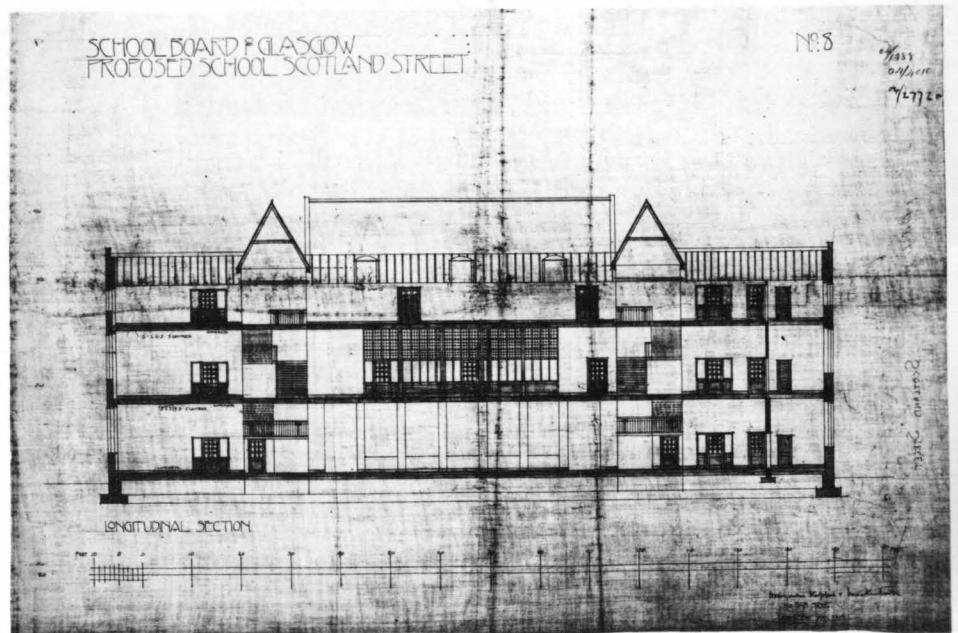


43. SCOTLAND STREET SCHOOL

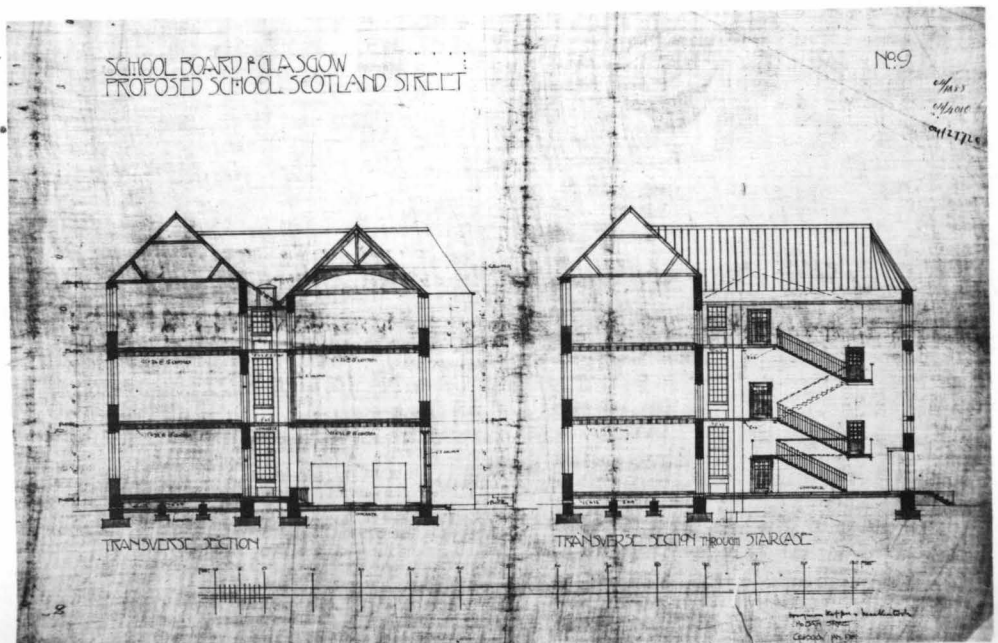
43-H
East and West
Elevation 1904.




43-I
Longitudinal
Section Jan. 1904.



43-J
Transverse
Sections Jan. 1904.



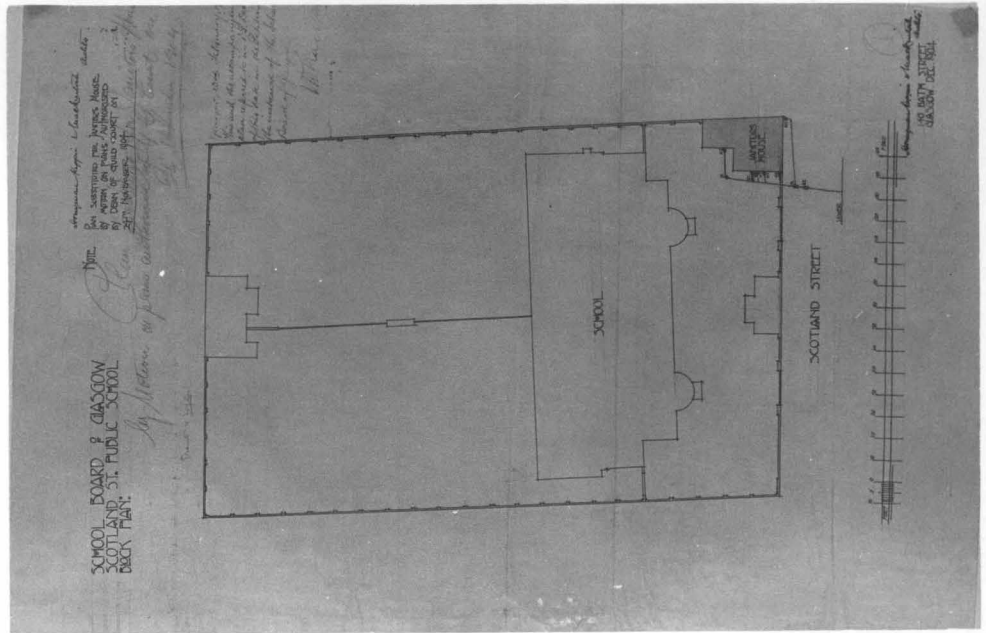
43. SCOTLAND STREET SCHOOL



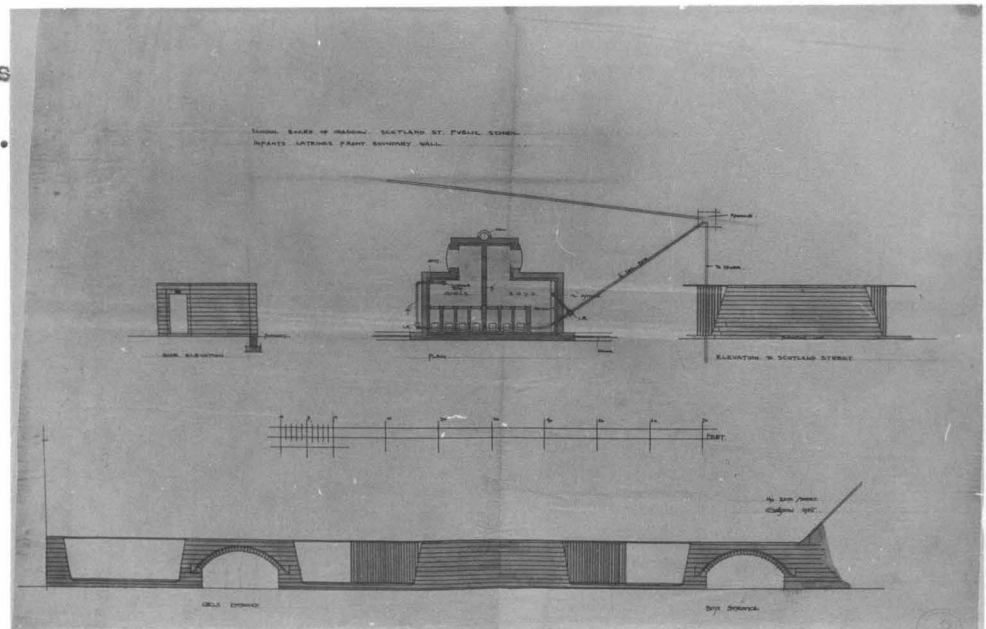
43-K
Janitor's House,
Plans, Elevations and Section
Jan. 1904.

43. SCOTLAND STREET SCHOOL

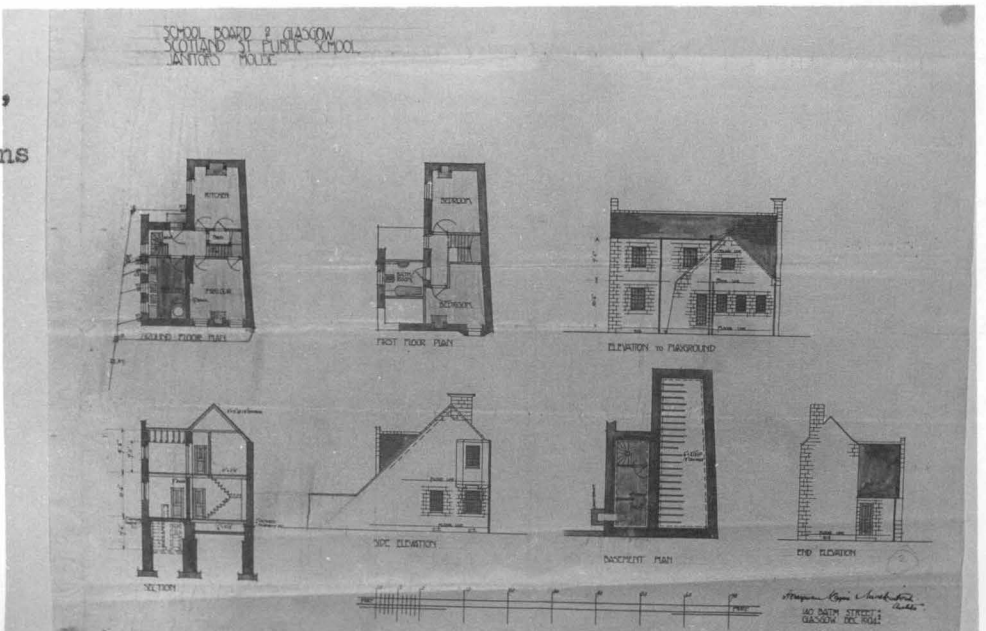
43-L
Block Plan
(re-designed)
Dec.1904.




43-M
Infants' latrines
front boundary
wall 1905.



43-N
Janitor's House,
(re-designed)
Plans, Elevations
and Section,
Dec. 1904.

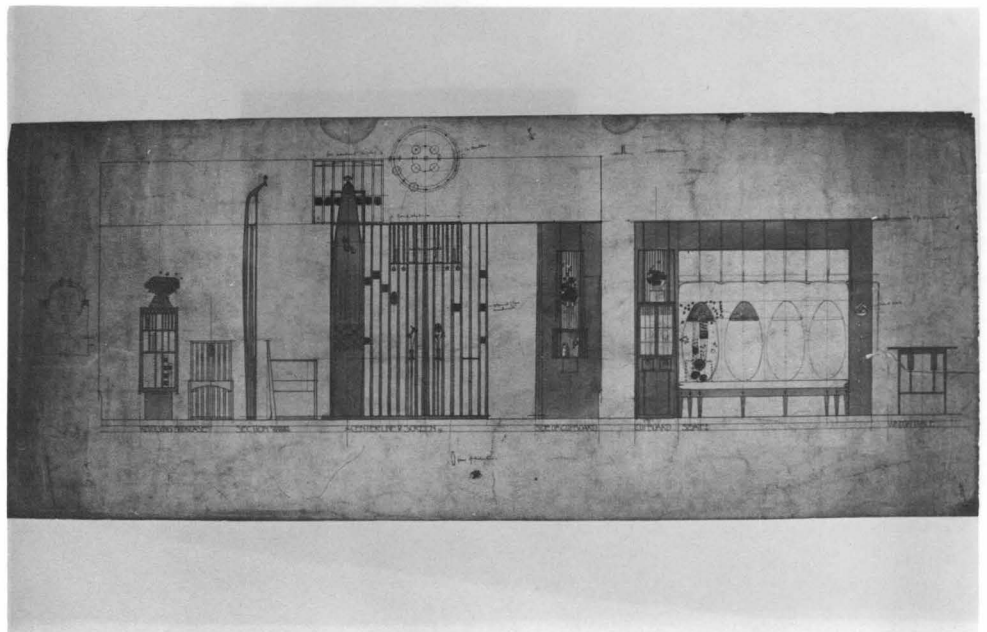




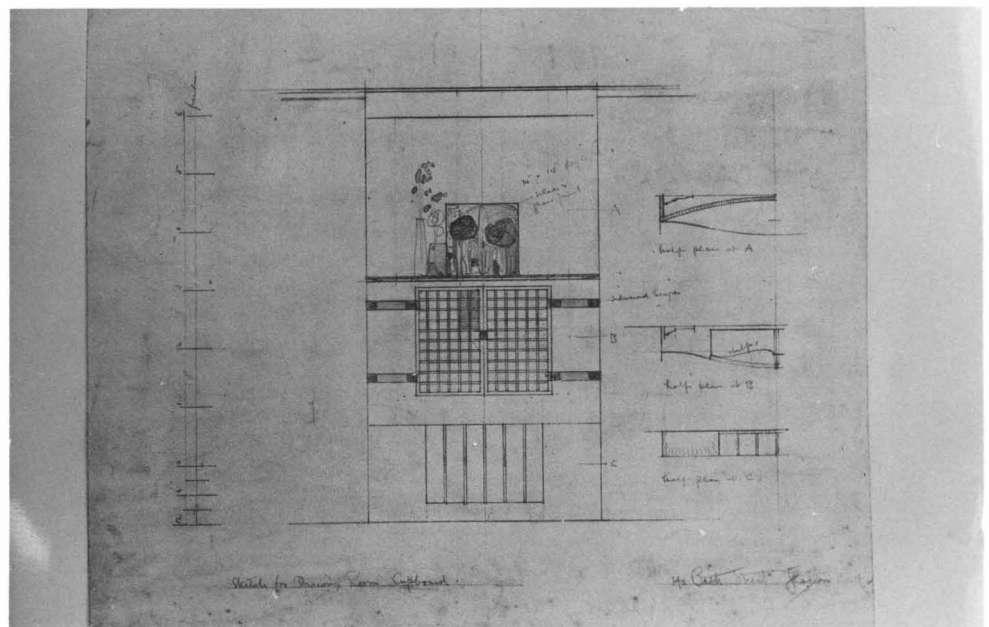
Hous' hill

Date : 1904-09
Place : Nits hill, Glasgow
Client : John Cochrane

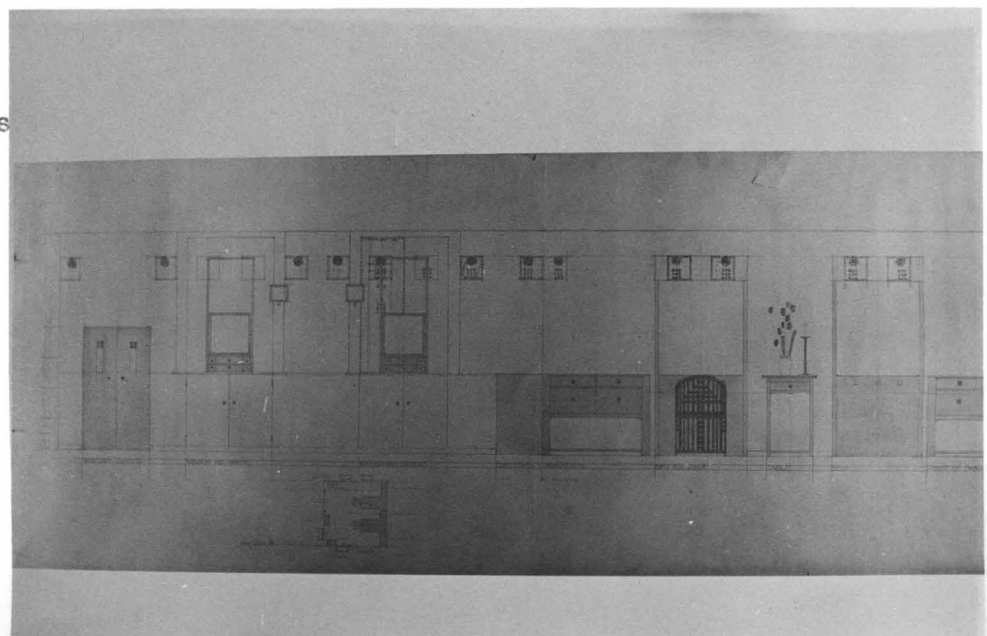
44-A
Drawing room,
Sketch of plan
and Elevation.



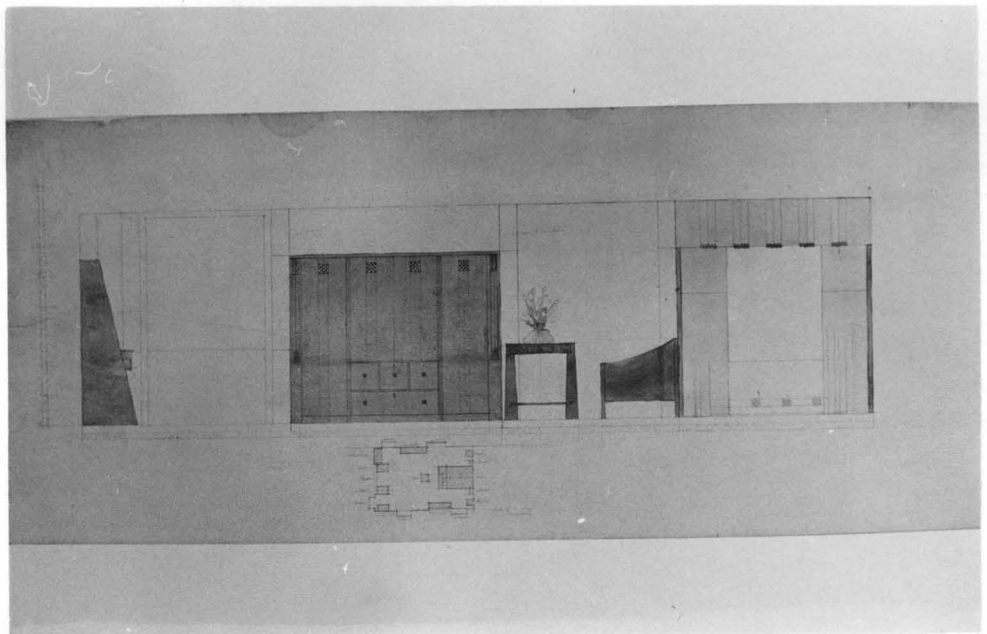
44-B
Drawing room,
Design for Cup-
board.




44-C
White Bedroom,
Plan, Elevations
of window wall
and bed wall.




44-D
Blue Bedroom,
Plan and Ele-
vation of door
wall.

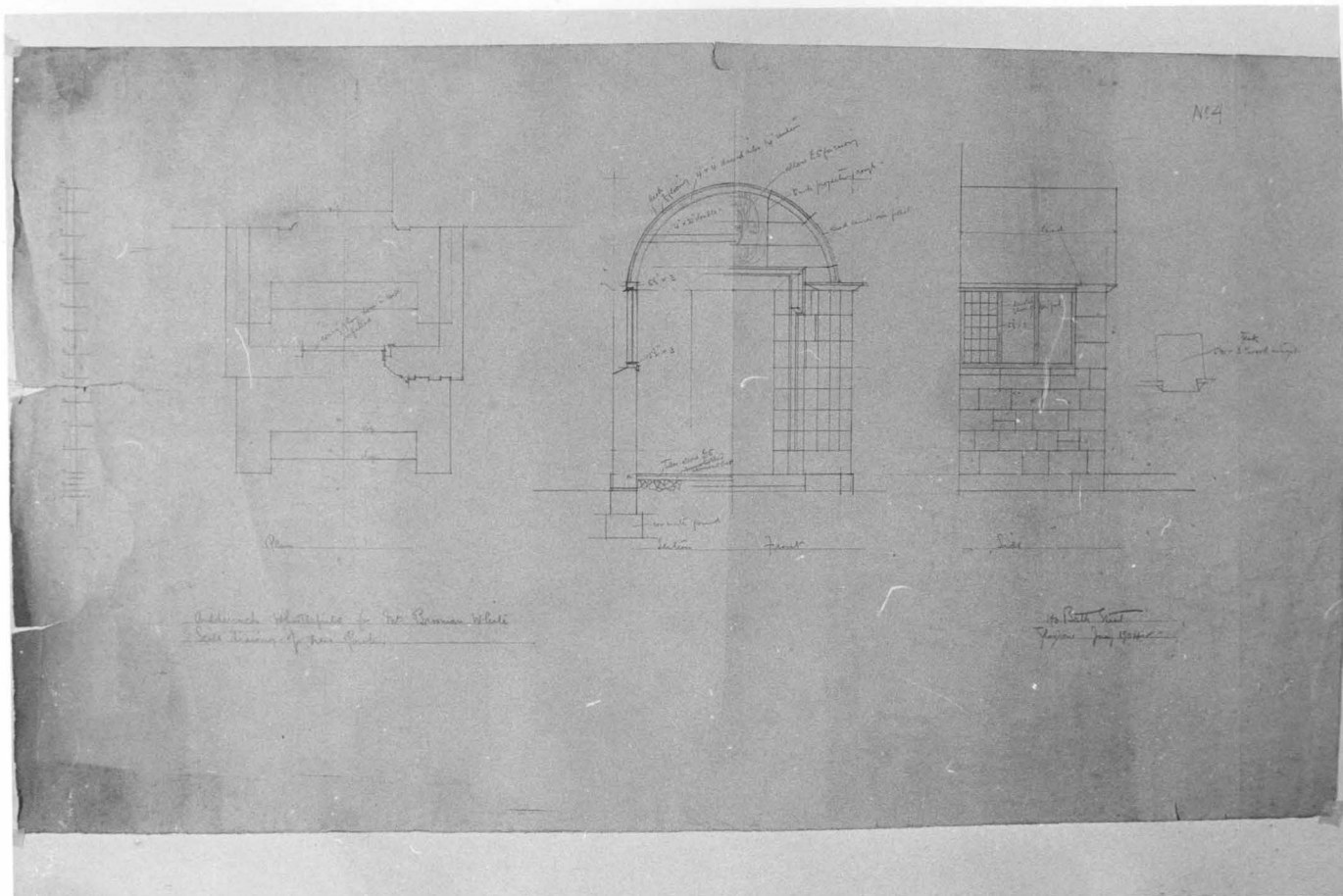


44-E
Blue Bedroom,
Couch-bed behind
wall and fire-
place wall
Elevations.



44-F
Blue Bedroom,
Elevation of
window wall.



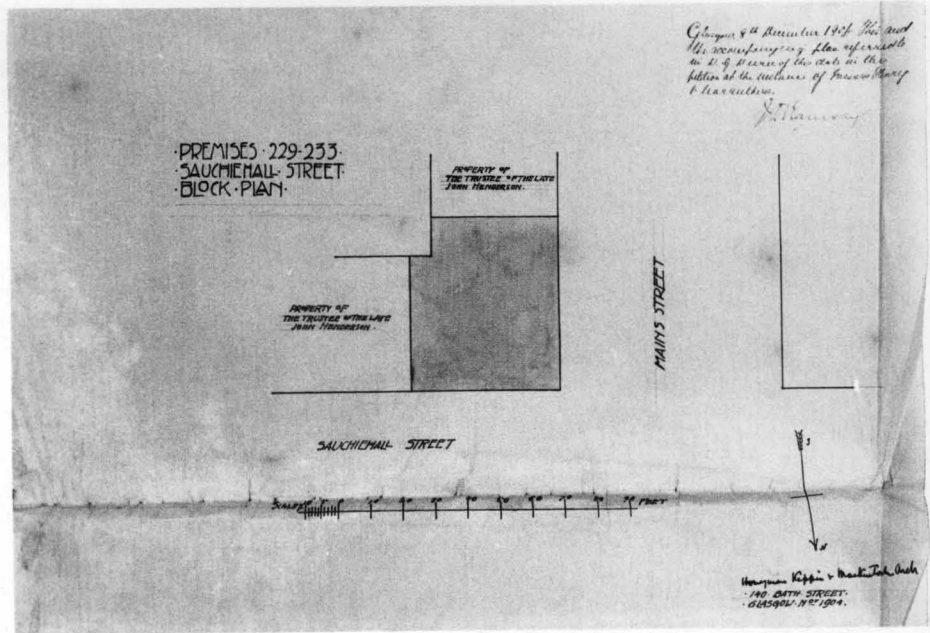


45-A
Design for new porch

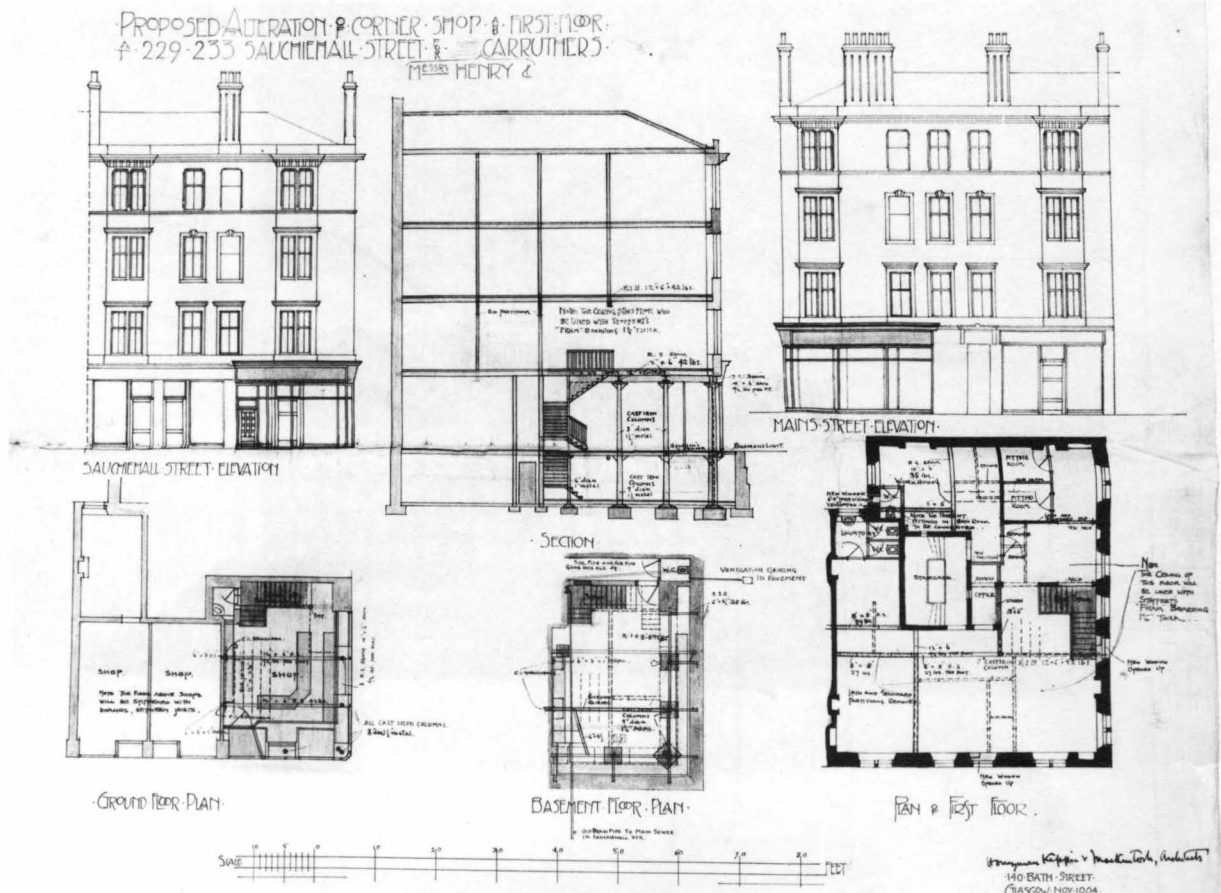
Jan. 1904.


46. SHOP AT 233 SAUCHIEHALL STREET

46-A
Block plan
Nov. 1904.



46-B
Plan of Basement, ground, First floors
and Elevations and Section. 1904.





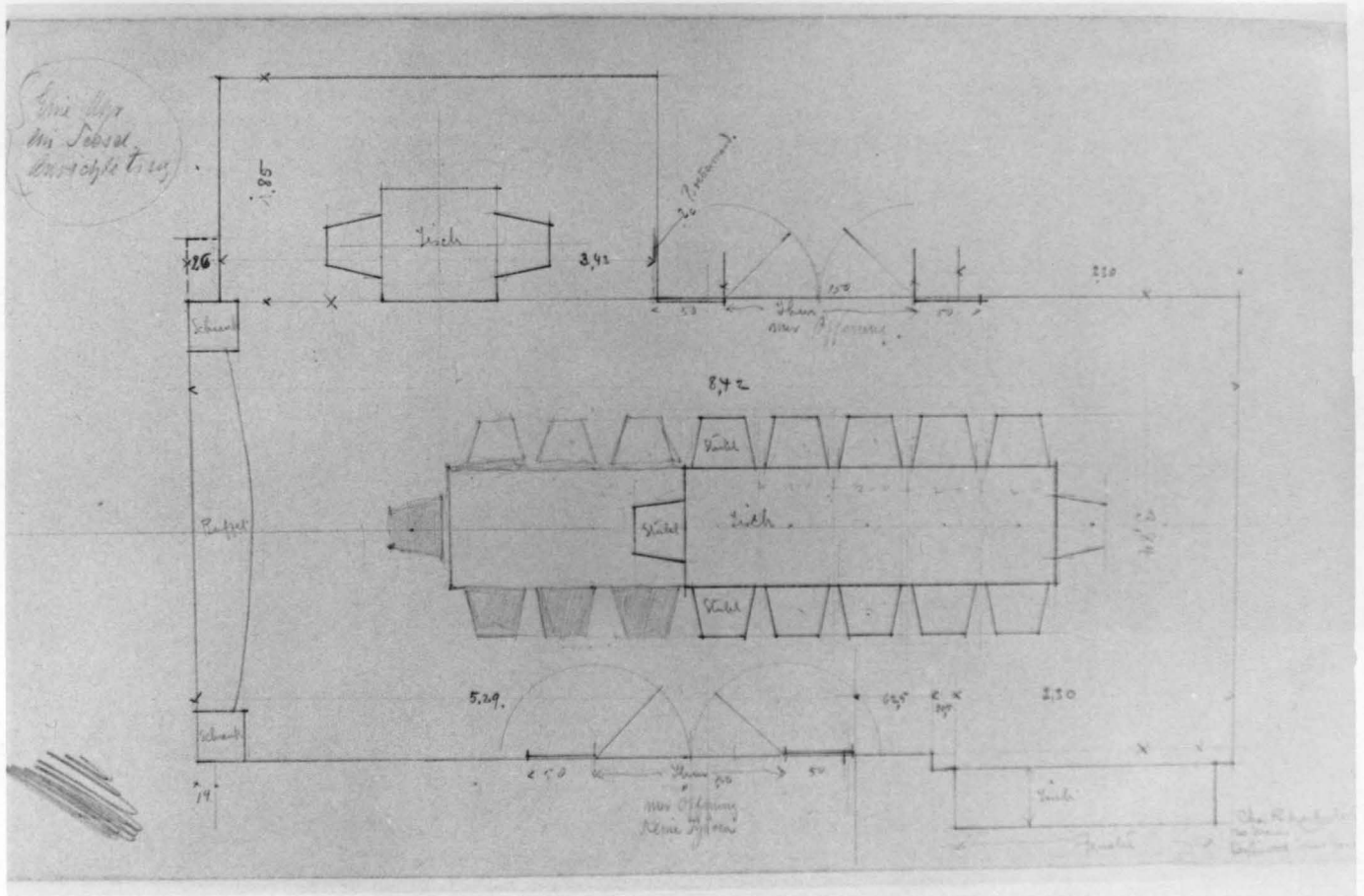
178

Client : M. H. Hall
Place : Berlin
Date : 1902

Dining Room for A.B. Ball

Date : 1905
Place : Berlin
Client : A.B. Ball

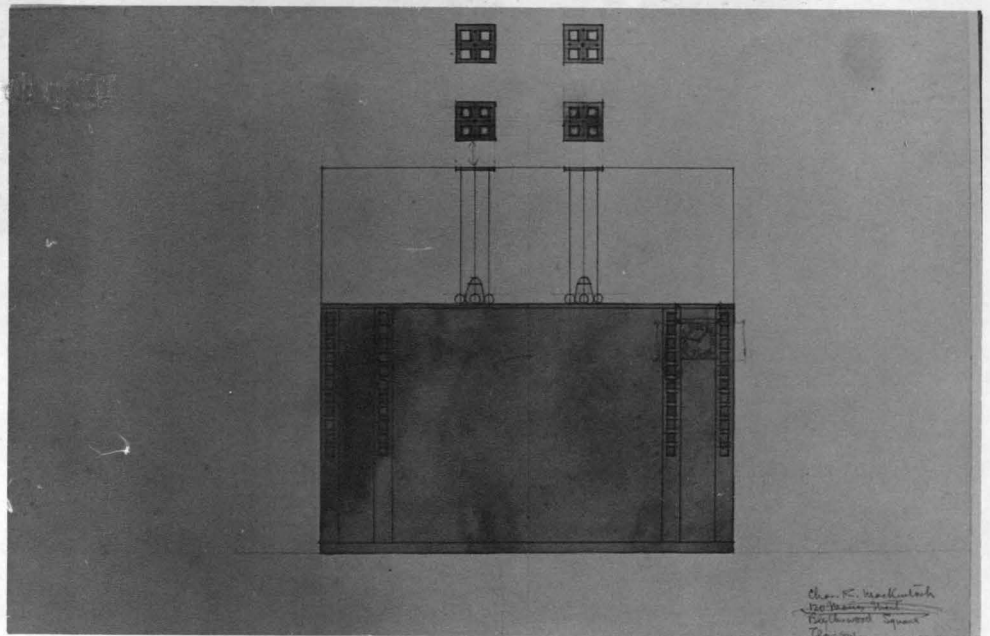
47. DINING ROOM FOR A.B.BALL



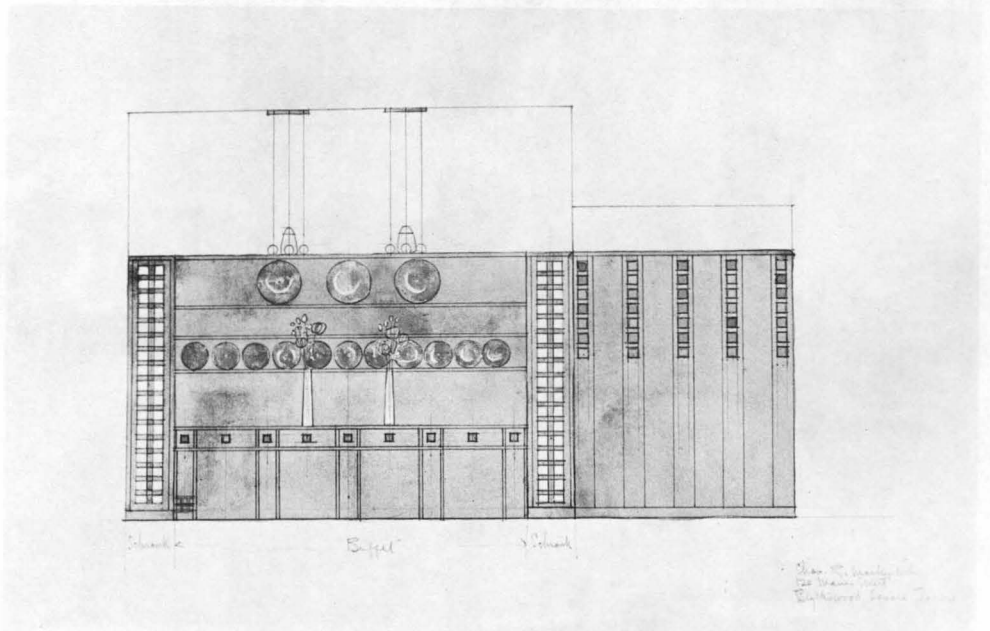
47-A
Plan of Dining room.

47. DINING ROOM FOR A.B.BALL

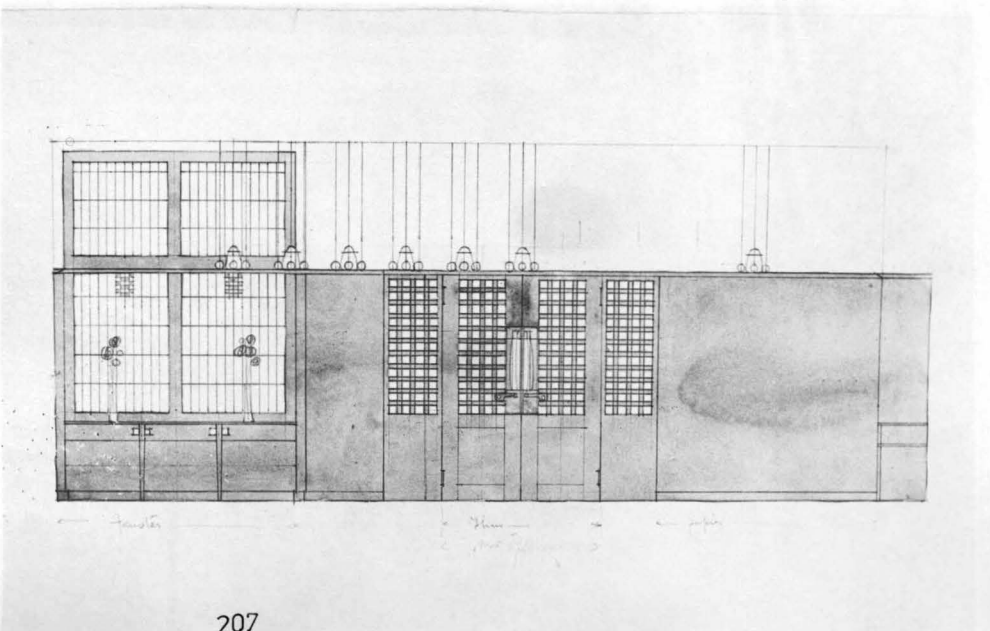
47-B
Elevation of
clock wall.



47-C
Elevation of
cupboard wall.



47-D
Elevation of
window wall.

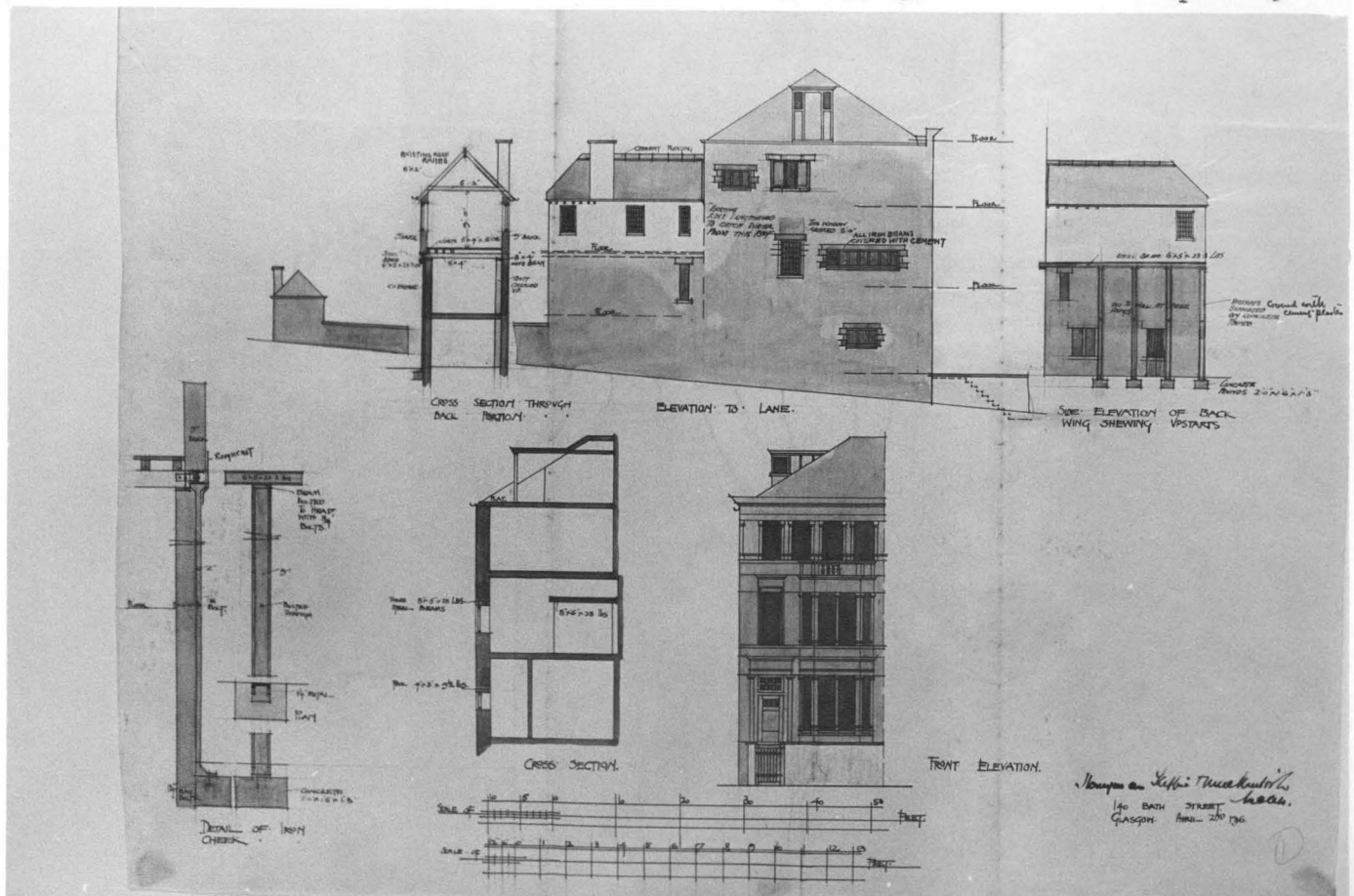
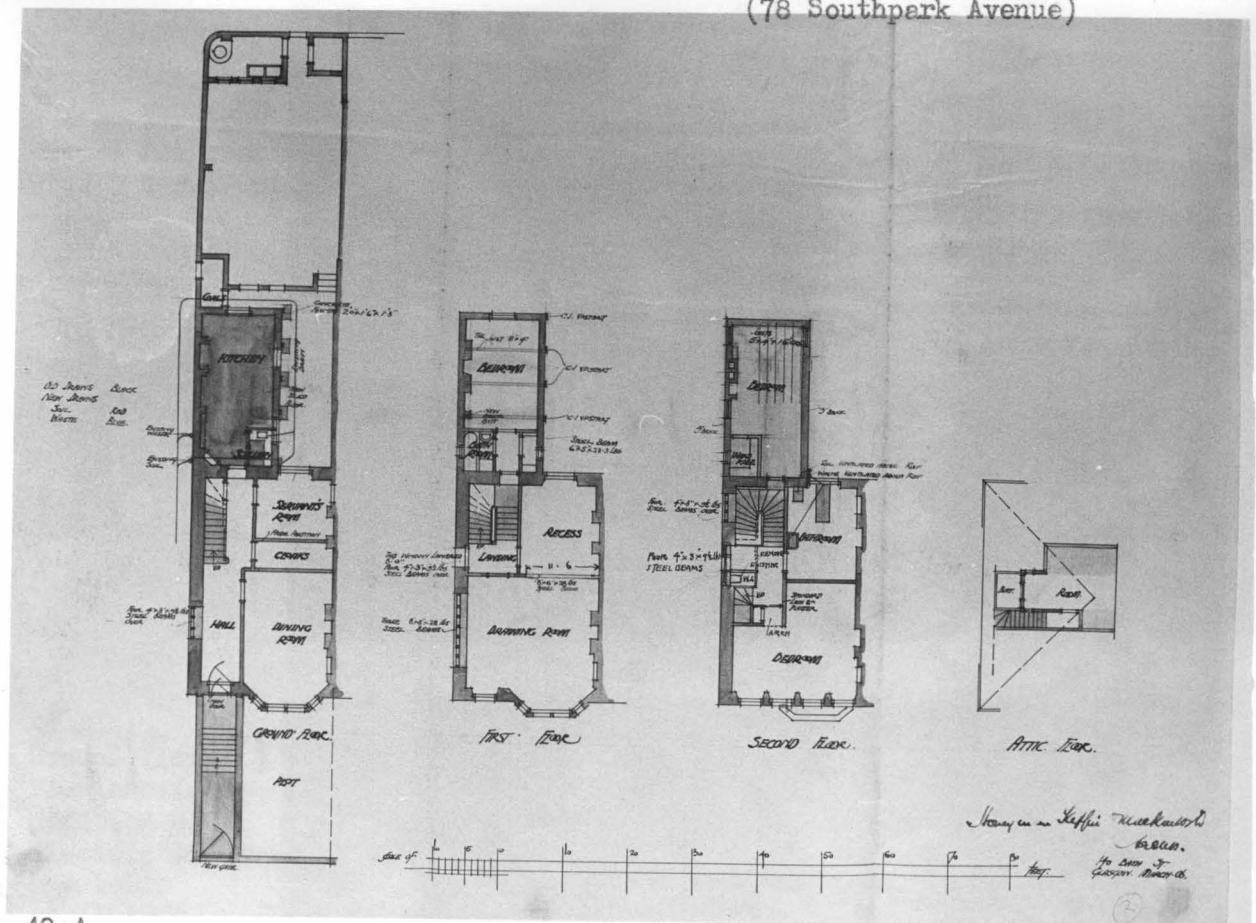




6 Florentine Terrace

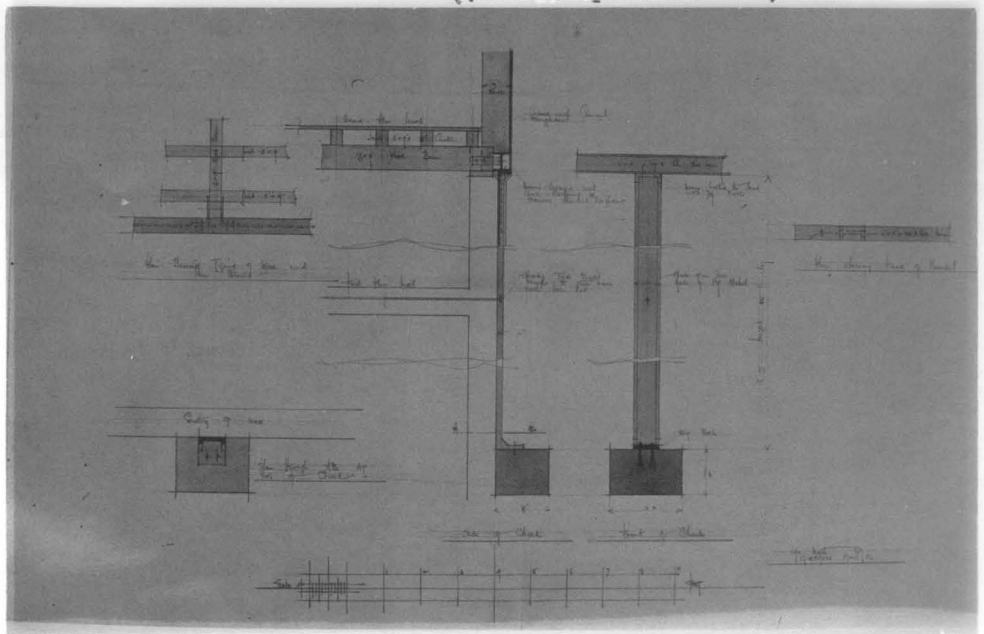
Date : 1906
Place : 6 Florentine Terrace, (78 Southpark Avenue), Glasgow
Client : Charles Rennie Mackintosh

48. 6.FLORENTINE TERRACE
(78 Southpark Avenue)

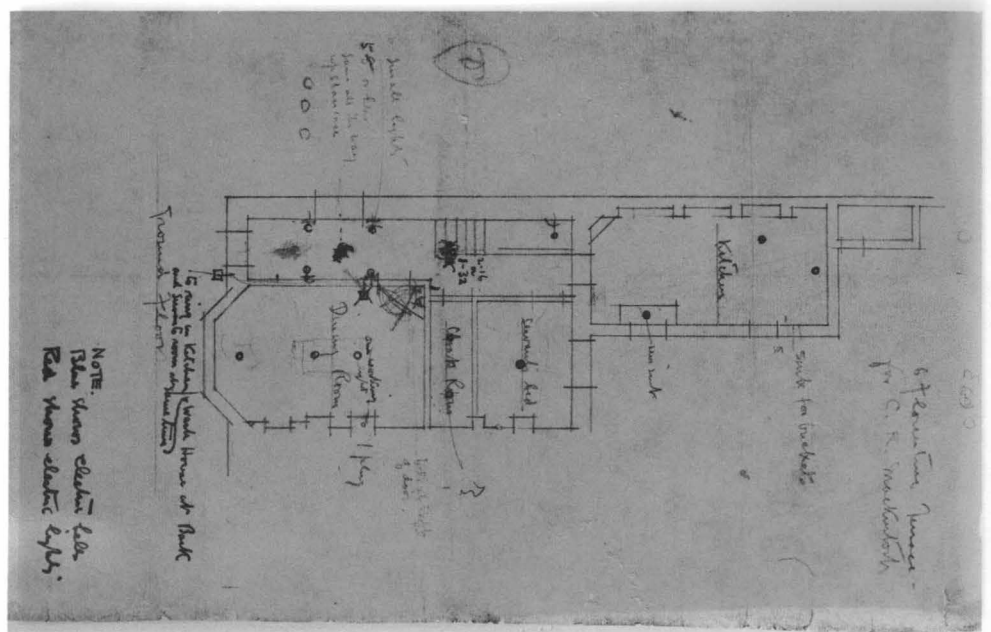


48.6 FLORENTINE TERRACE
(78 Southpark Avenue)

48-C
Design for iron
checks for rear
wing Apr. 1906.



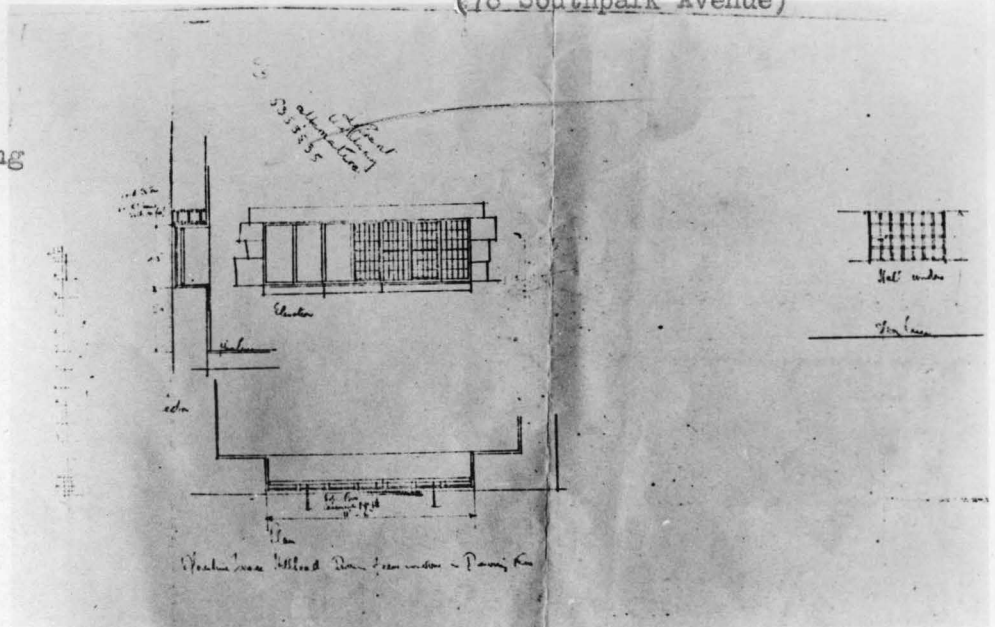
48-D
Ground floor,
Plan showings
position of
electric light
and bells
April 1906.



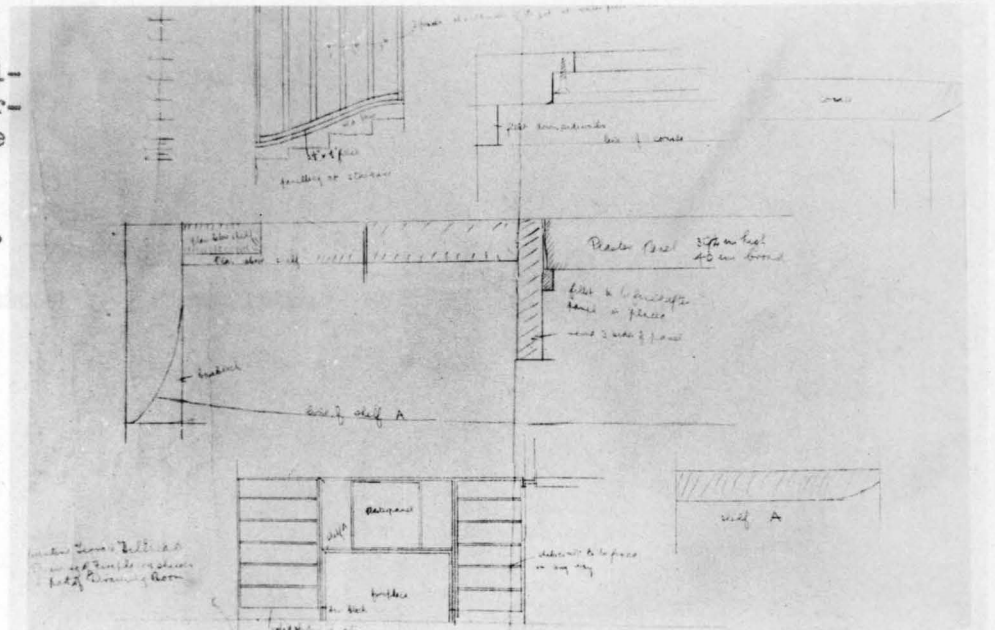
48-E
Design for
front door 1906.

48. 6 FLORENTINE TERRACE
(78 Southpark Avenue)

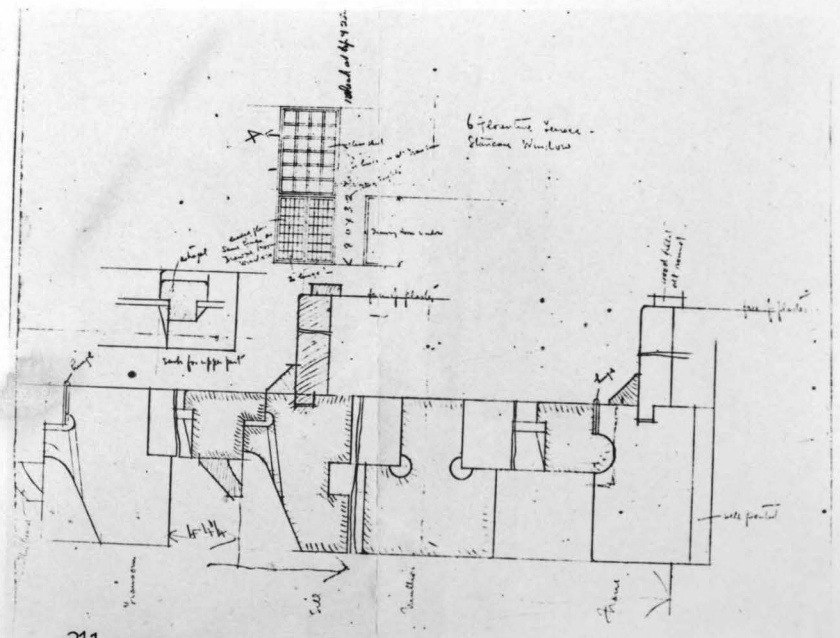
48-F
Design for
window in Drawing
room and Hall
1906.




48-G
Designs for panel-
ling on the stair-
case, and for the
fireplace and
shelves in the
studio 1906.



48-H
Design for staircase
window 1906.



49. EXHIBITION STAND FOR WILKINSON,
HEYWOOD & CLARK LTD.



49-A
Plan and Elevations Sept. 1906.




Auchinibert


Date : 1906-1908
Place : Auchinibret, Killearn, Stirlingshire
Client : F.J.Shand

50. AUCHINBERT


50-A
Perspective,
East-North
Drawing by
A.G. Henderson.



50-B
Preliminary
perspective,
East-North.

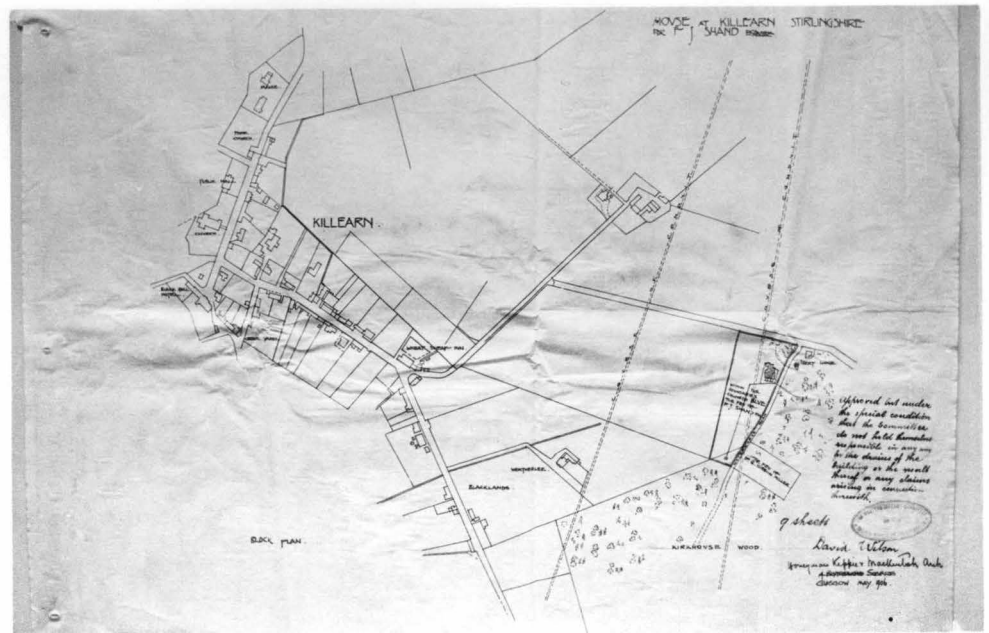


50-C
Preliminary
perspective,
West-South.

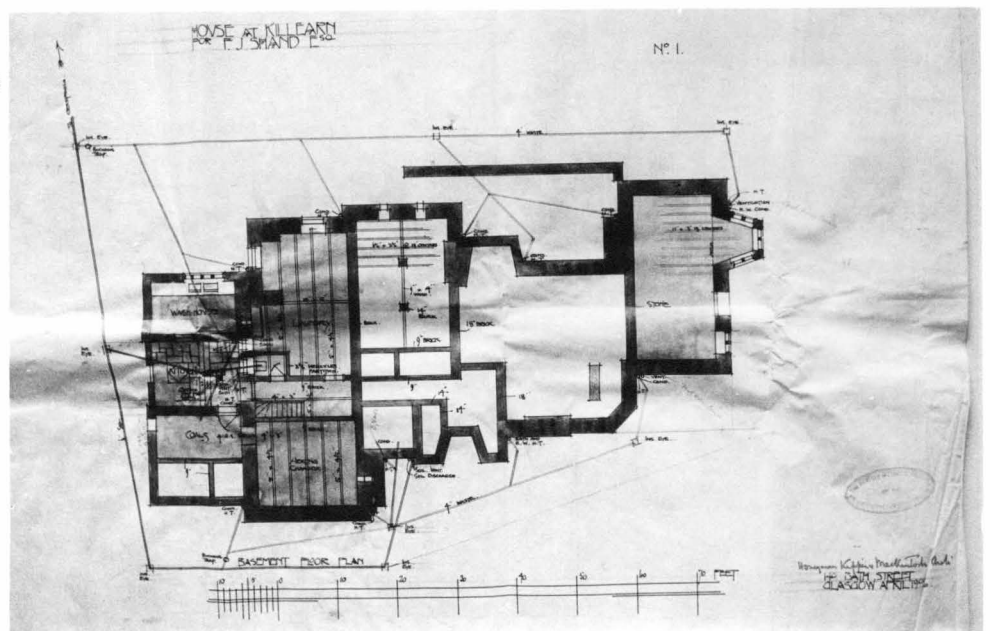


50. AUCHINBERT

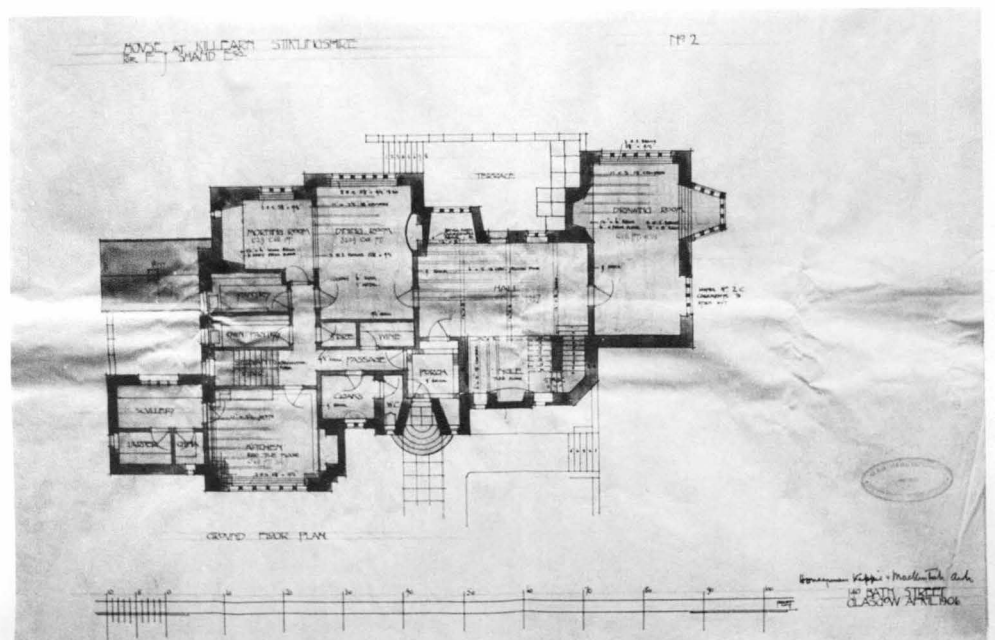
50-D
Block Plan
May 1906.



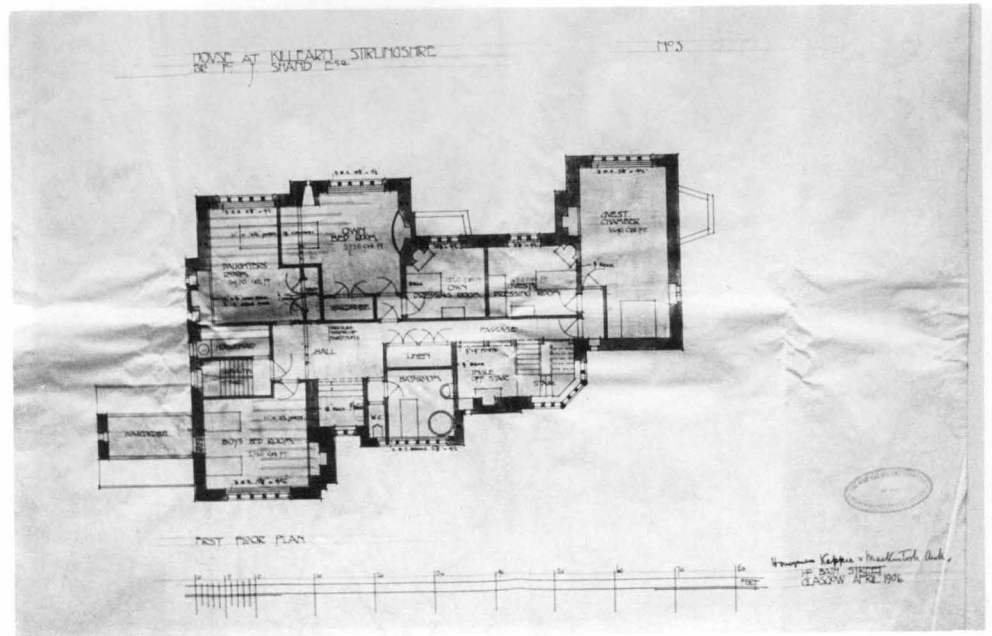
50-E
Plan of Basement
April 1906.



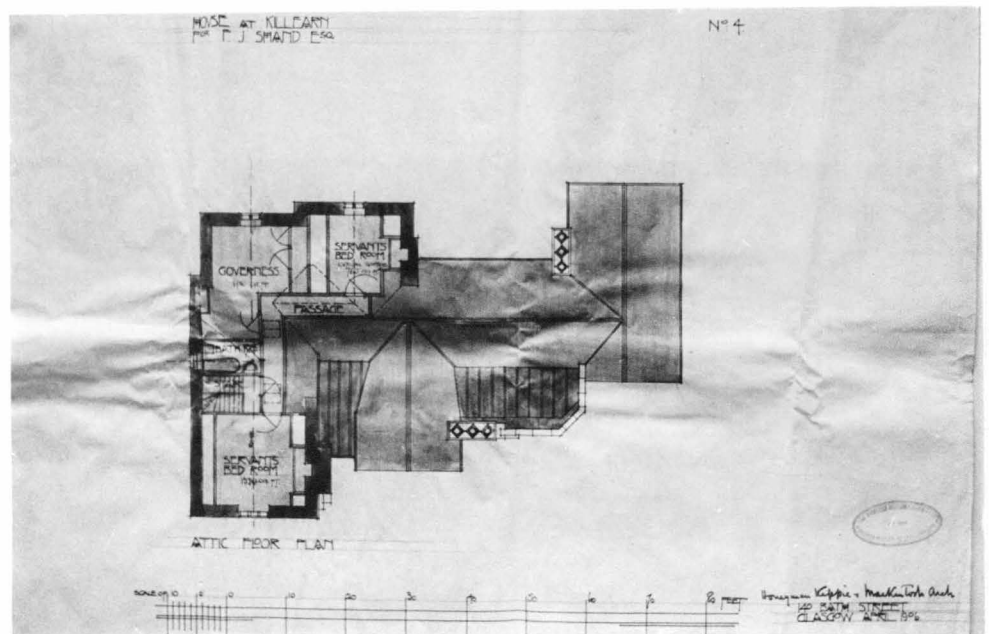
50-F
Plan of Ground
April 1906.



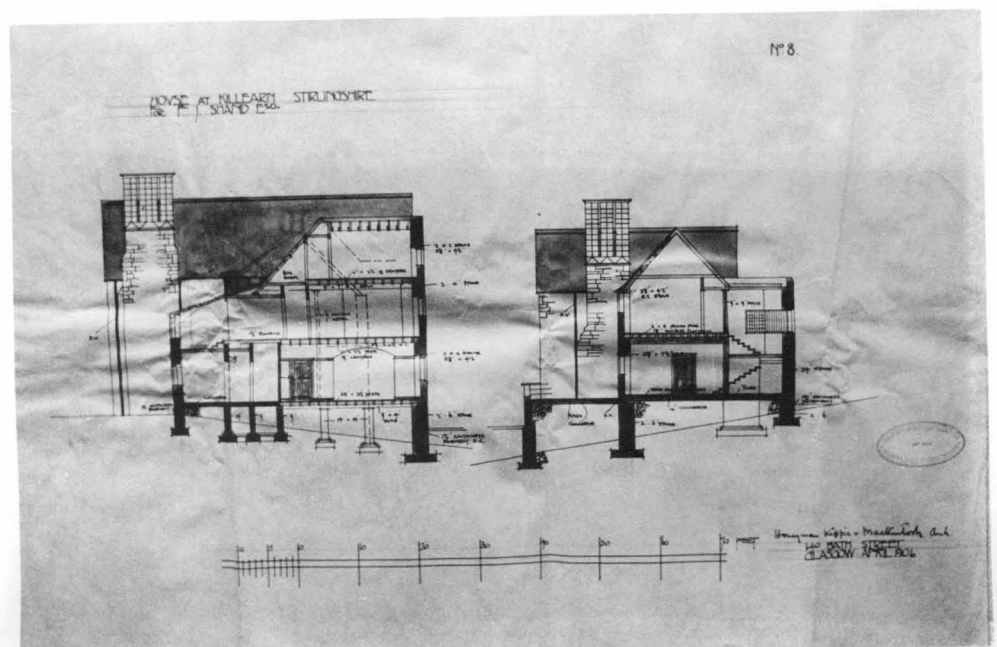
50-G
Plan of First
floor
April 1906.




50-H
Plan of Attic
floor
April 1906.



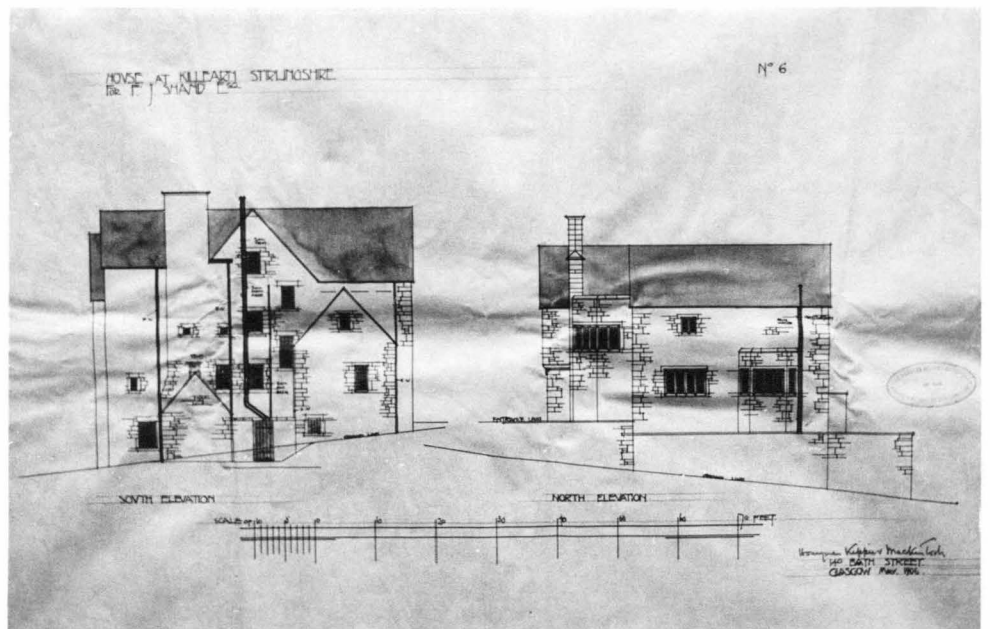
50-I
Cross Sections
April 1906.




50-J
East Elevation
May 1906.



50-K
South and North
Elevations
May 1906.

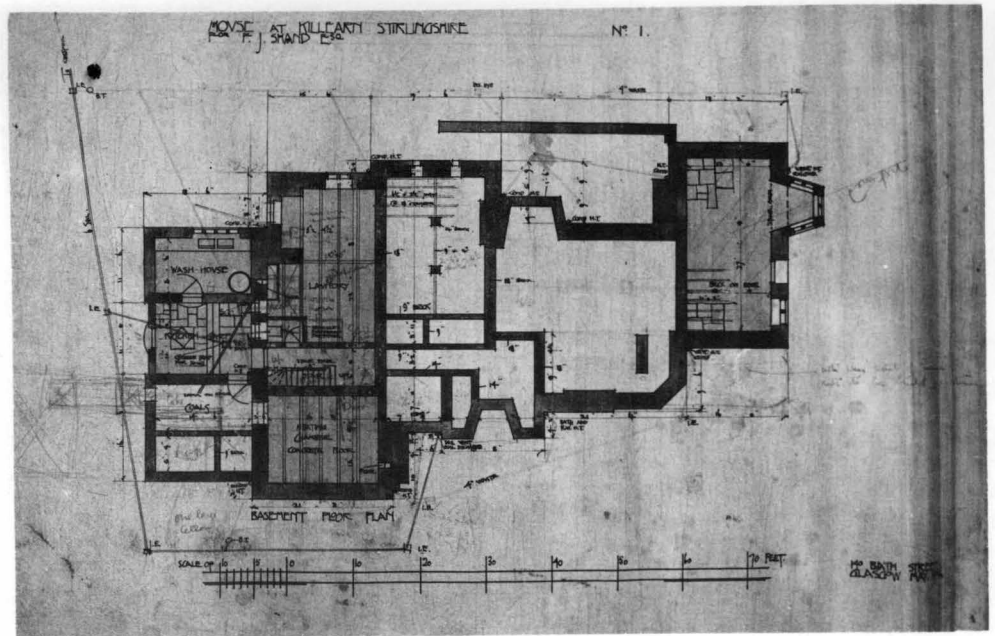


50-L
West Elevation
April 1906.

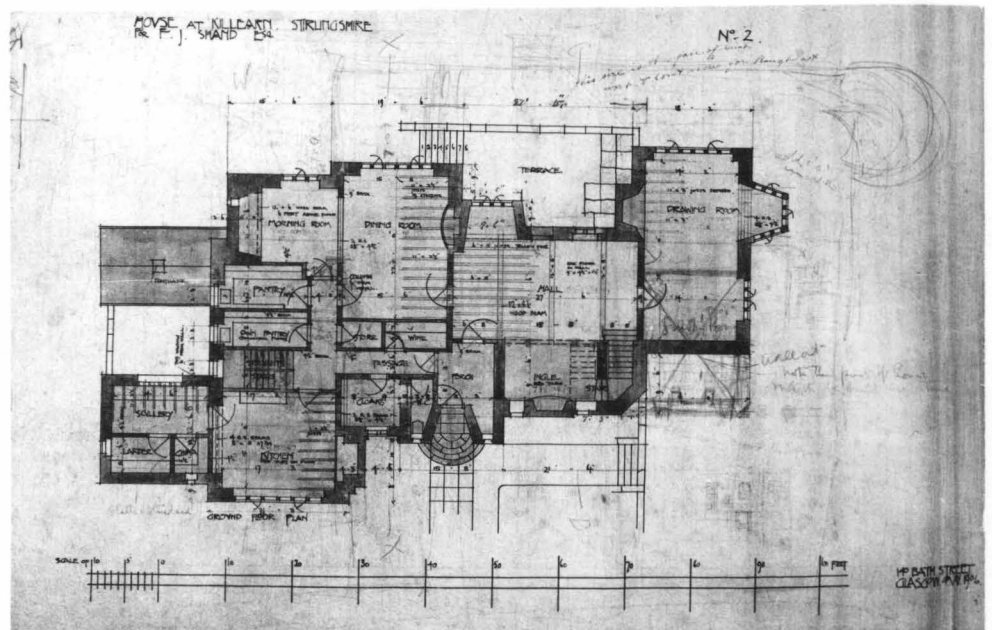


50. AUCHINIBERT

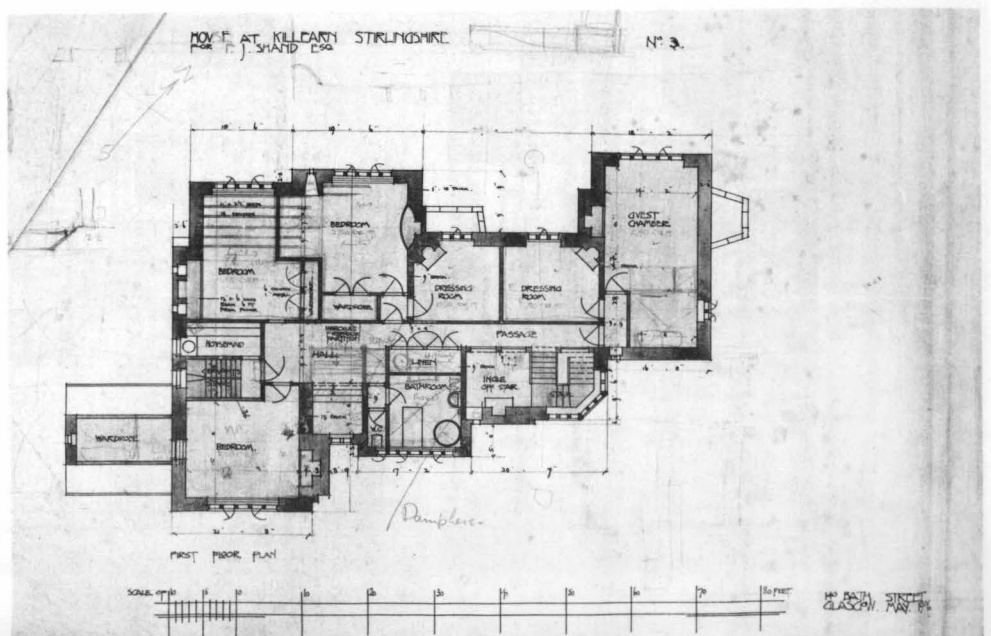
50-E (a)
Plan of Basement
May 1906.



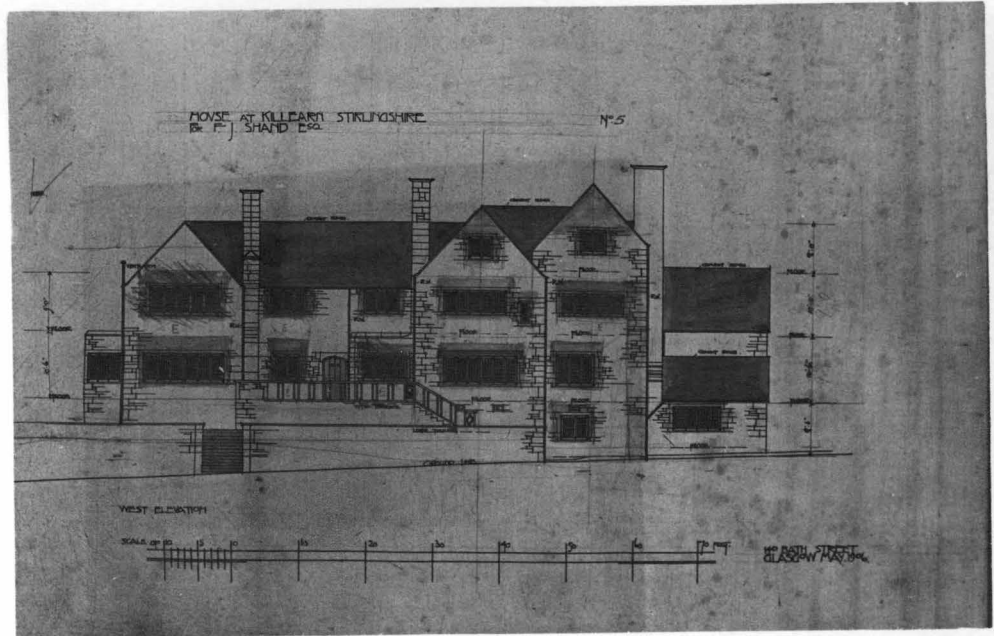
50-F (a)
Plan of Ground
May 1906.



50-G (a)
Plan of First
May 1906.

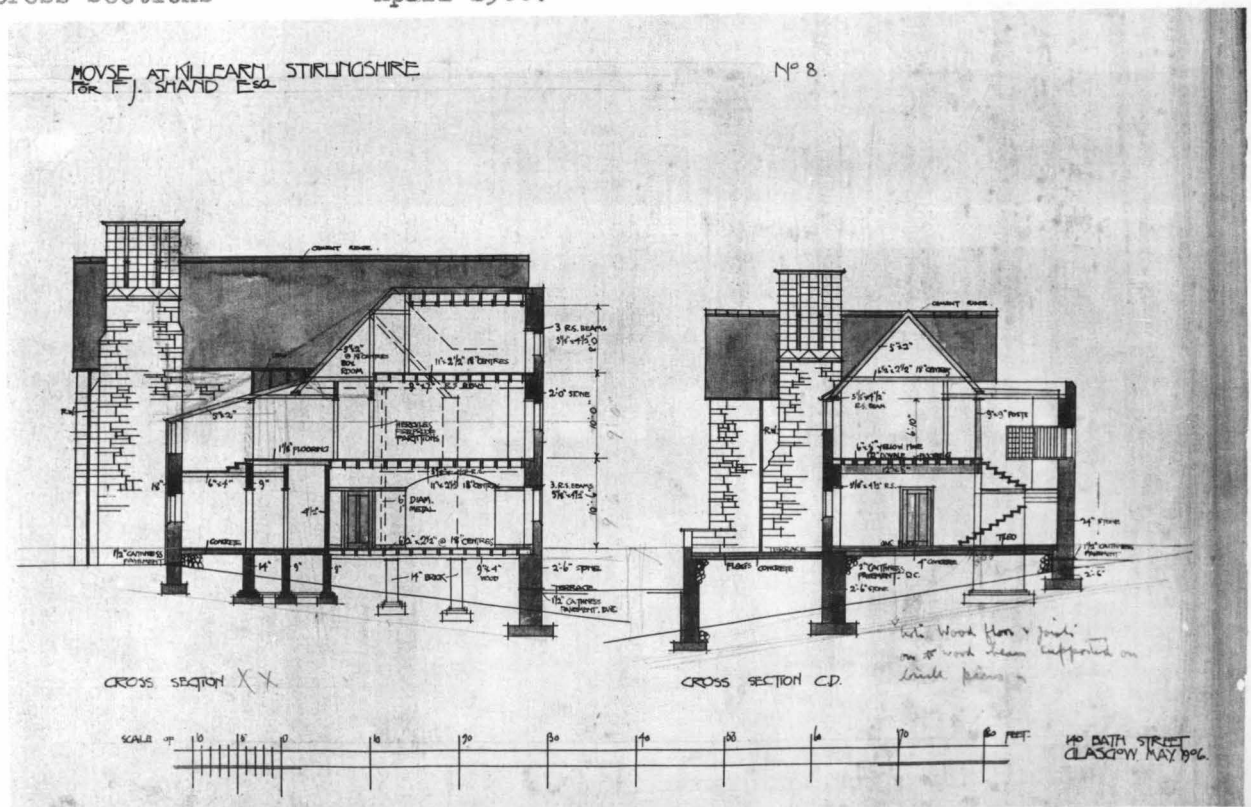


50-J (a)
East Elevation
May 1906.



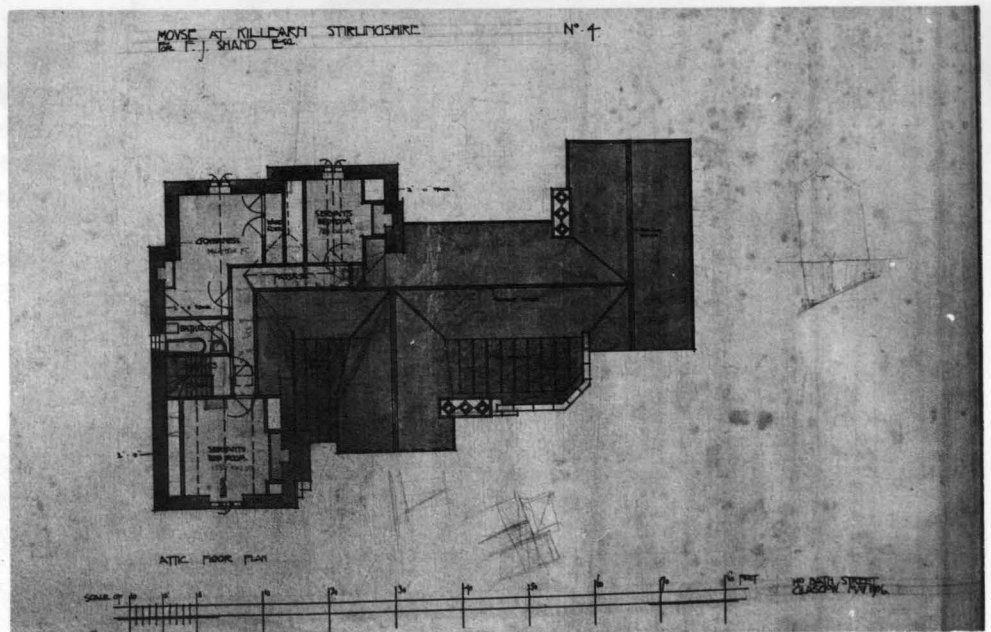
50-I (a)
Cross Sections

April 1906.

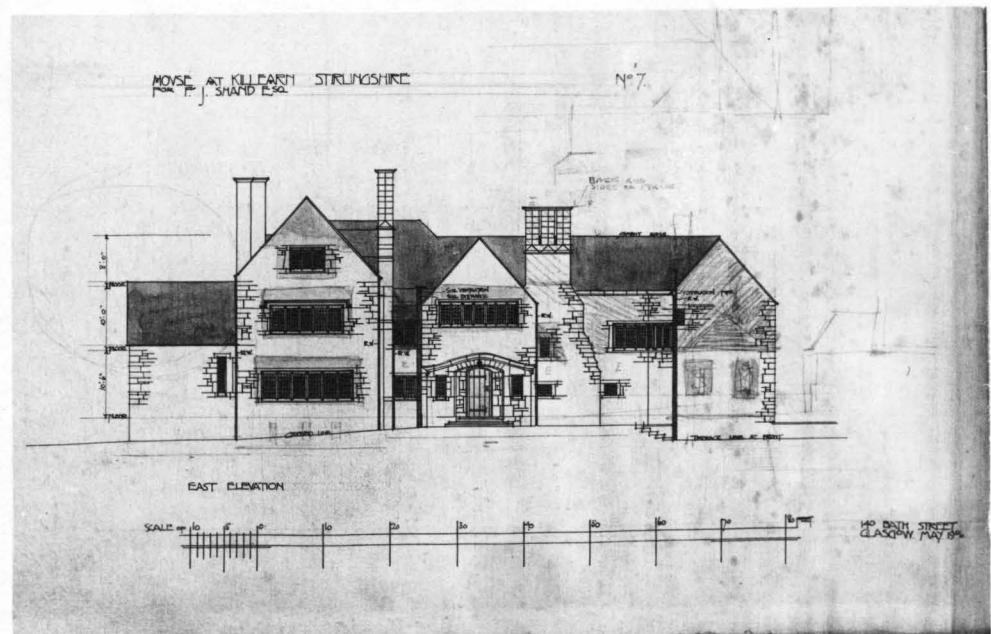


50. AUCHINIBERT

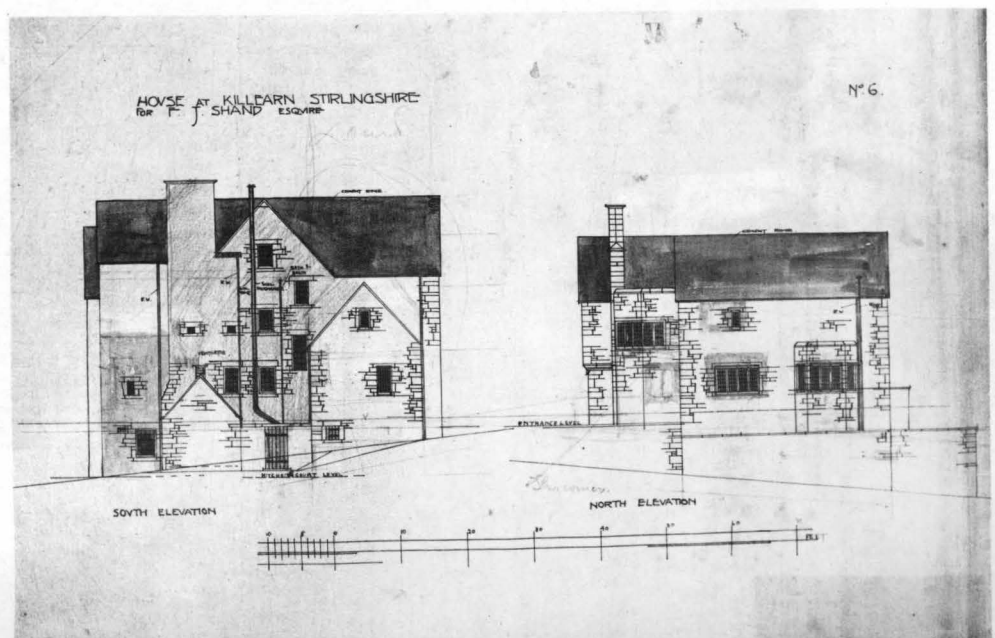
50-H (a)
Plan of Attic
May 1906.




50-L (a)
West Elevation
May 1906.



50-K (a)
South & North
Elevations
May 1906.



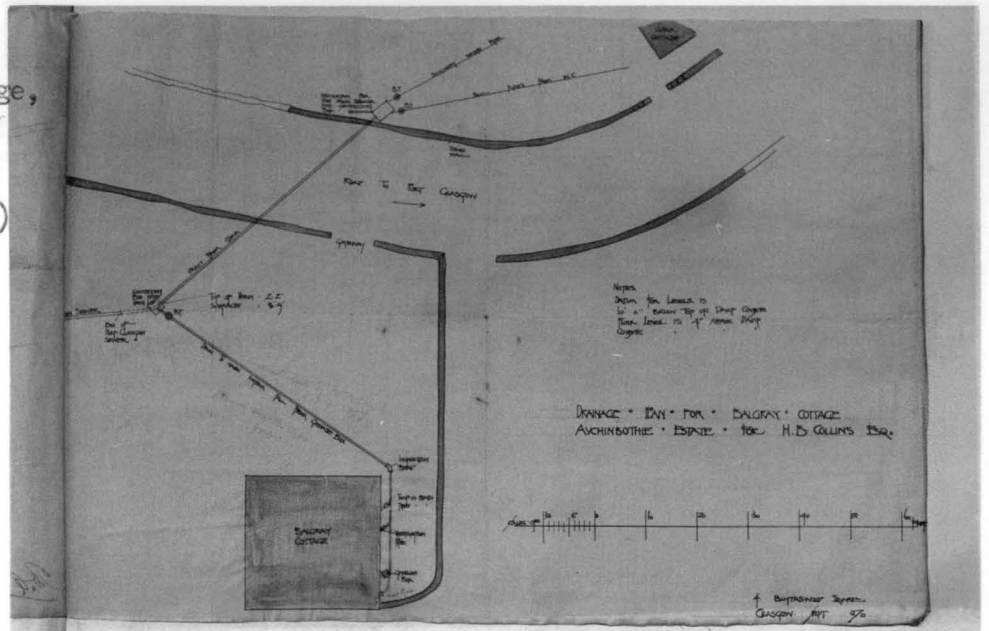


Mossyde

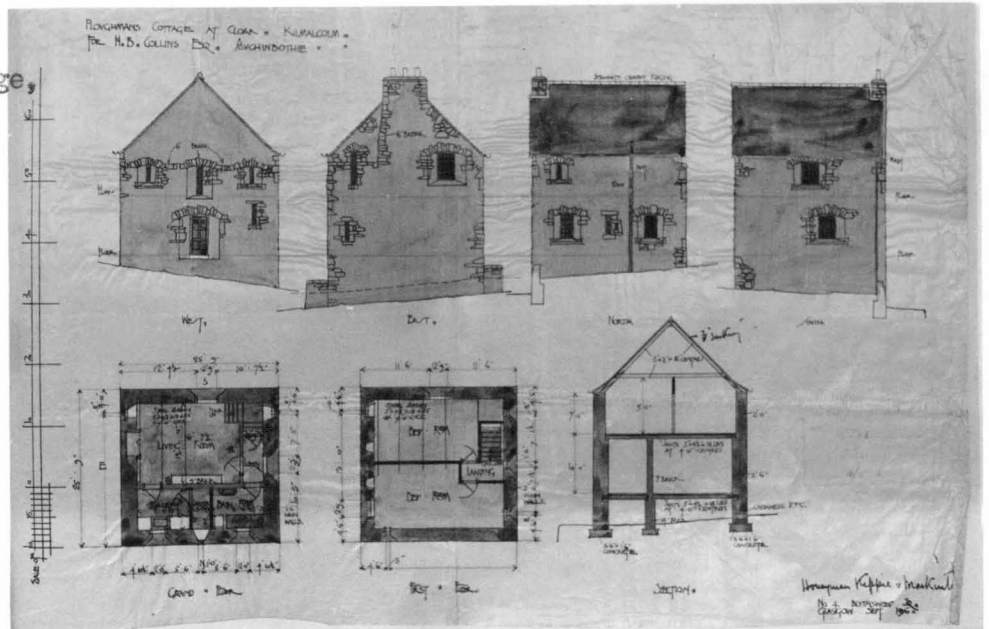
Date : 1906-1915
Place : Cloak, Kilmacolm, Renfrewshire
Client : Hugh Brown Collins

51. MOSSYDE

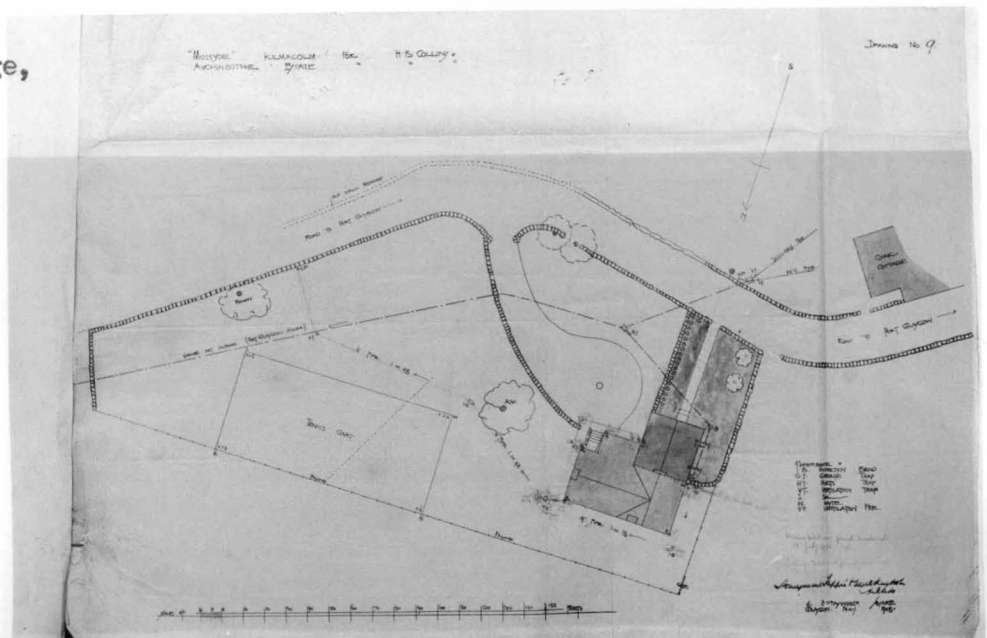
51-A
Plougman's Cottage,
Block Plan and
drains
Sept. 1907.
(Re-presented)



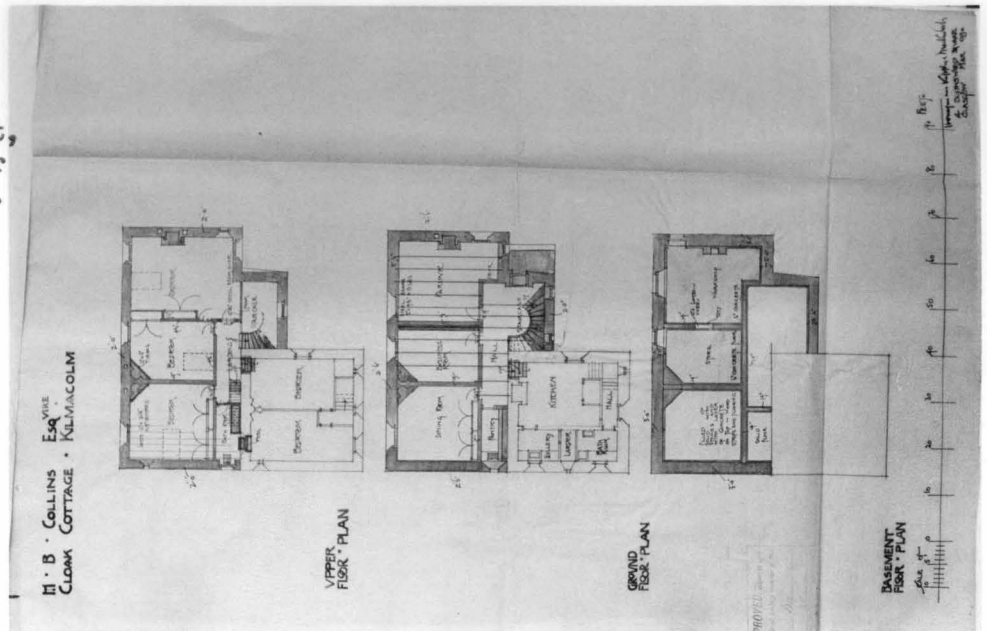
51-B
Plougman's Cottage,
Plan of Ground
First floor,
Elevations and
Section.
Sept. 1906.



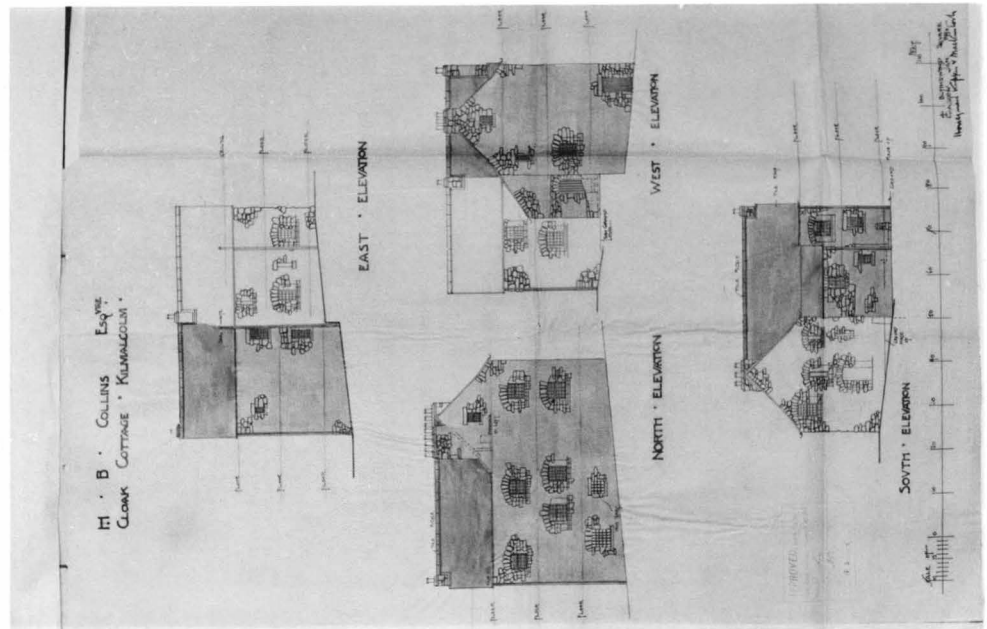
51-C
Clock Cottage,
Block Plan and
drains
May 1908.



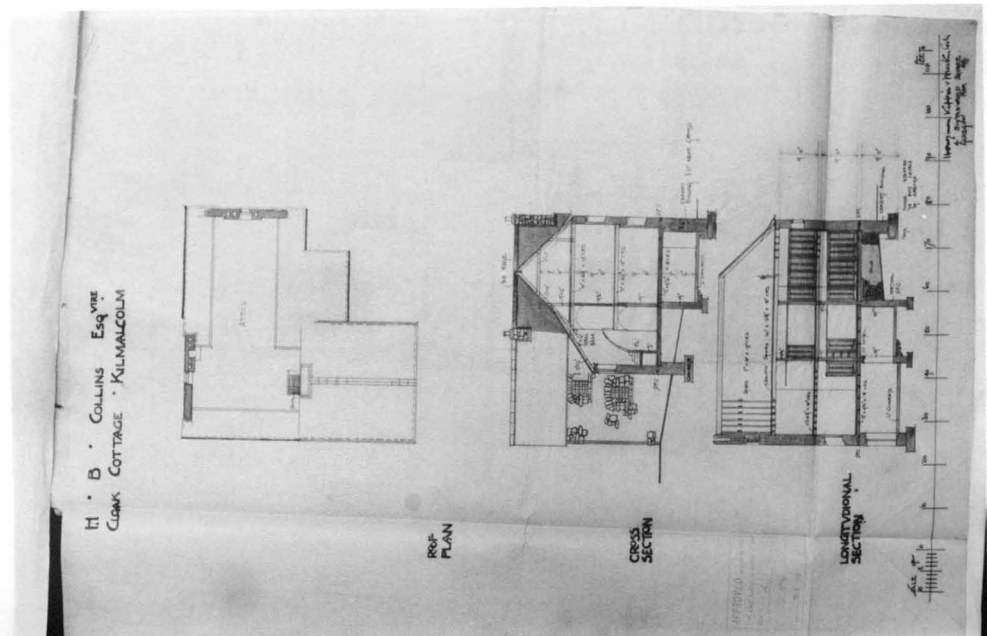
51-D
Clock Cottage,
Plan of Basement,
Ground and Upper
floors Mar.1908.



51-E
Clock Cottage,
Elevations
Jan.1908.

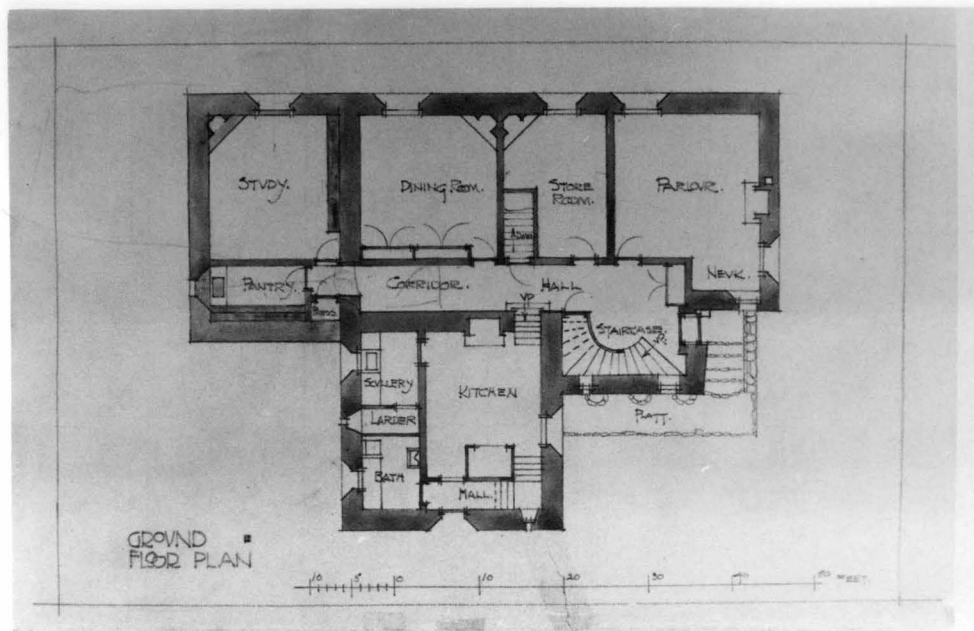


51-F
Clock Cottage
Plan of Attic
and Sections
March 1908.

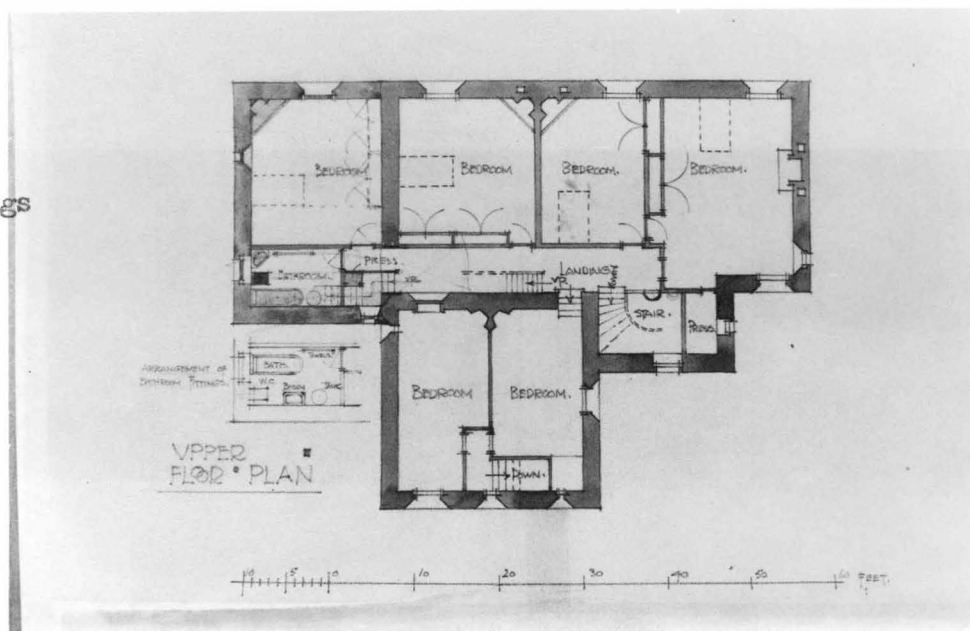


51. MOSSYDE

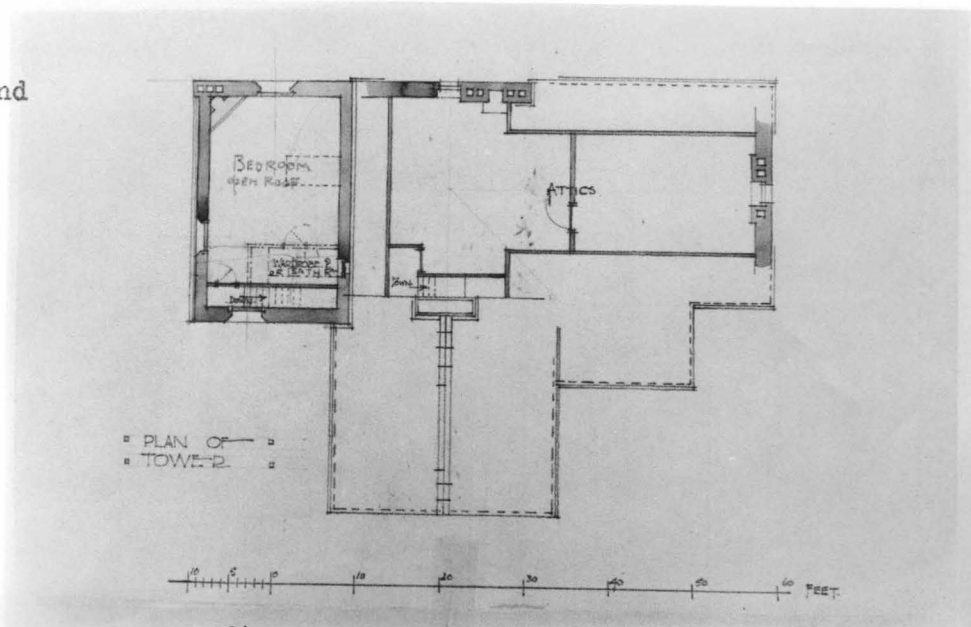
51-G
Mossyde,
Plan of Ground
floor c.1913.



51-H
Mossyde,
Plan of Upper
floor and
arrangement of
bathroom fittings
c.1913.




51-I
Mossyde,
Plan of tower and
Attic floor
c.1913.

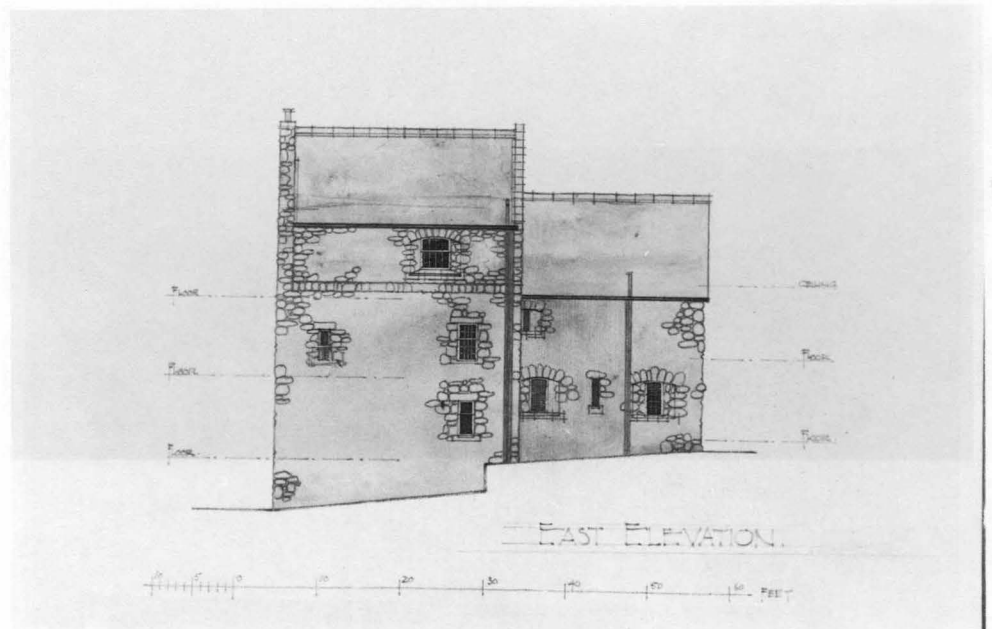


51. MOSSYDE


51-J
Mossyde,
South Elevation
c.1913.



51-K
Mossyde,
East Elevation
c.1913.



51-L
Mossyde,
North Elevation
c.1913.



The Glasgow School of Art



The Glasgow School of Art

Second Stage

Dean of Guild

Date of decree 14th Nov. 1907

Completed 11th Nov. 1909

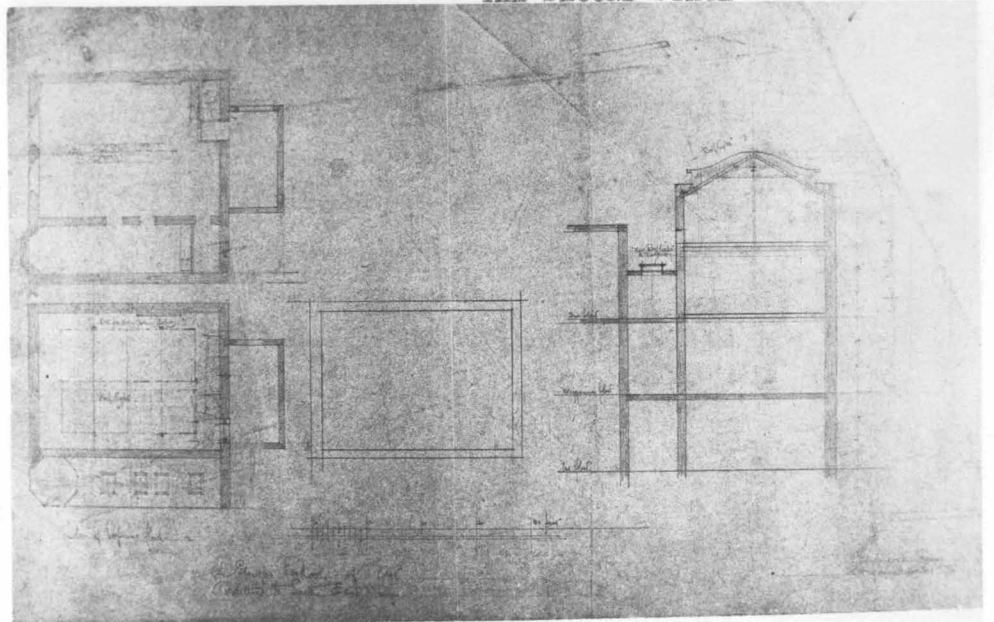
Date : 1907-10

Place : 167 Renfrew Street, Glasgow

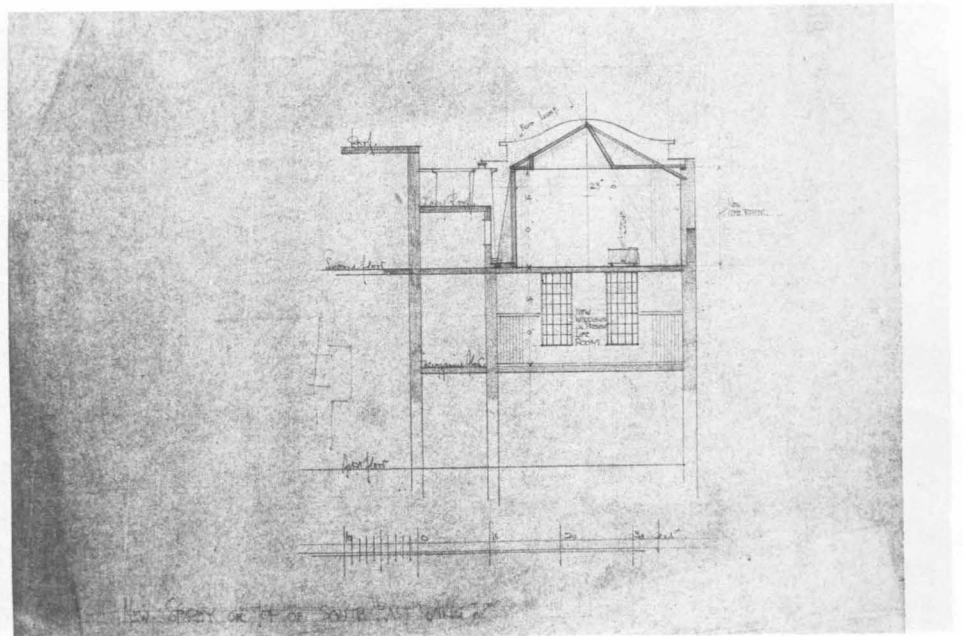
Client : Governors of The Glasgow School of Art

52. THE GLASGOW SCHOOL OF ART :
THE SECOND STAGE

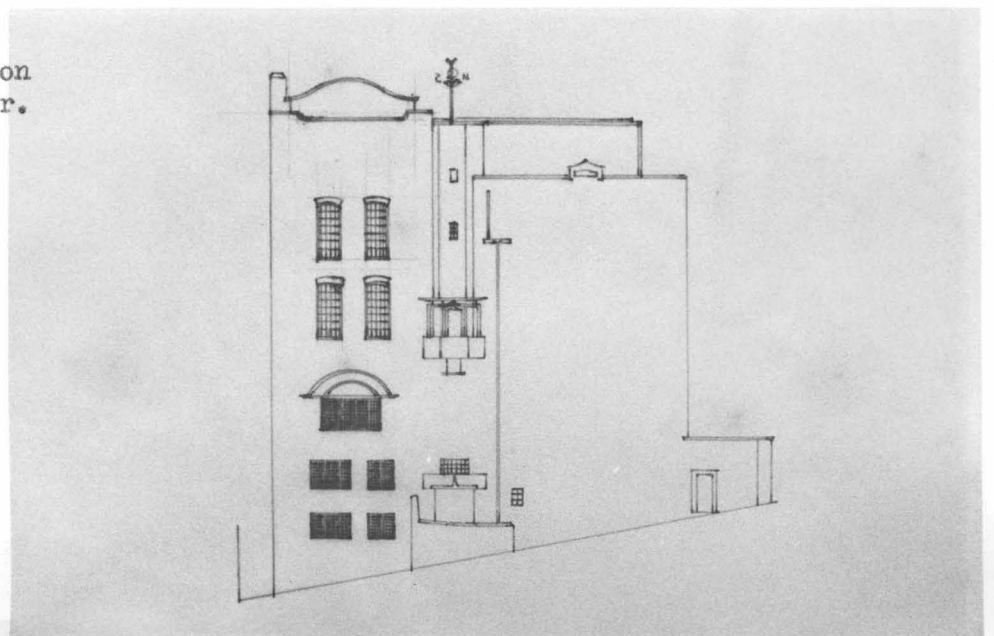
52-A
Preliminary
design for new
studio at first
wing.
(added two
stories)



52-B
Preliminary
design for new
studio at first
wing.
(added one
story)




52-C
New East Elevation
Drawing by author.

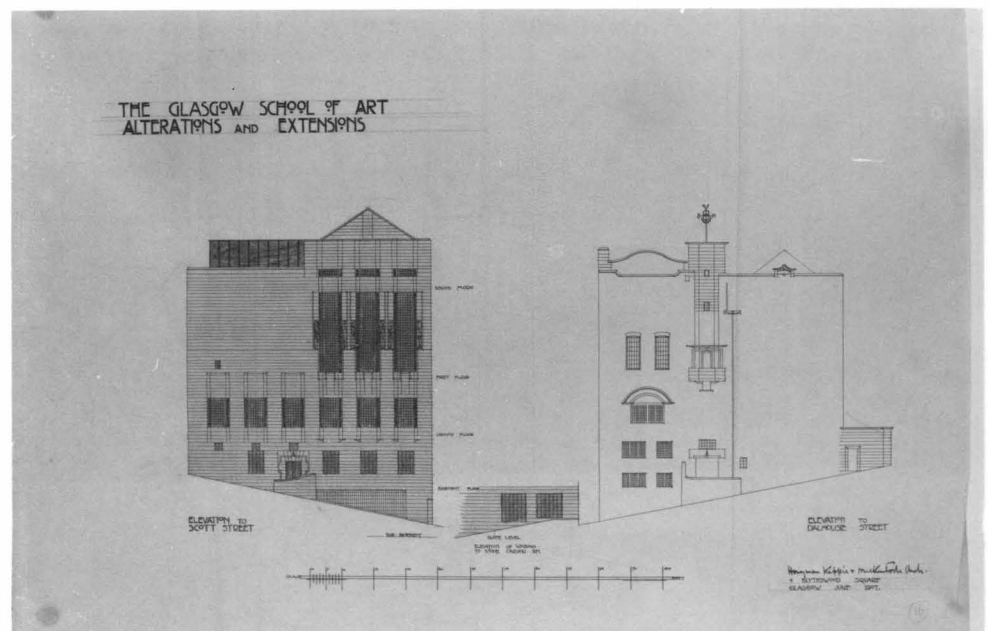


52. THE GLASGOW SCHOOL OF ART :
THE SECOND STAGE

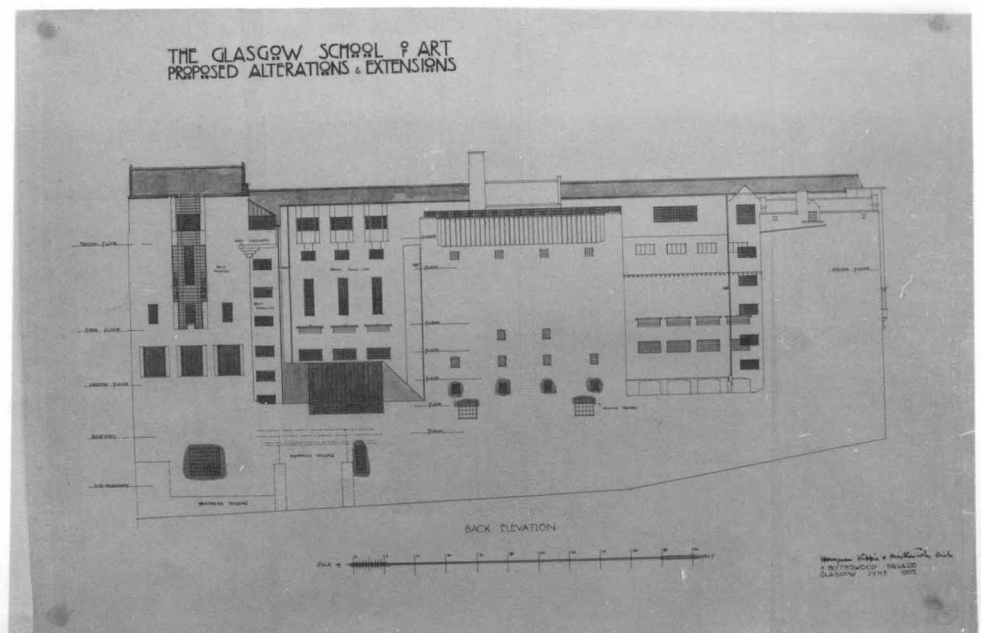
52-D
North Elevation
June 1907.



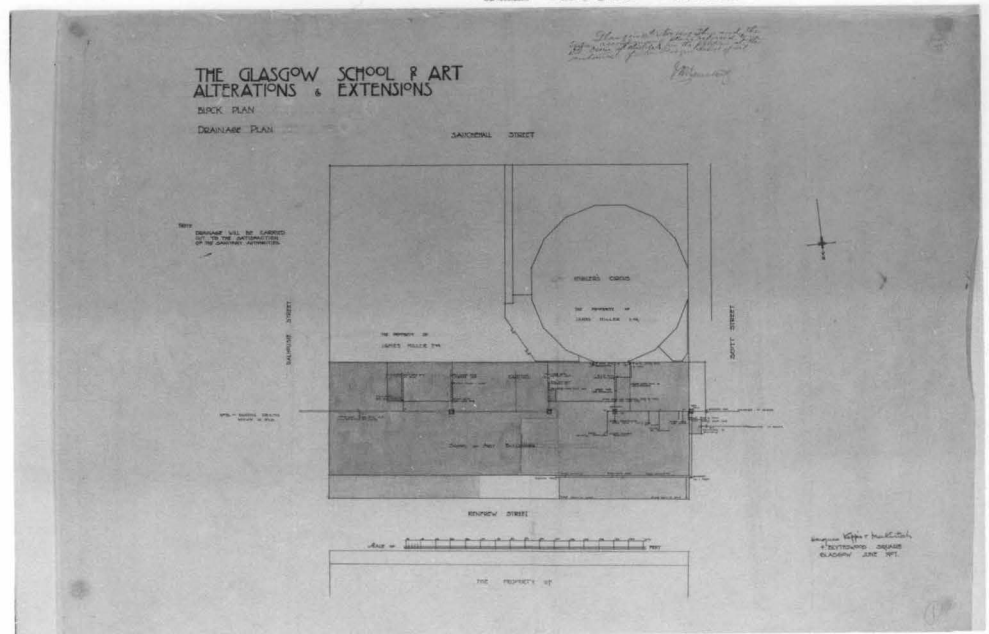
52-E
East and West
Elevations
June 1907.



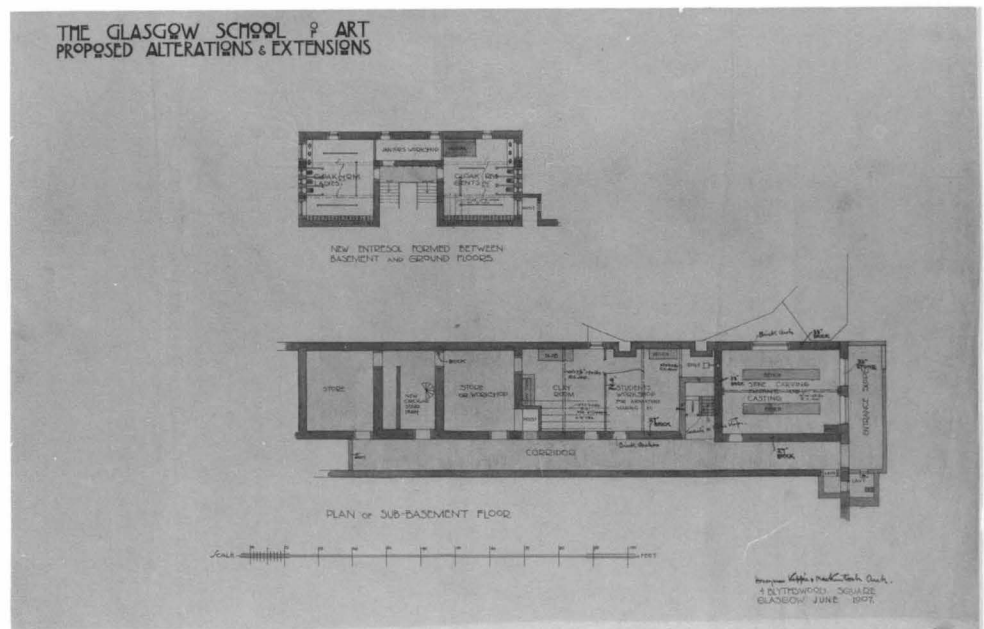
52-F
South Elevation
June 1907.



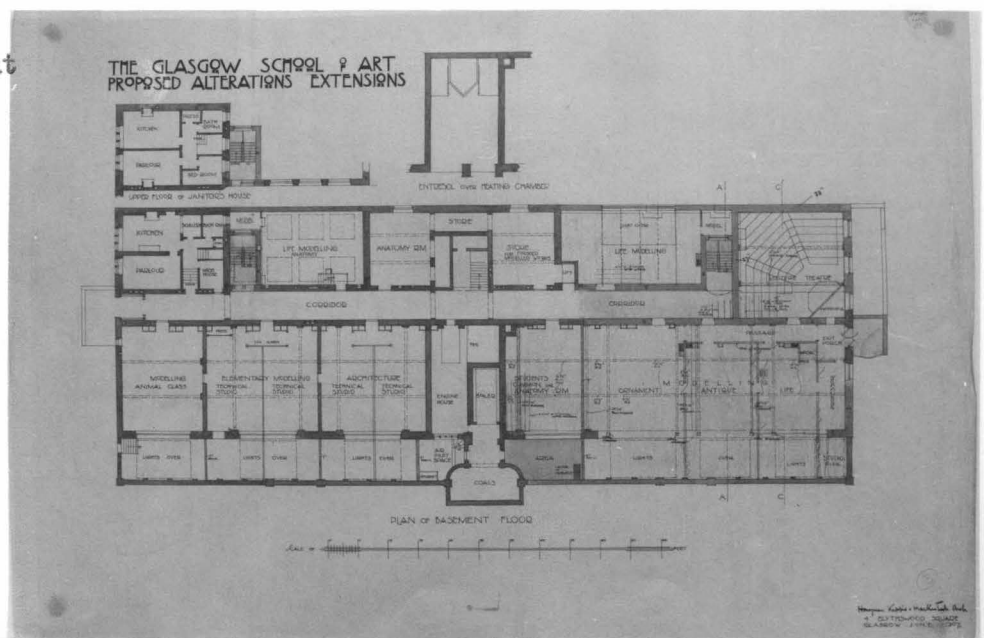
52-G
Block Plan and
Drains
June 1907.



THE GLASGOW SCHOOL OF ART
PROPOSED ALTERATIONS & EXTENSIONS

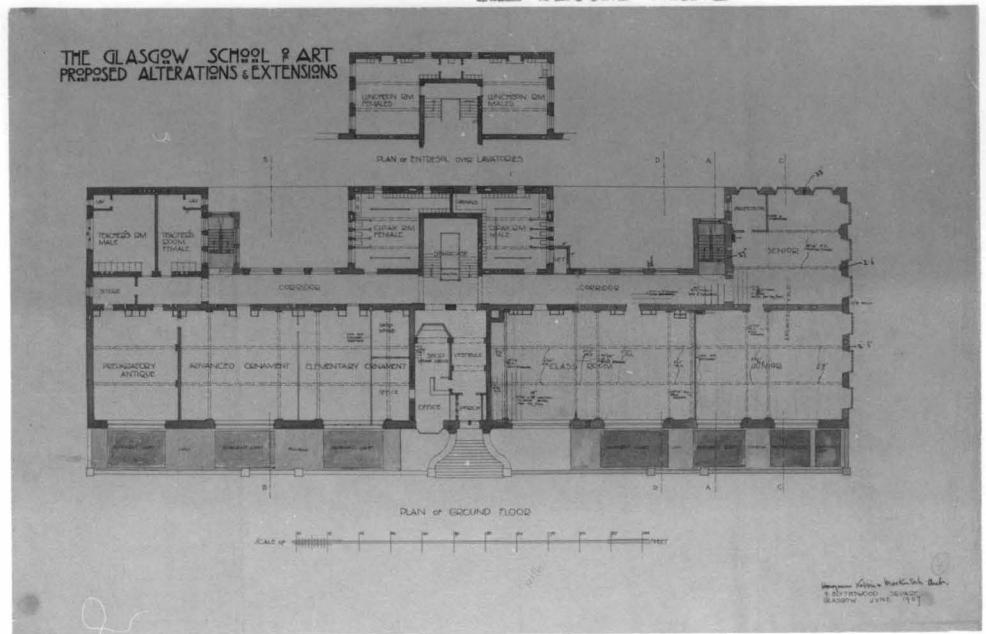


THE GLASGOW SCHOOL OF ART
PROPOSED ALTERATIONS EXTENSIONS

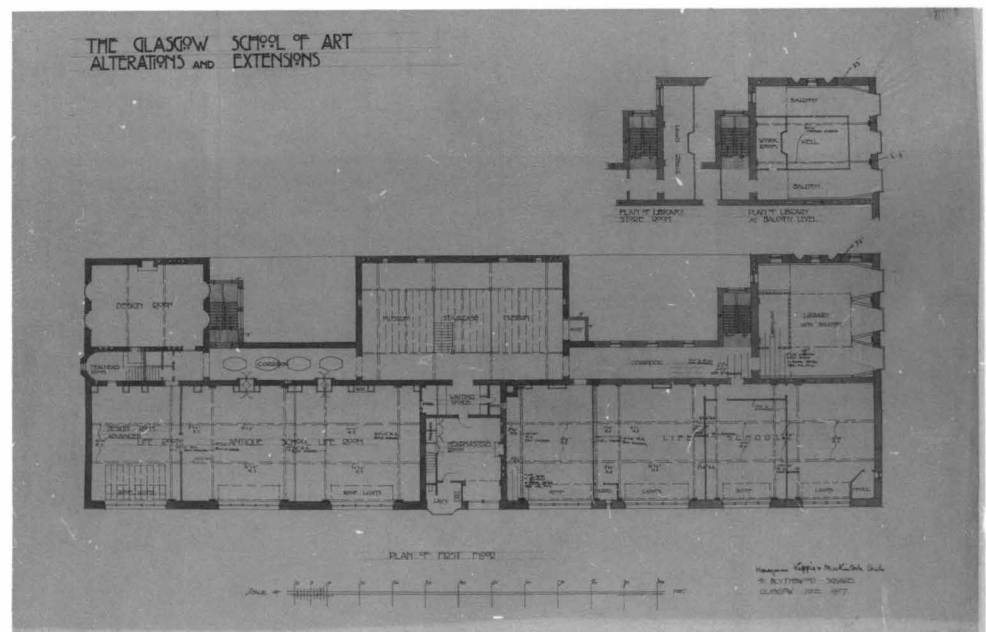


52. THE GLASGOW SCHOOL OF ART :
THE SECOND STAGE

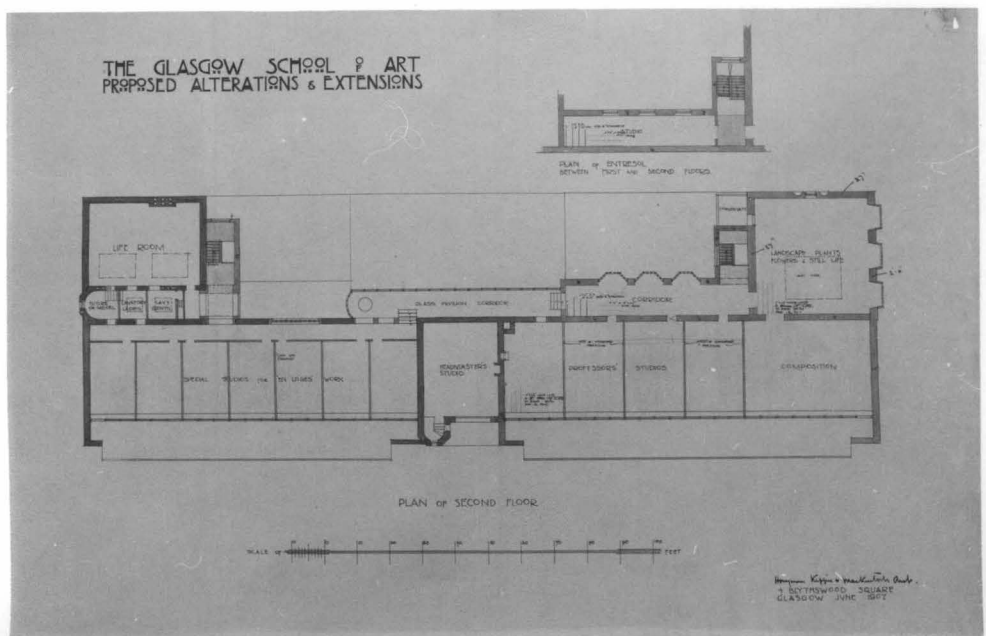
52-J
Plan of Ground
floor
June 1907.



52-K
Plan of First
and Library of
balcony floors
June 1907.

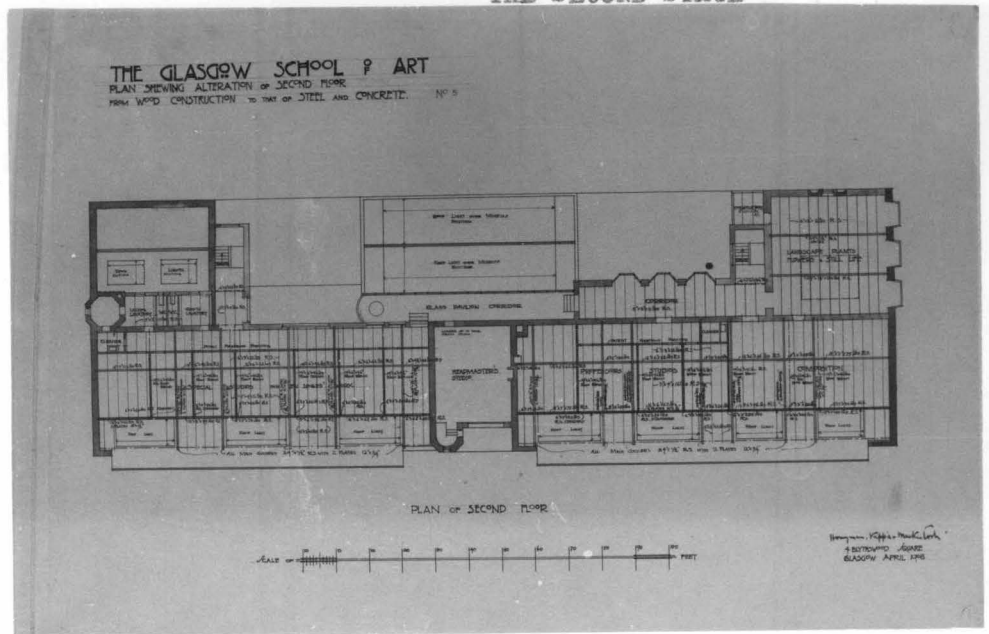


52-L
Plan of Second
floor
June 1907.

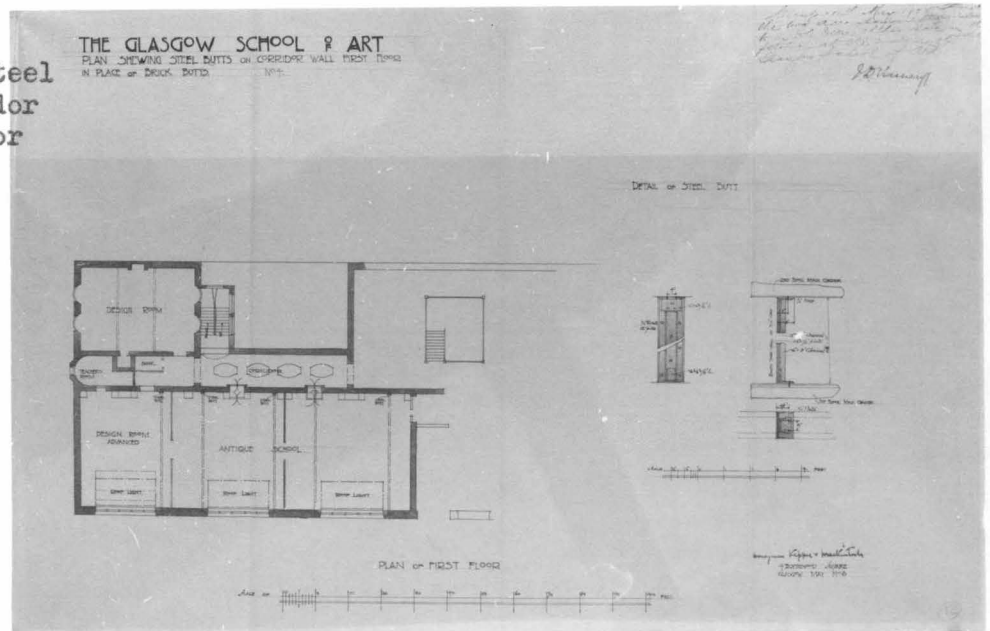


52. THE GLASGOW SCHOOL OF ART :
THE SECOND STAGE

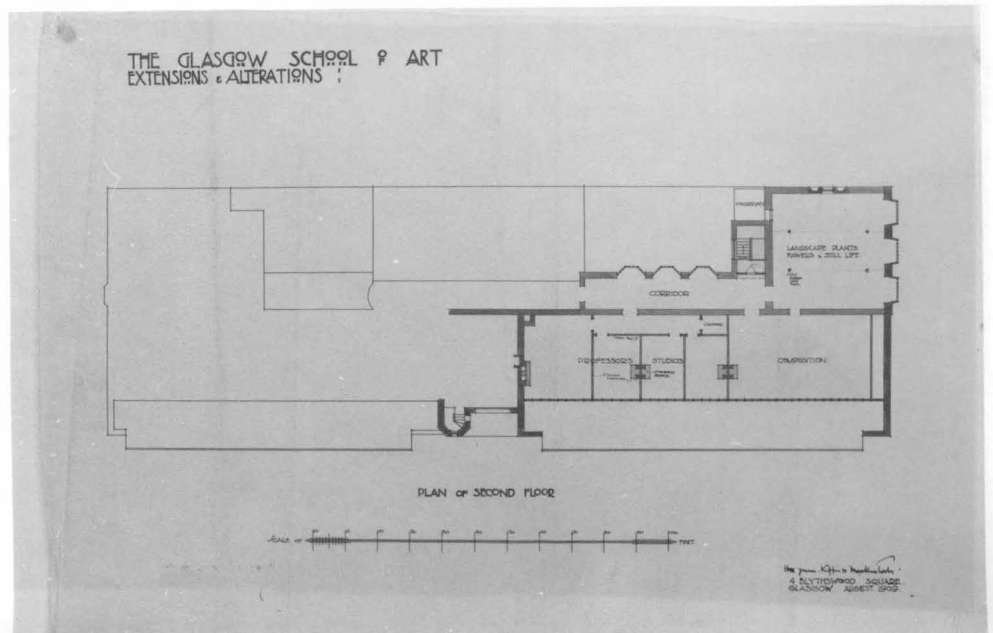
52-M
Plan showing
alteration of
second floor
from wood con-
struction to
that of steel
and concrete
April 1908.



52-N
Plan showing steel
butts on corridor
wall first floor
in place of
brick butts
May 1908.



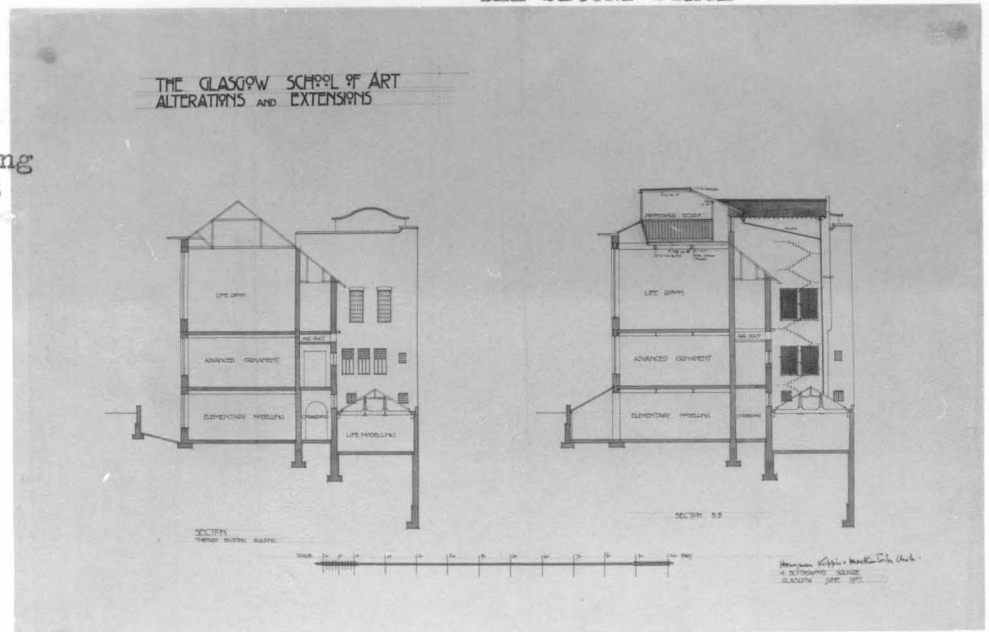
52-O
Plan of second
floor
August 1909
(Re-presented)



52. THE GLASGOW SCHOOL OF ART :
THE SECOND STAGE

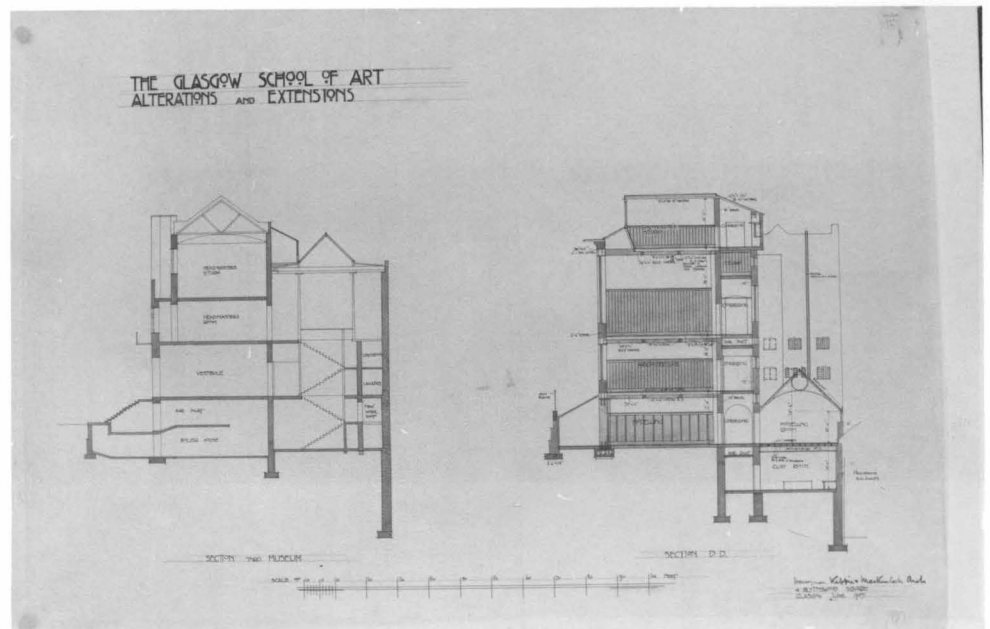
52-P

Section of
existing building
and Section B-B
June 1907.



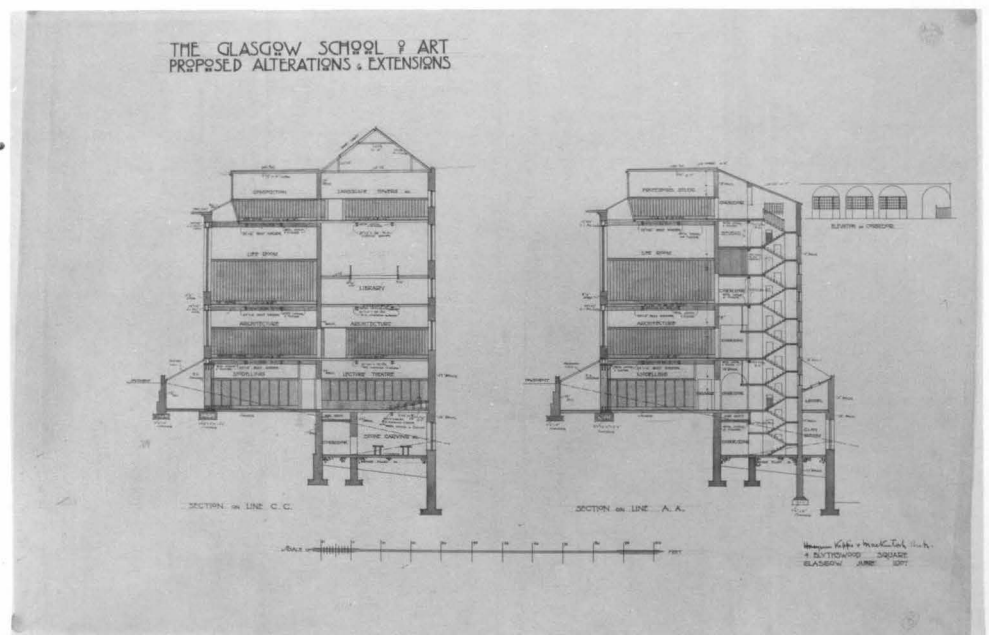
52-Q

Sections,
through Museum
and Line D-D
June 1907.



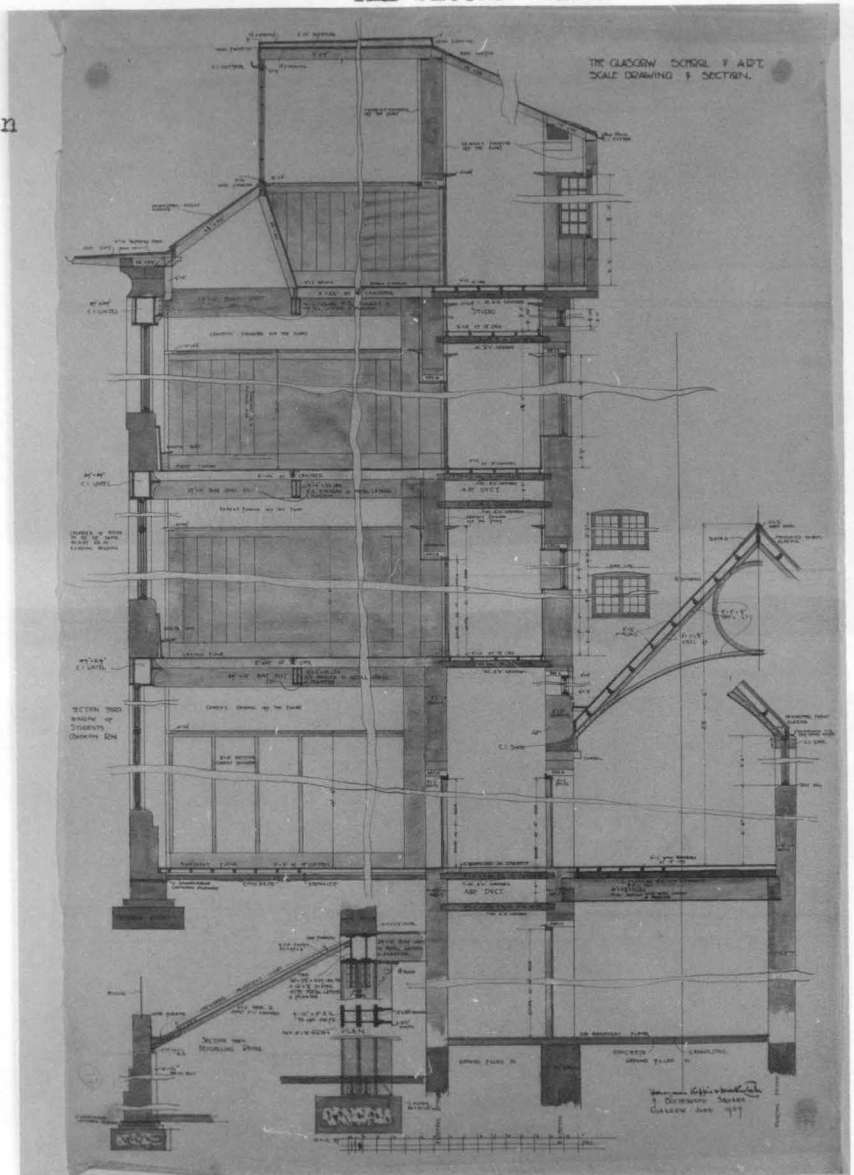
52-R

Sections,
Line C-C and
A-A June 1907.

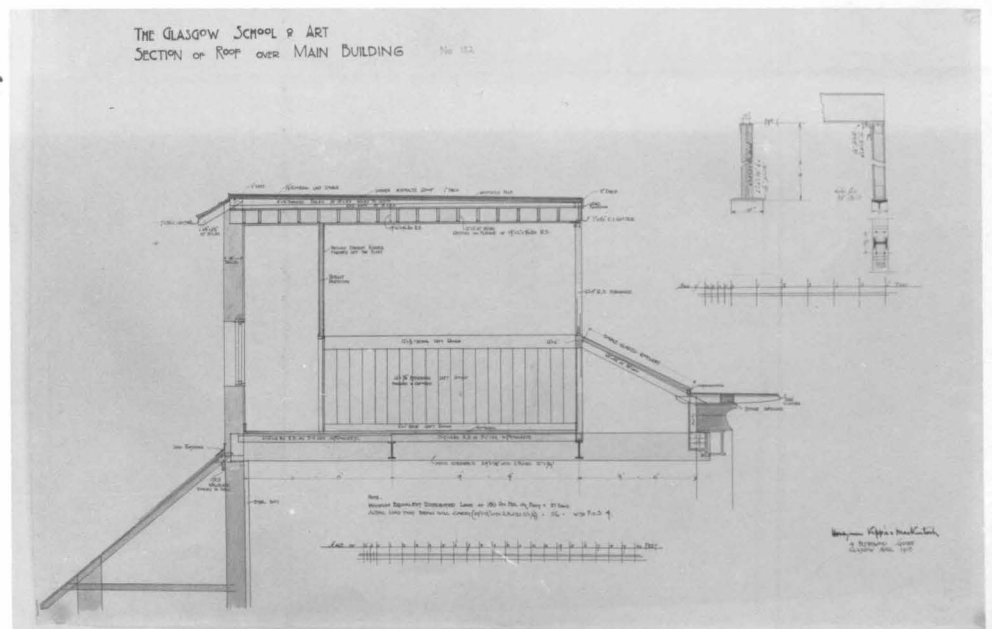


52. THE GLASGOW SCHOOL OF ART :
THE SECOND STAGE

52-S
Scale drawing of Section
June 1907.




52-T
Section of Roof
over main
building
April 1908.




52. THE GLASGOW SCHOOL OF ART :
THE SECOND STAGE

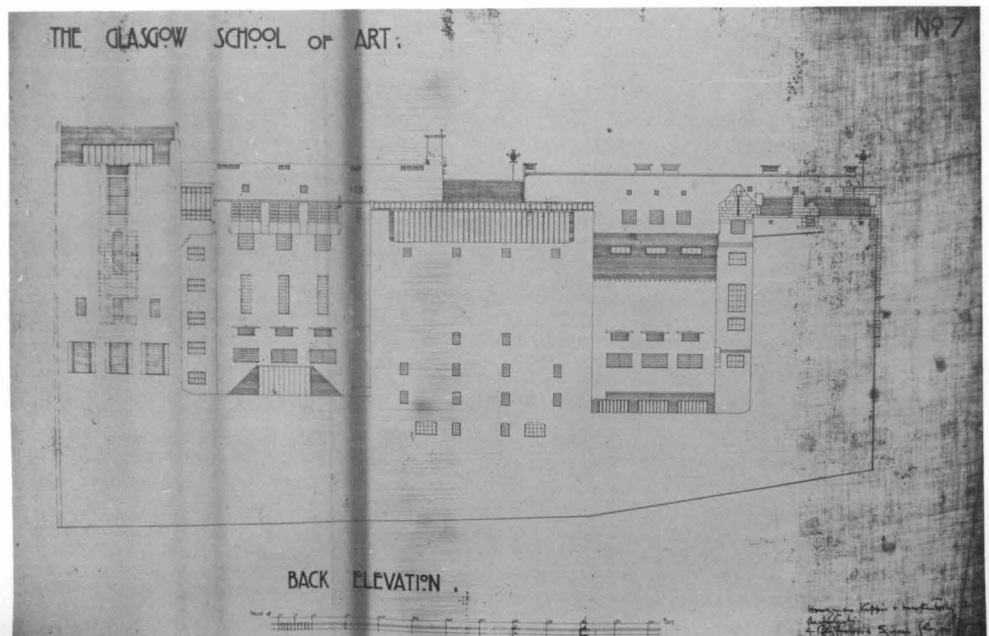
52-D (a)
North Elevation
c.1910.



52-E (a)
East and West
Elevation
c.1910.

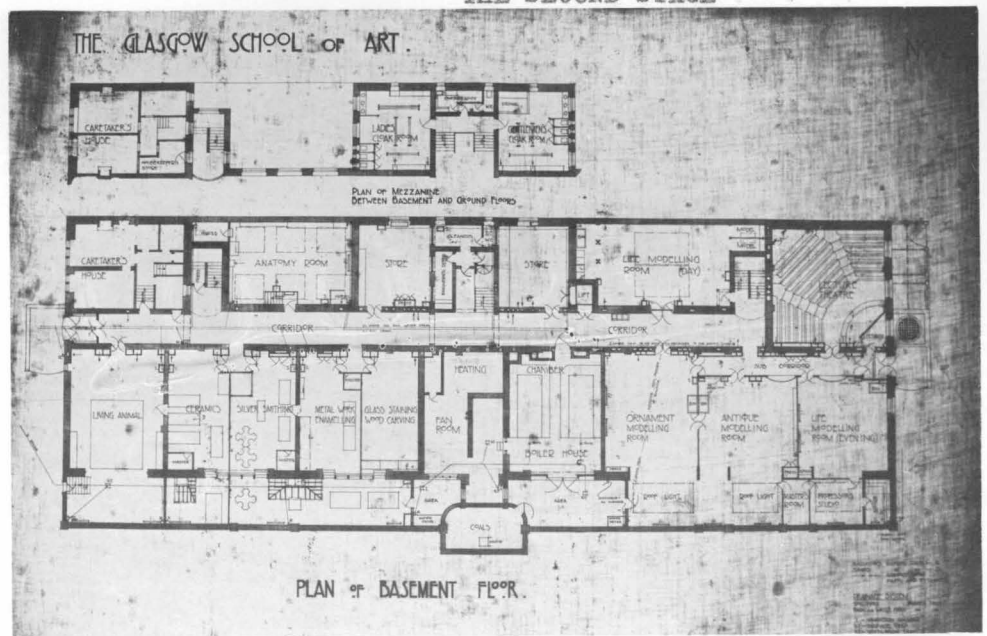


52-F (a)
South Elevation
c.1910.

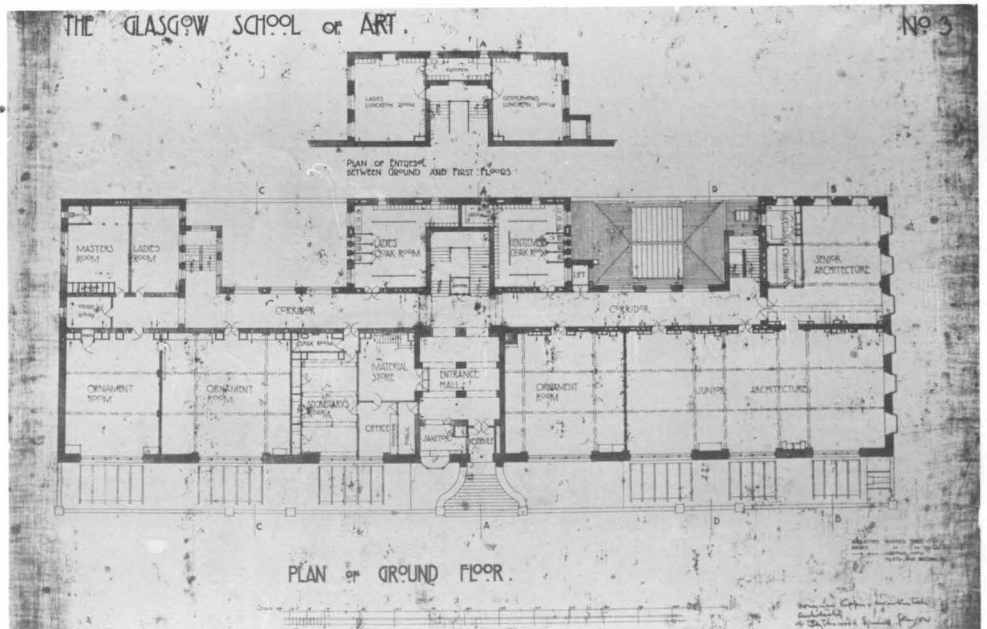


52. THE GLASGOW SCHOOL OF ART :
THE SECOND STAGE

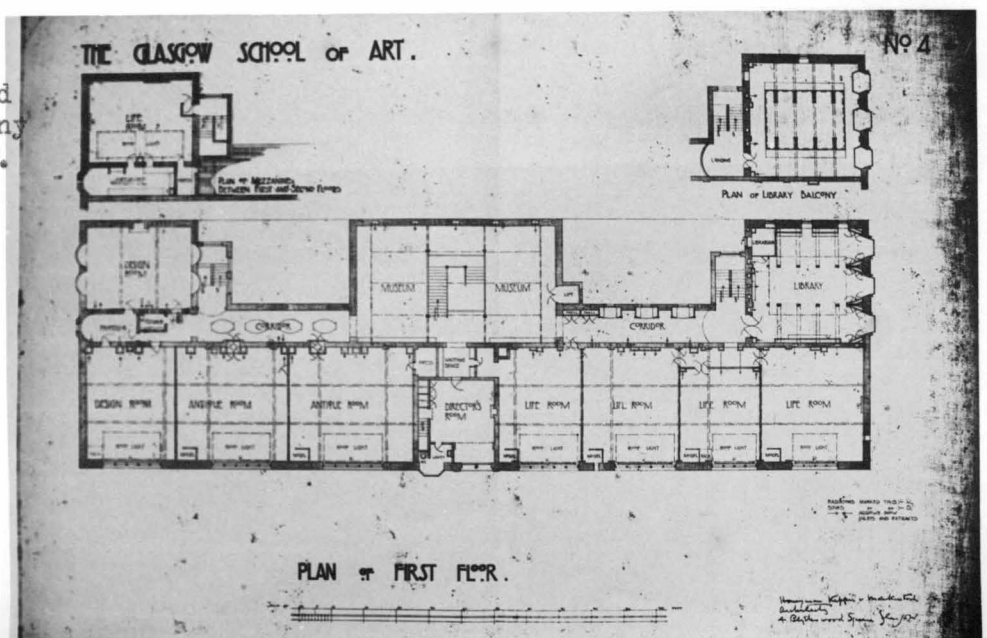
52-I (a)
Plan of Basement
c.1910.



52-J (a)
Plan of Ground
floor c.1910.

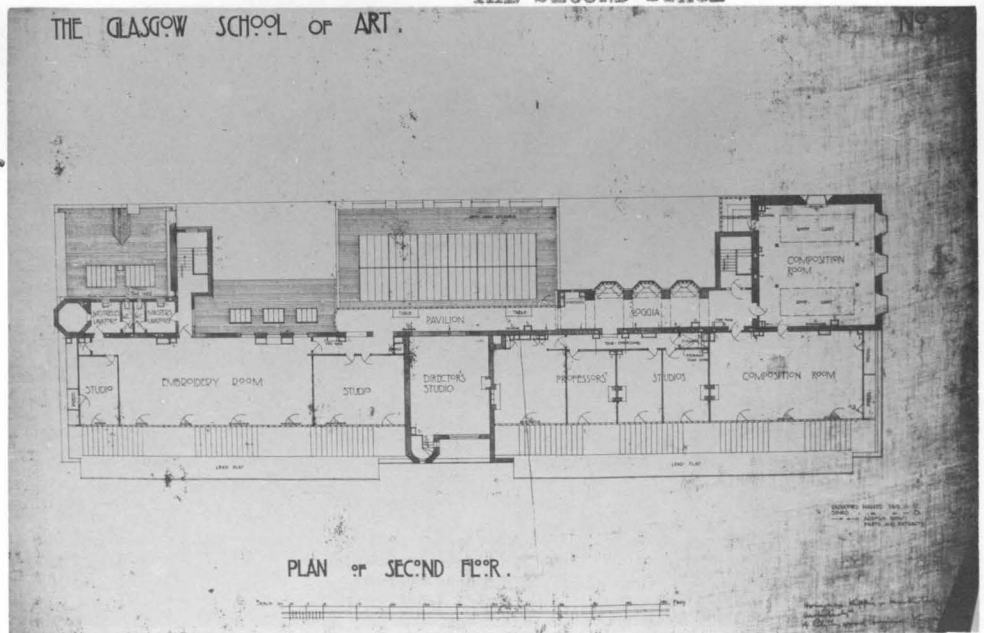


52-K (a)
Plan of First and
Library of balcony
floor c.1910.

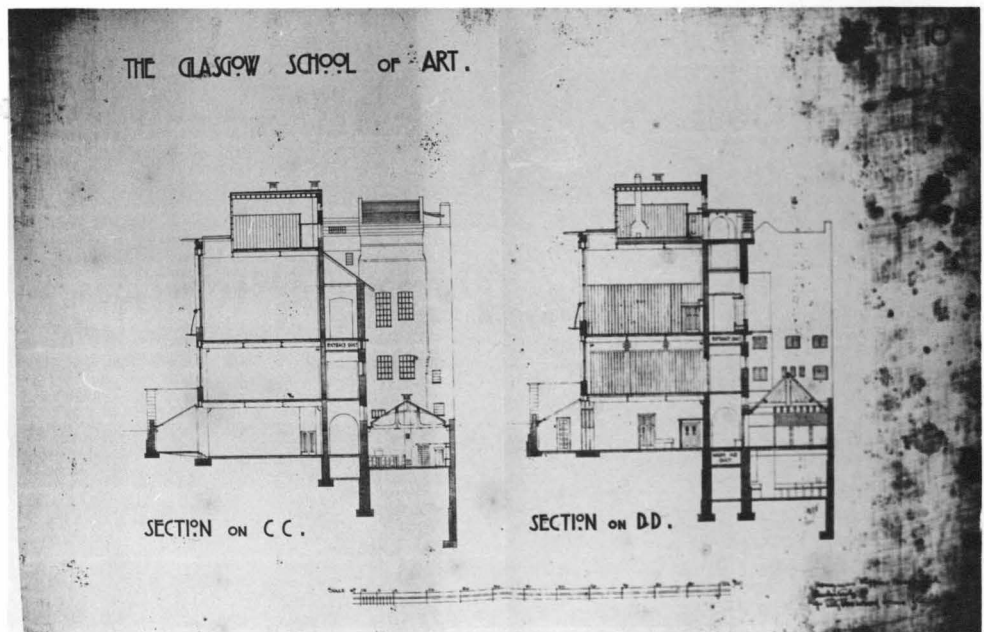


52. THE GLASGOW SCHOOL OF ART :
THE SECOND STAGE

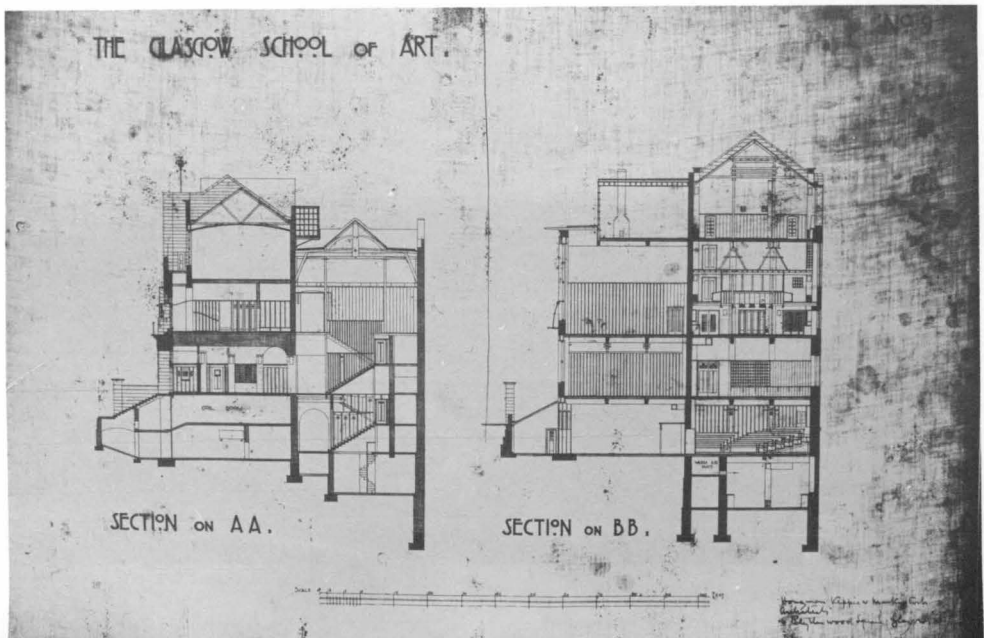
52-L (a)
Plan of Second
floor c.1910.



52-Q (a)
Sections,
Line C-C and
D-D c.1910.

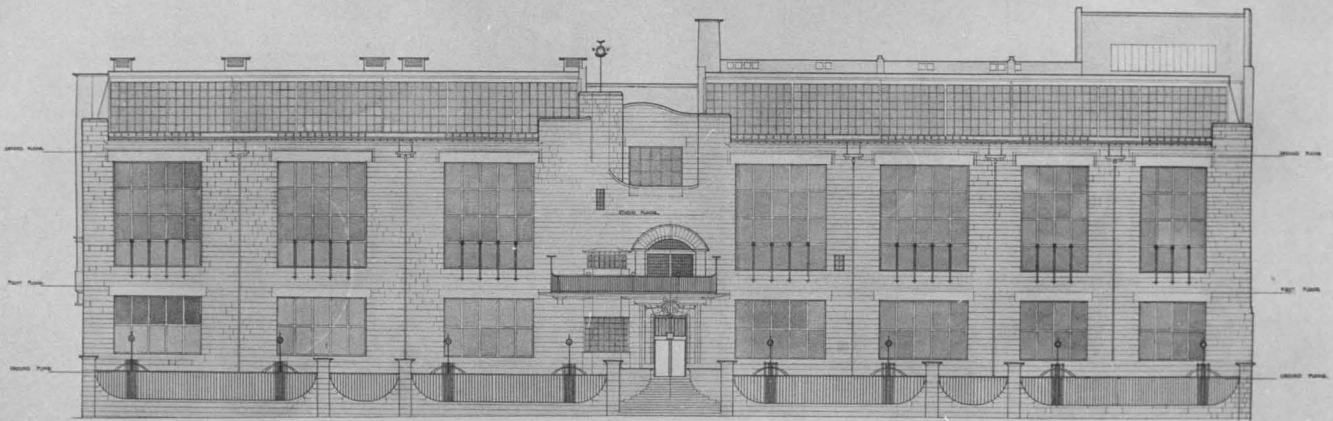


52-R (a)
Sections,
Line A-A and
B-B c.1910.



52. THE GLASGOW SCHOOL OF ART :
THE SECOND STAGE

THE GLASGOW SCHOOL OF ART.



ELEVATION TO RENFREW STREET

SCALE OF 0 10 20 30 40 50 60 70 80 90 100 FEET

4 DRYTHWOOD SQUARE
GLASGOW NOVEMBER 1910

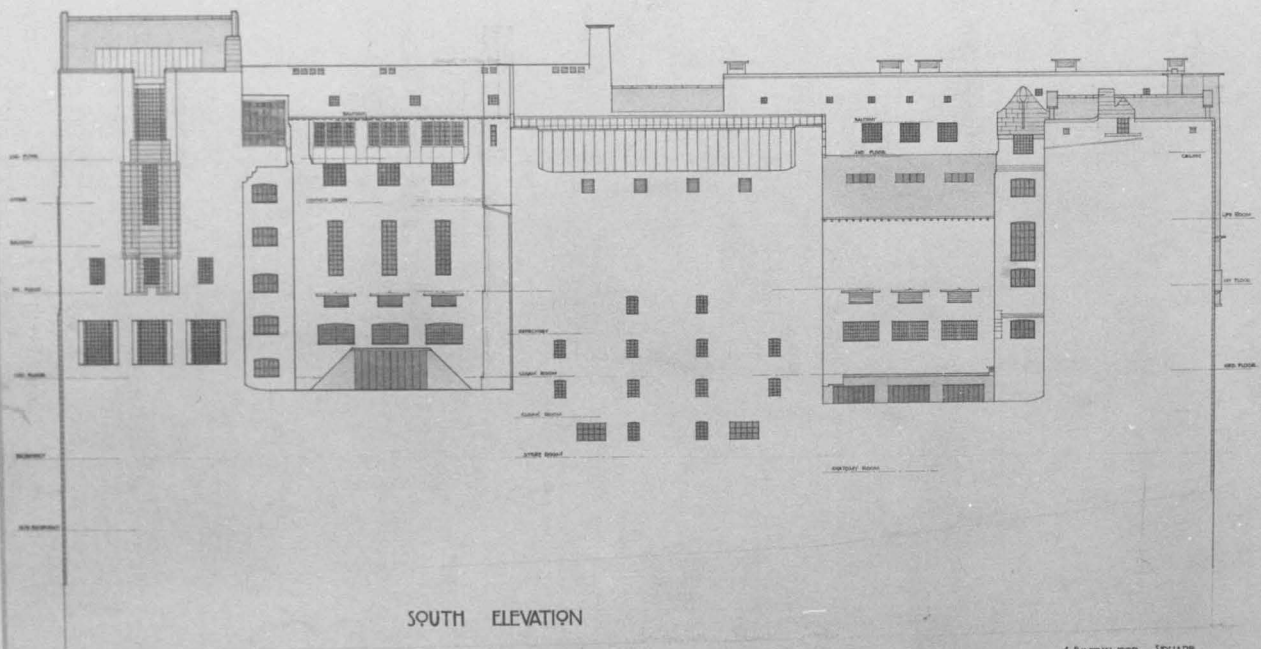
52-D (b)
North Elevation

Nov. 1910.

52-F (b)
South Elevation

Nov. 1910.

THE GLASGOW SCHOOL OF ART.

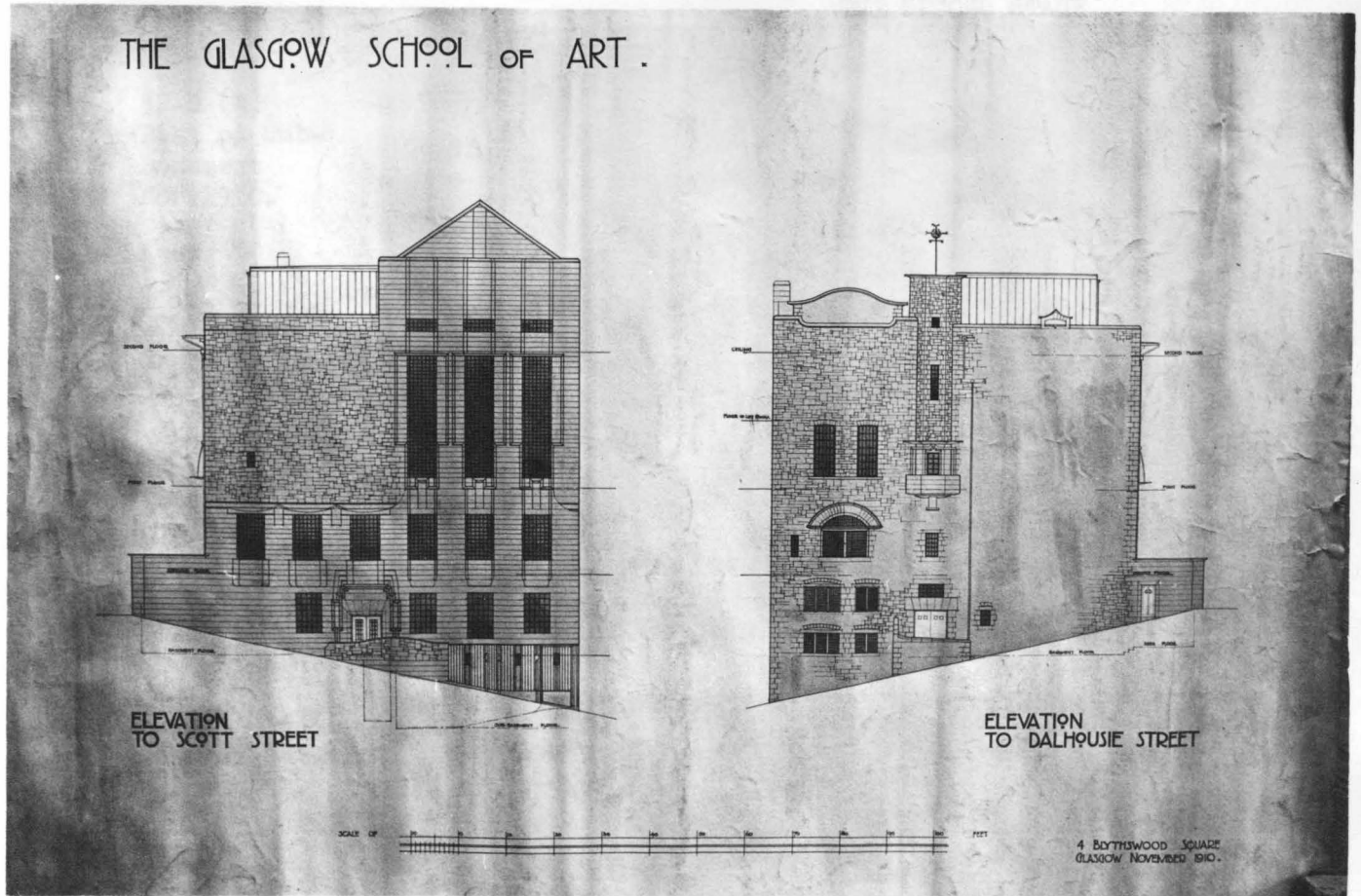


SOUTH ELEVATION

SCALE OF 0 10 20 30 40 50 60 70 80 90 100 FEET

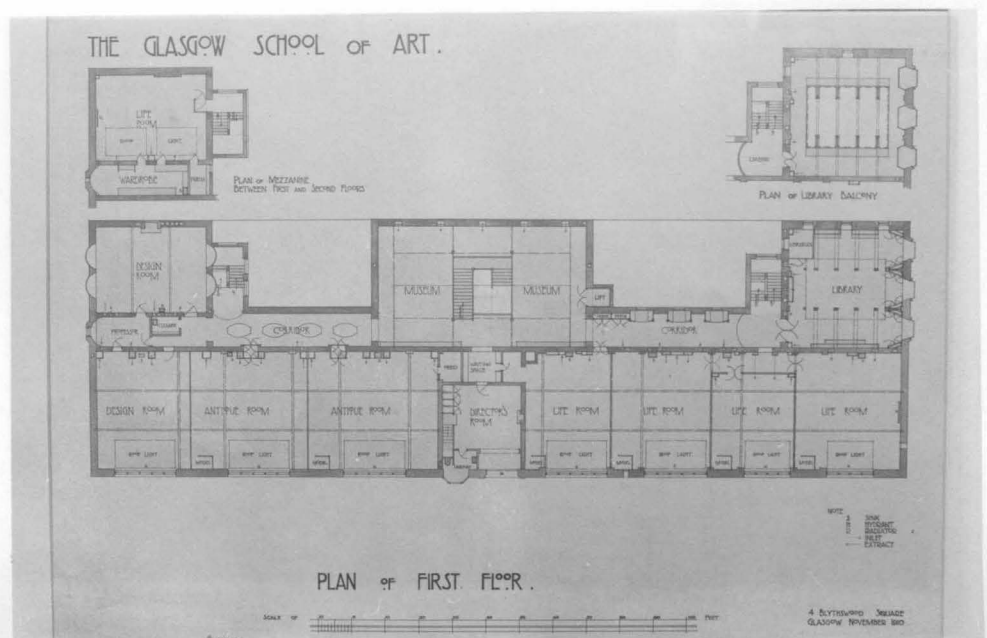
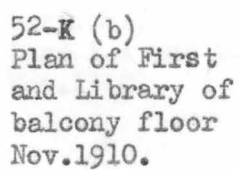
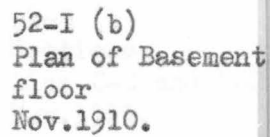
4 DRYTHWOOD SQUARE
GLASGOW NOVEMBER 1910

52. THE GLASGOW SCHOOL OF ART :
THE SECOND STAGE



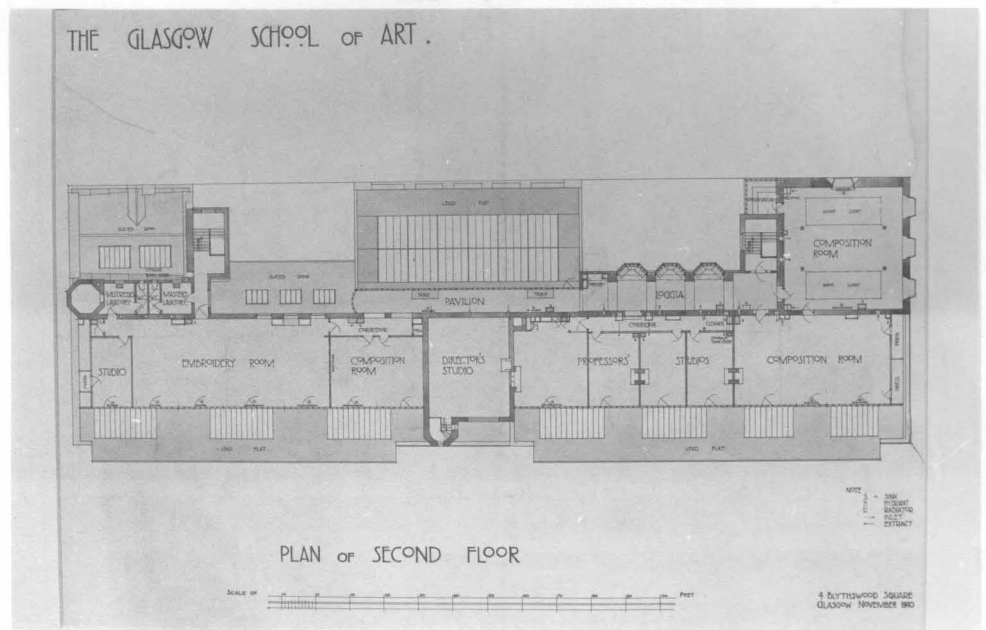
52-E (b)
East and West Elevation Nov.1910.

52-H (b)
Plan of Sub-
Basement
Nov. 1910.

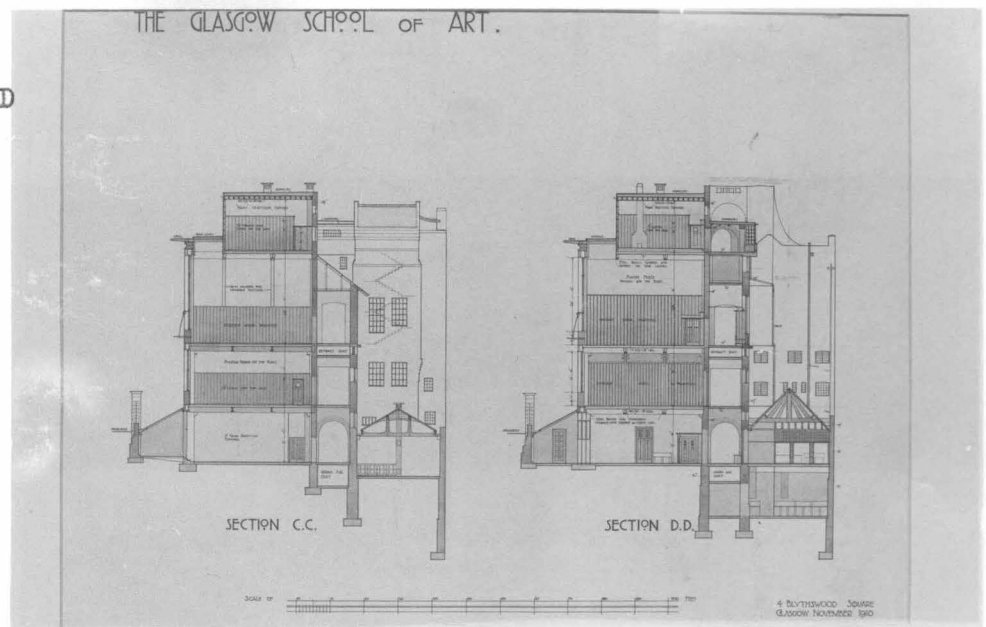


52. THE GLASGOW SCHOOL OF ART :
THE SECOND STAGE

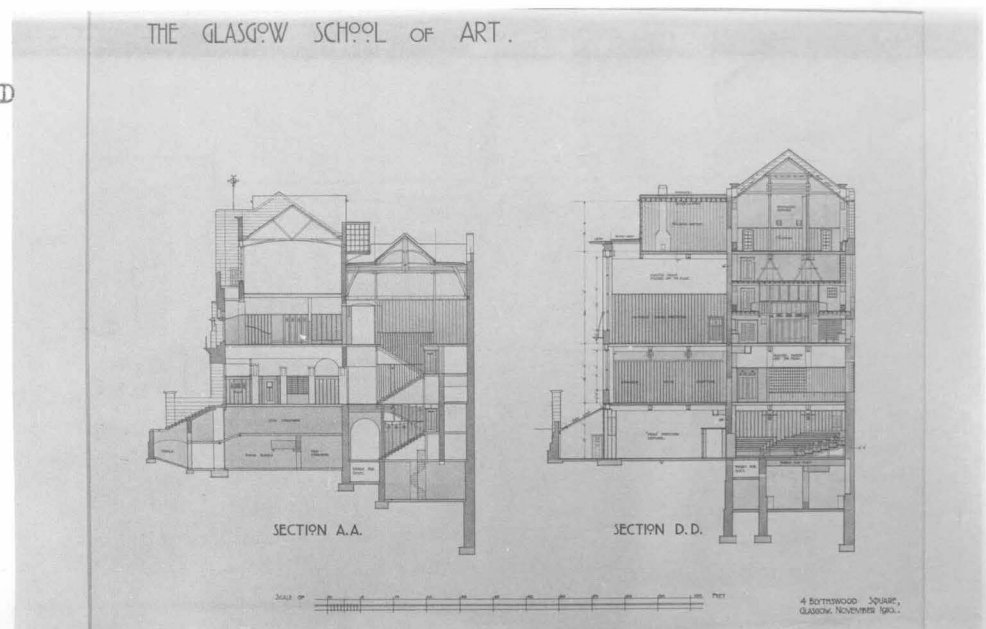
52-L (b)
Plan of Second
floor
Nov.1910.



52-Q (b)
Sections,
Line C-C and D-D
Nov.1910.




52-R (b)
Sections,
Line A-A and D-D
Nov.1910.




52. THE GLASGOW SCHOOL OF ART :
THE SECOND STAGE

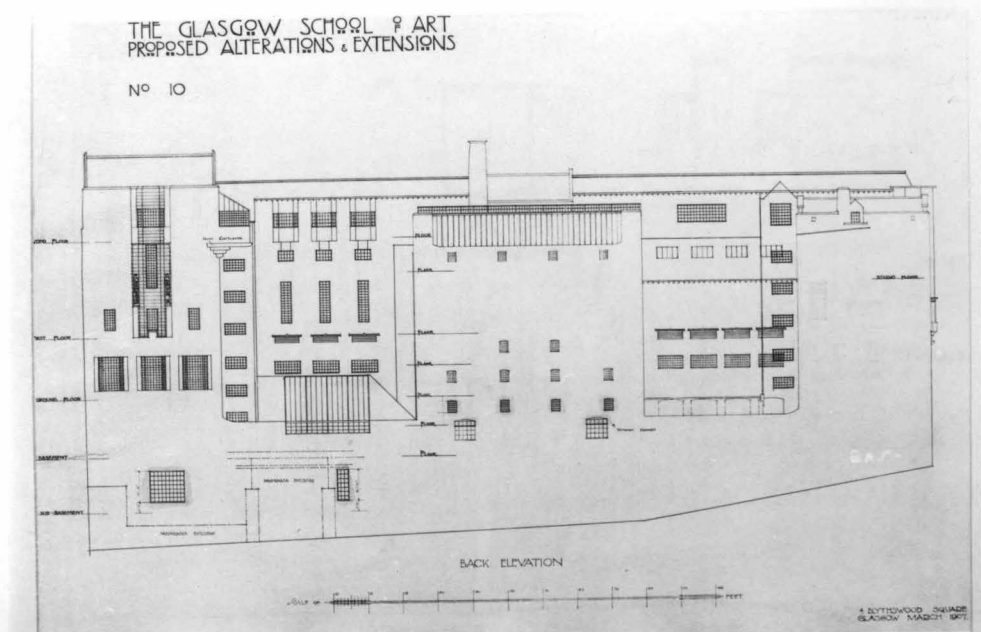
52-D (c)
North Elevation
1907.



52-E (c)
East and West
Elevation
May 1907.

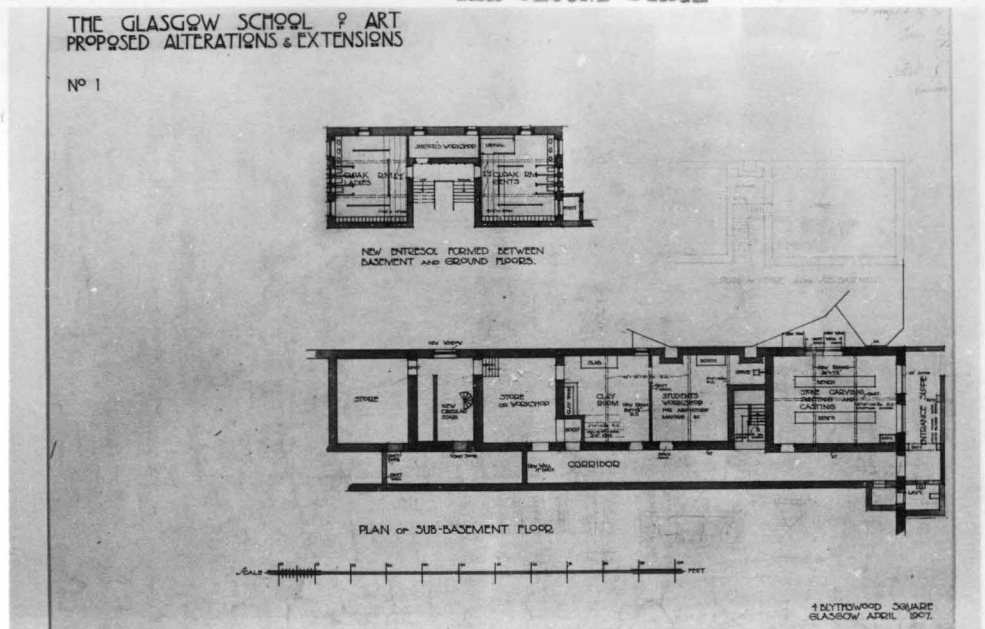


52-F (c)
South Elevation
March 1907.

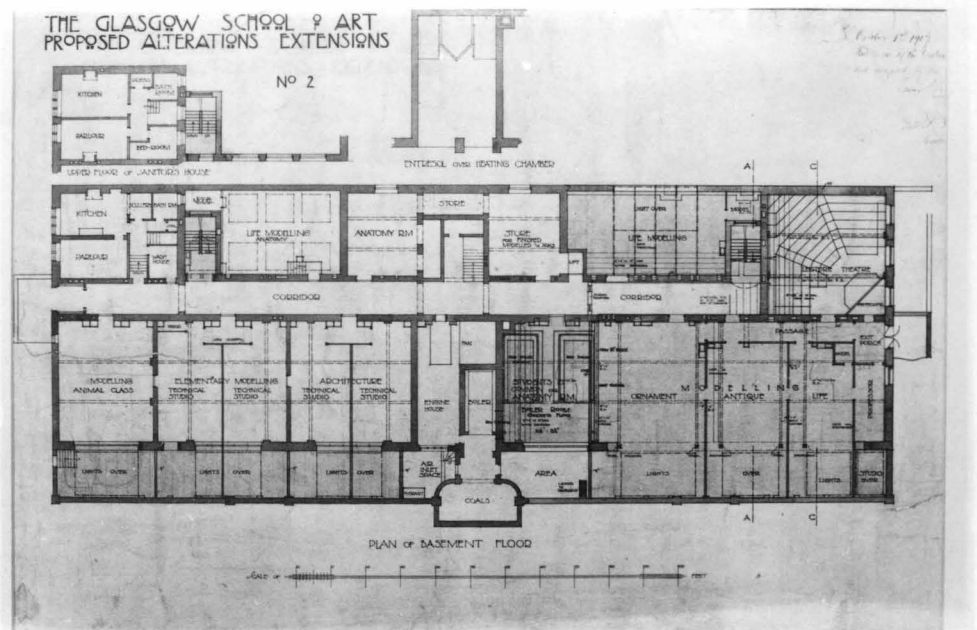


52. THE GLASGOW SCHOOL OF ART :
THE SECOND STAGE

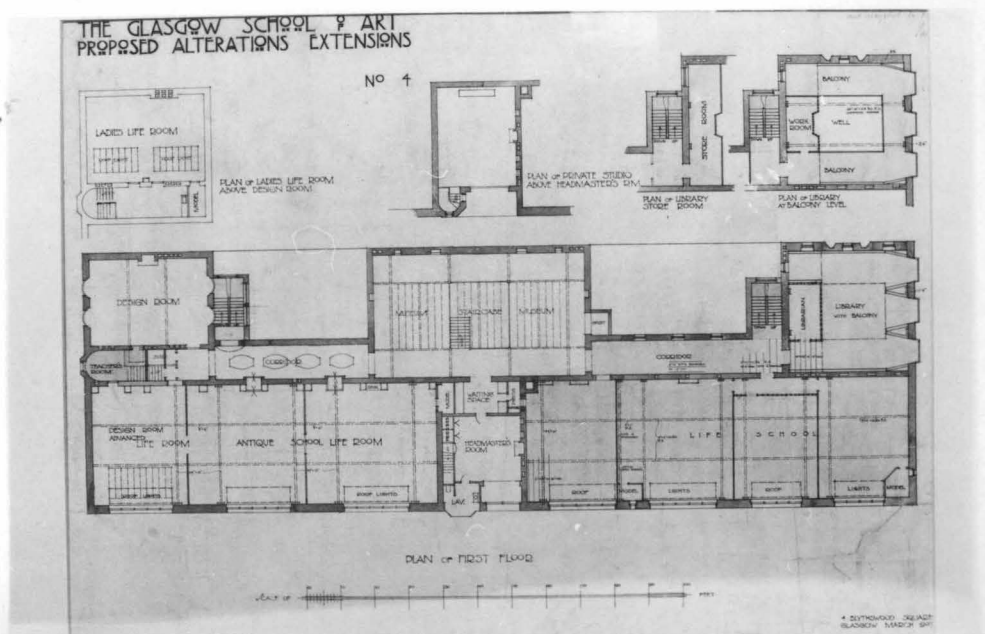
52-H (c)
Plan of Sub-
Basement floor
April 1907.



52-I (c)
Plan of Basement
floor 1907.

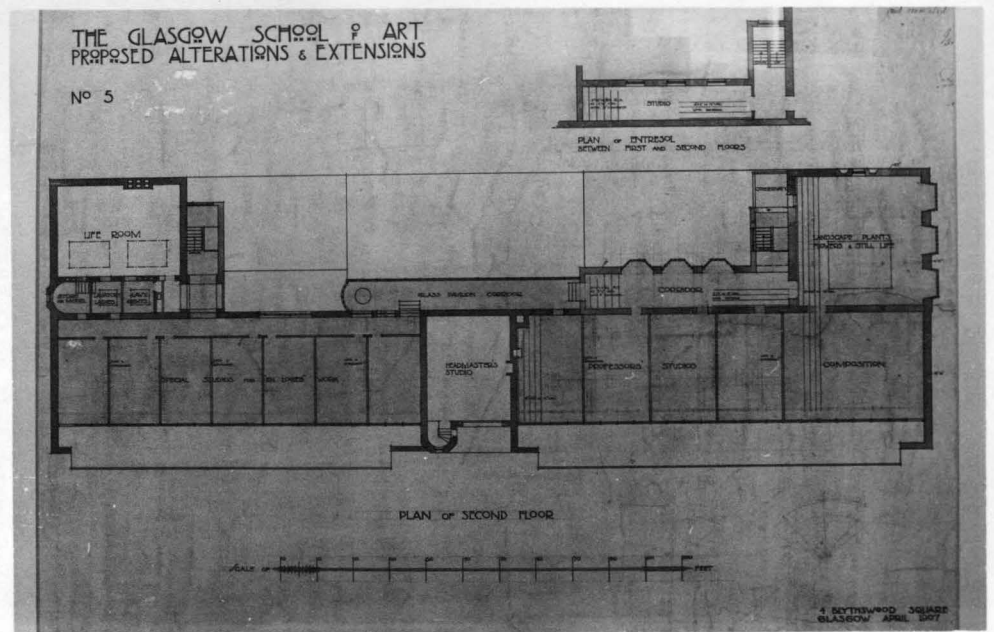


52-K (c)
Plan of First
Floor and Library
March 1907.

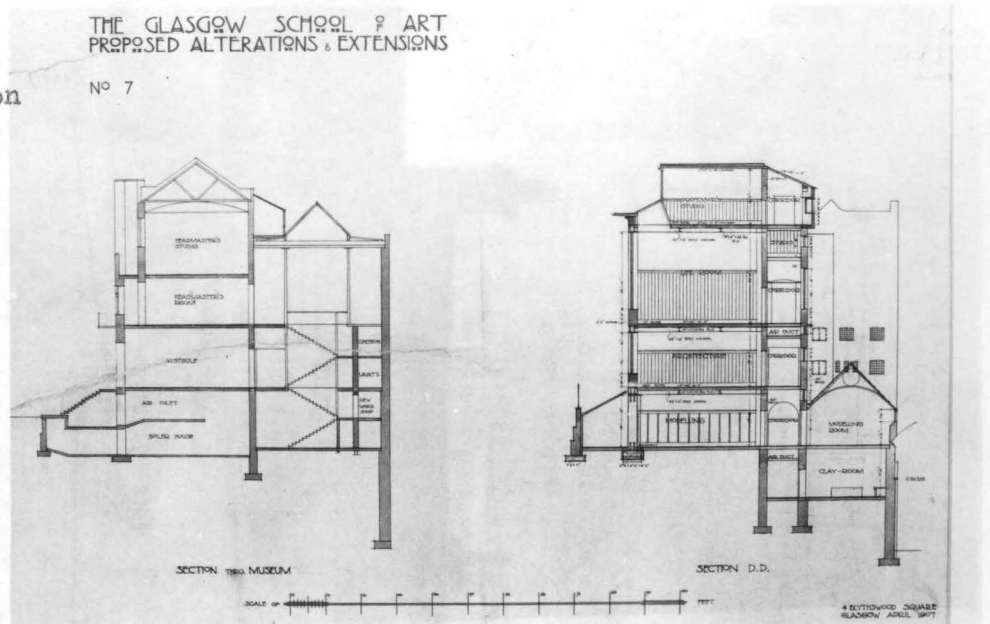


52. THE GLASGOW SCHOOL OF ART :
THE SECOND STAGE

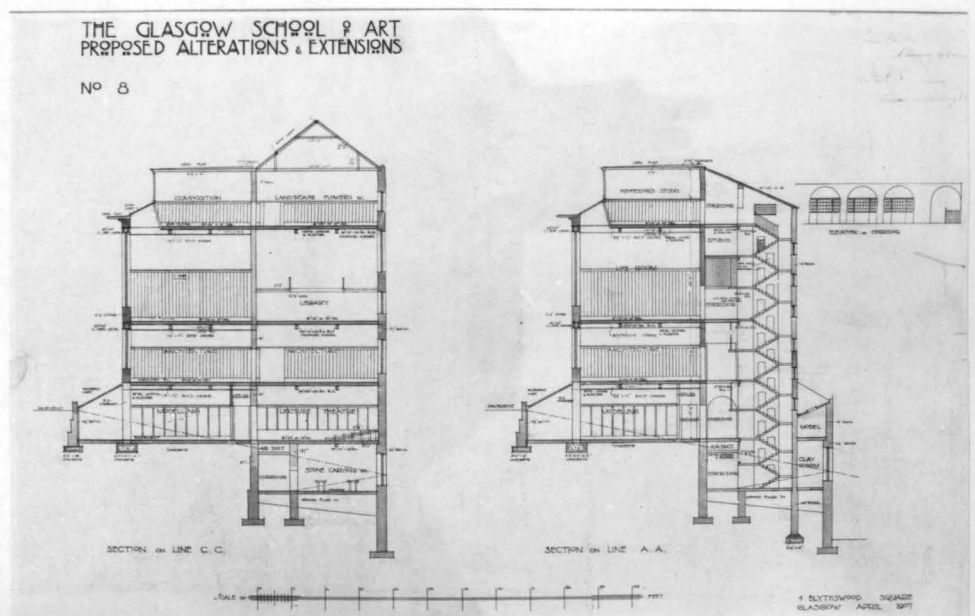
52-L (c)
Plan of Second
floor
April 1907.




52-Q (c)
Sections through
Museum and section
line D-D
April 1907.



52-R (c)
Sections line
C-C and A-A
April 1907.



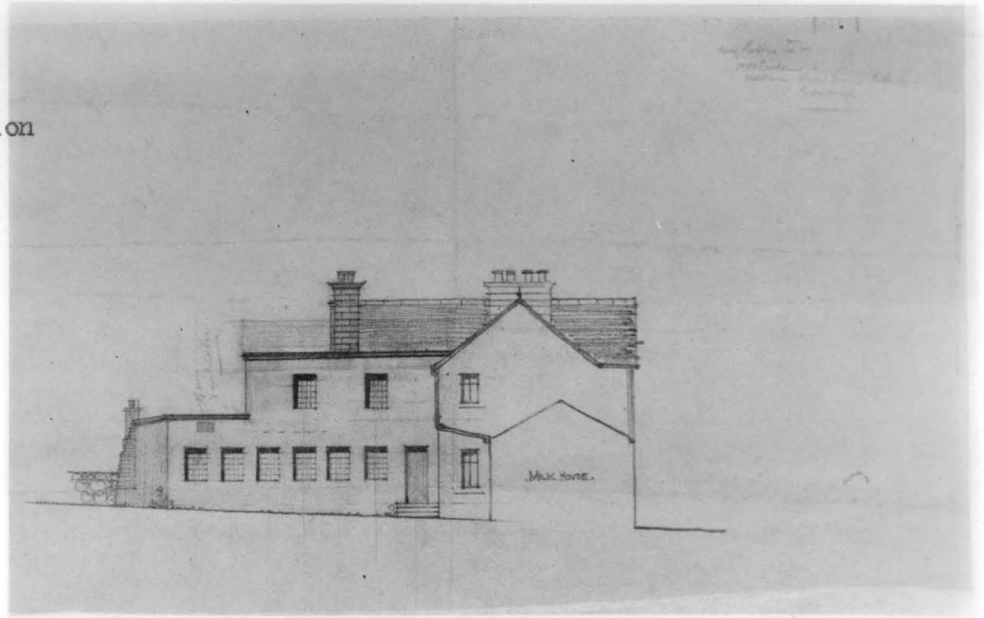


Date : 1911-1912
Place : Auchinbottle
Light : Back Brown I

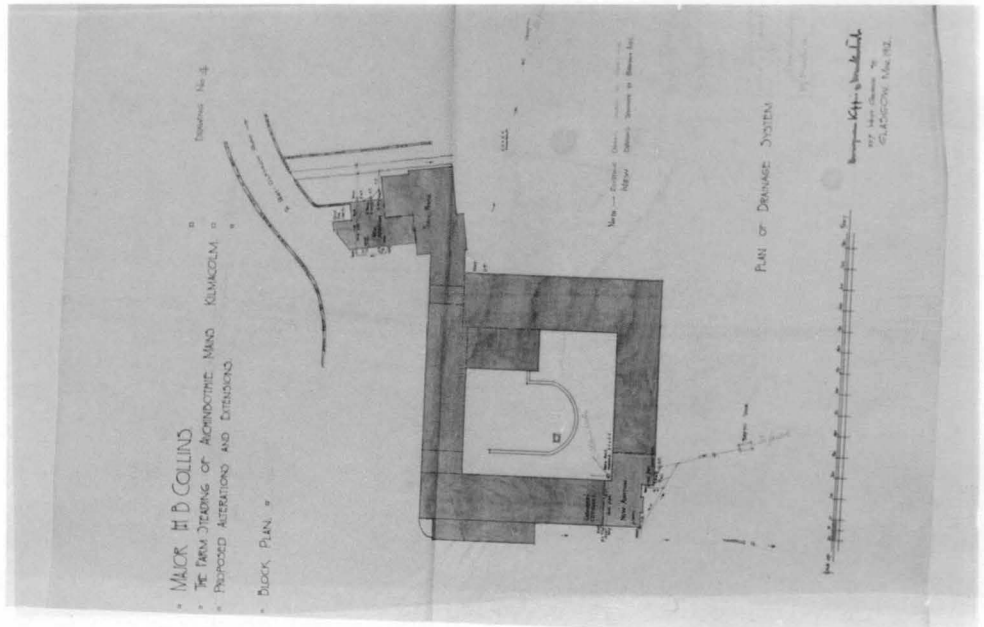
Auchenbothie Mains

Date : 1911-1913
Place : Auchenbothie Mains, Kilmacolm, Renfrewshire
Client : Hugh Brown Collins

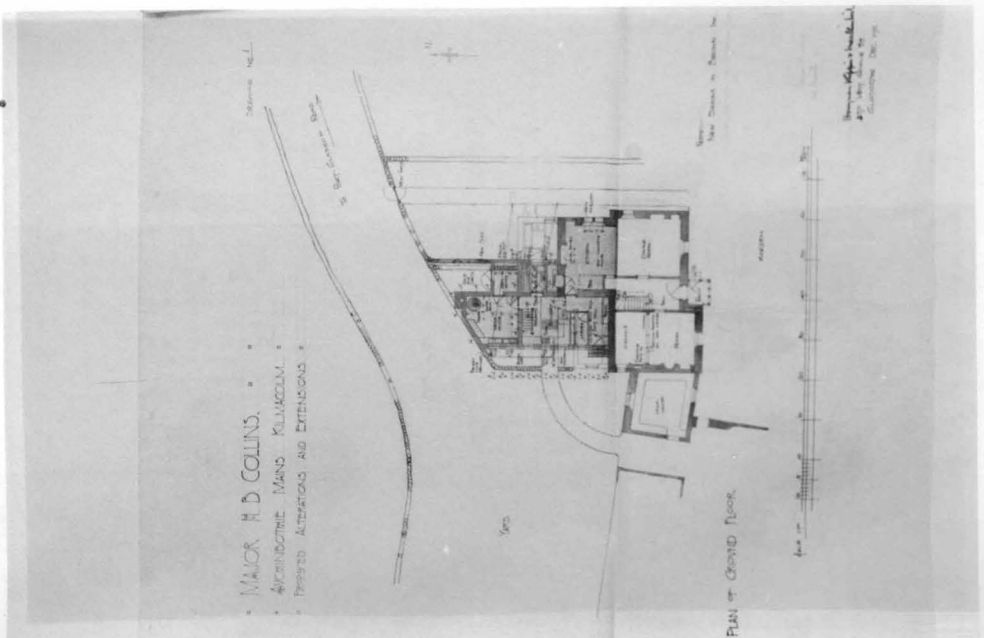
53-A
Preliminary
Sketch of Elevation
c.1911.



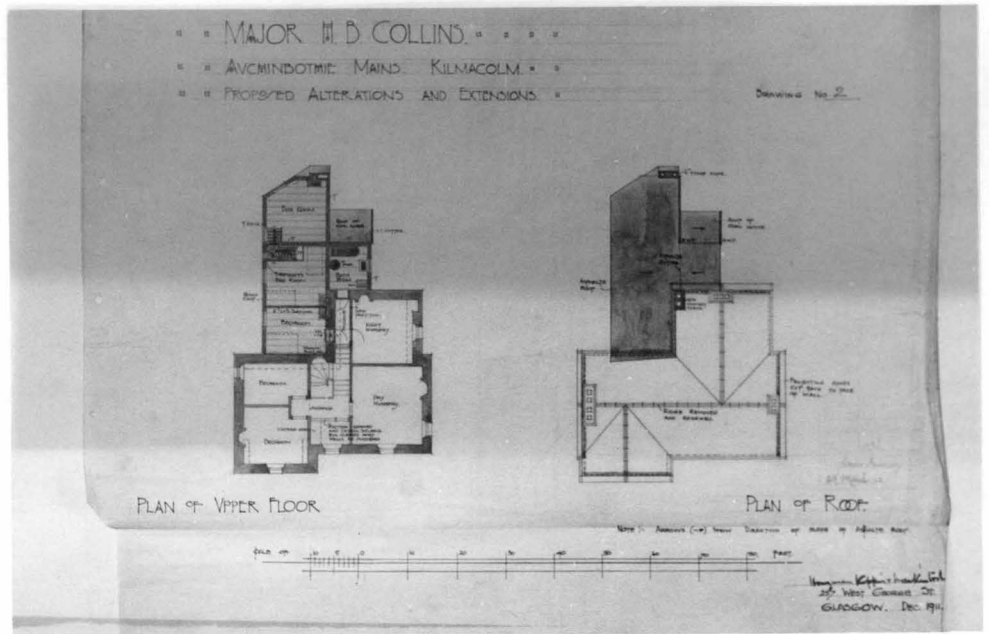
53-B
Block Plan
March 1912.



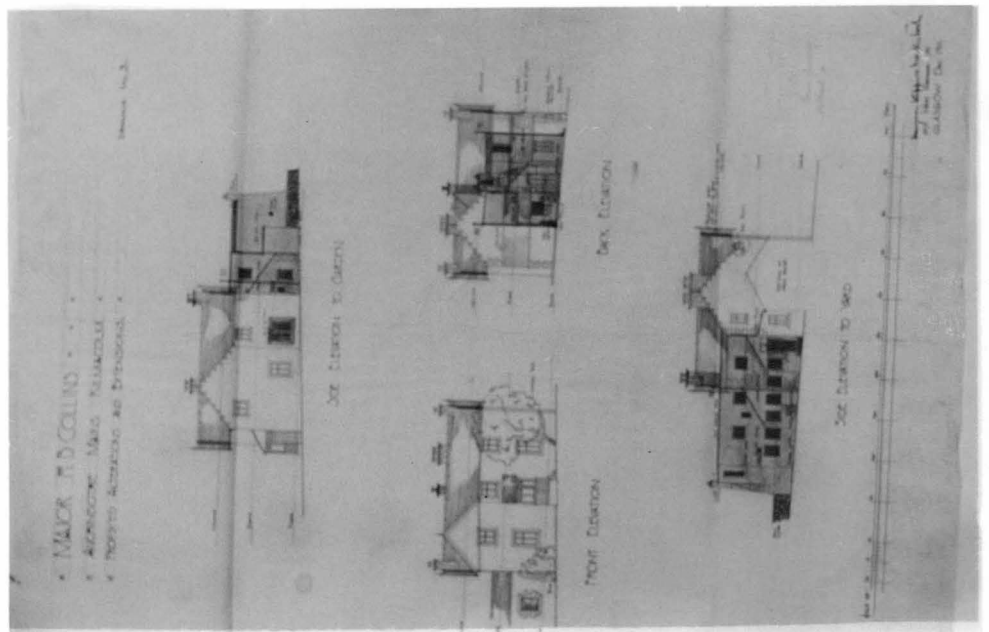
53-C
Plan of Ground
floor Dec.1911.



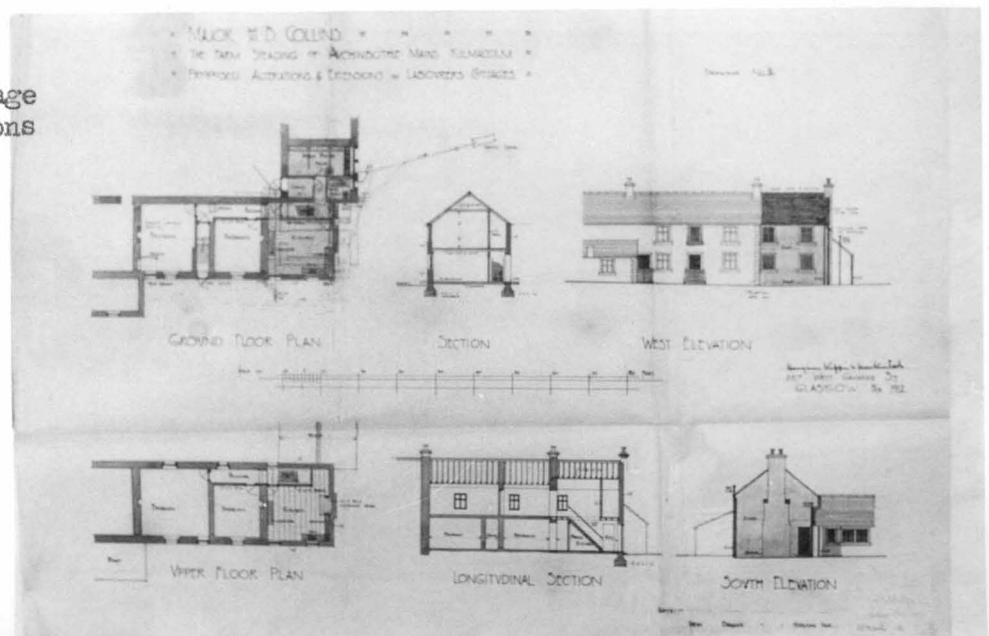
53-D
Plan of Upper
floor and Roof
Dec. 1911.



53-E
Elevations
Dec. 1911.

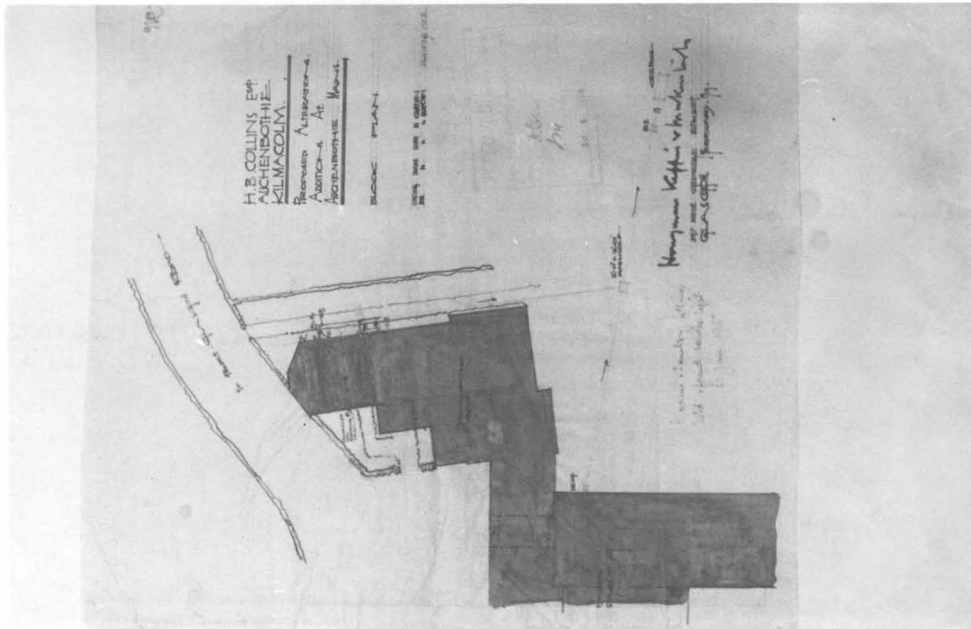


53-F
Labourer's Cottage
Plans, Elevations
and Sections
Feb. 1912

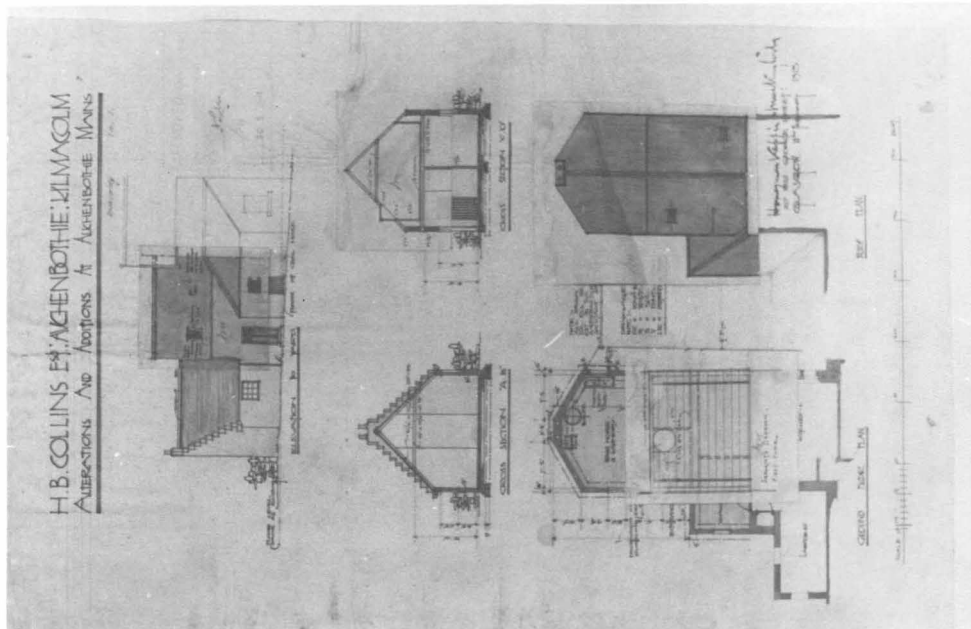


53. AUCHENBOTHIE MAINS

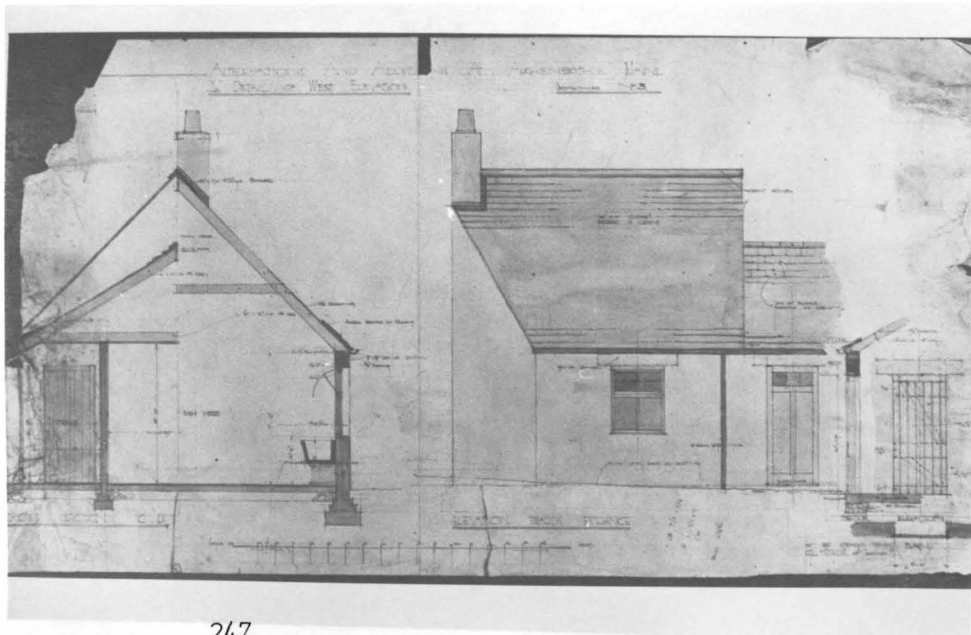
53-G
Block Plan
Feb. 1913.
(Re-designed)



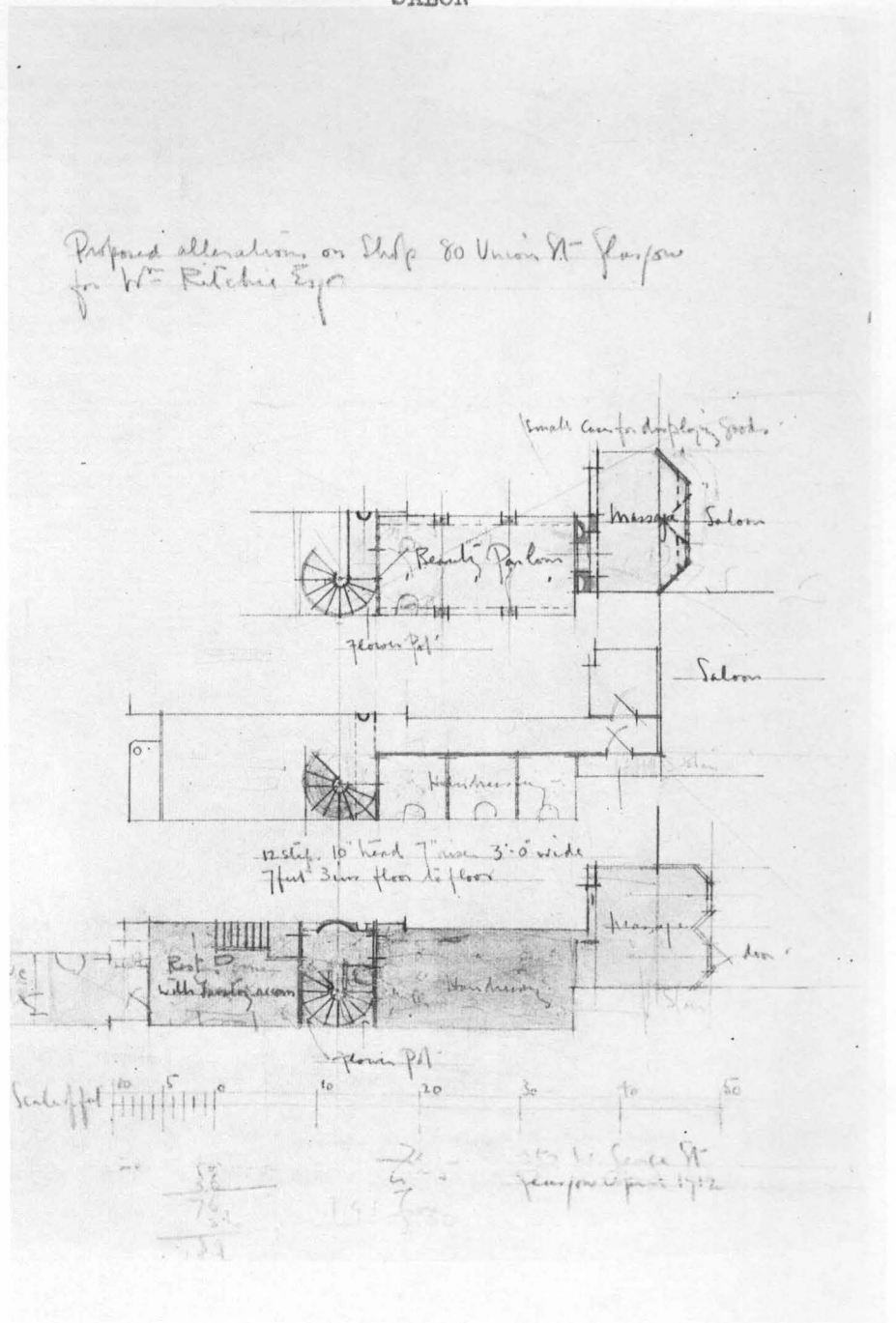
53-H
Plans Elevation
and Sections
Feb. 1913.
(Re-designed)



53-I
Detail of West
Elevation and
Cross Section
Feb. 1913.




54. DESIGN FOR LADIES HAIRDRESSING
SALON



54-A
Plans

April 1912.

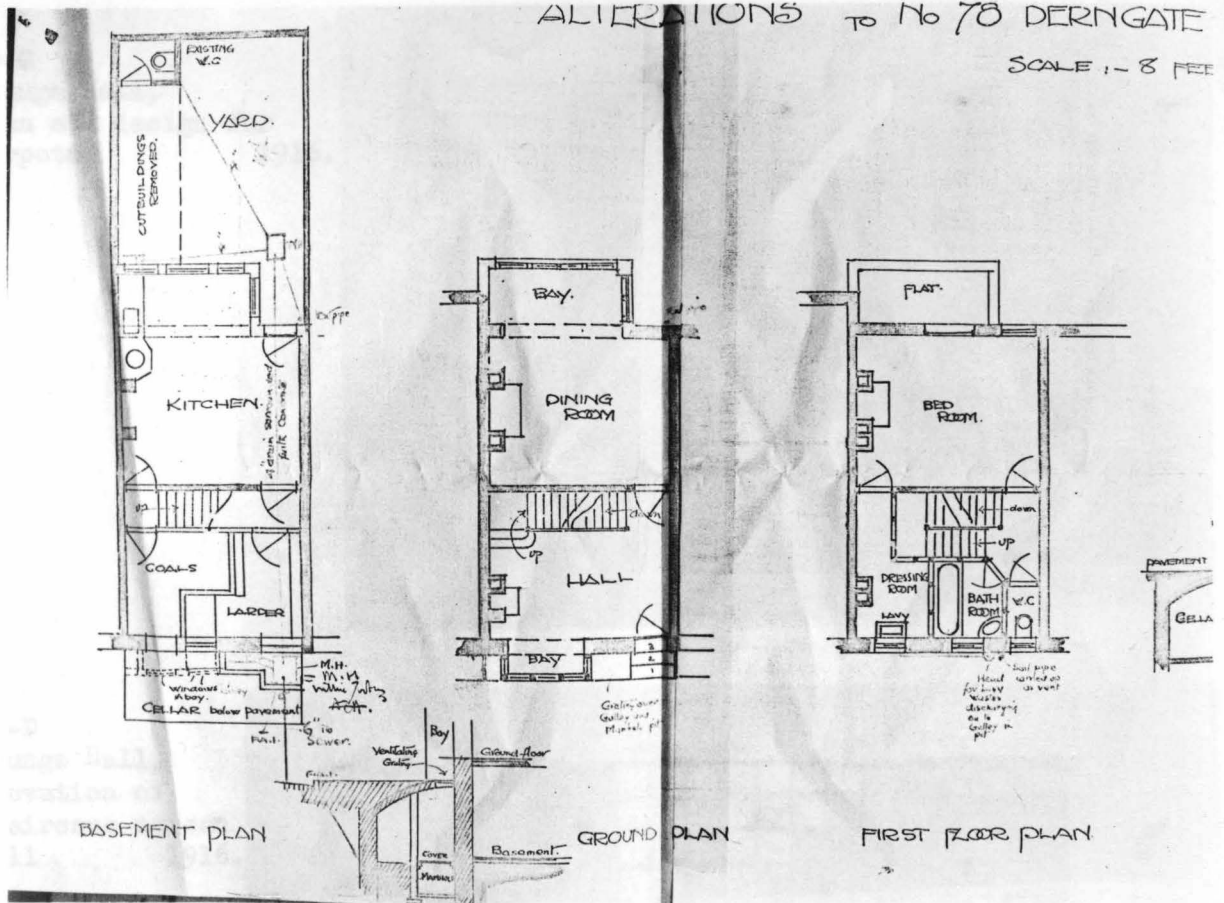


78 Derngate, Northampton

Date : 1916-20
Place : 78 Derngate, Northampton
Client : W. J. Bassett-Lowke


ALTERATIONS TO No 78 DERNGATE

SCALE 1" = 8 FEET

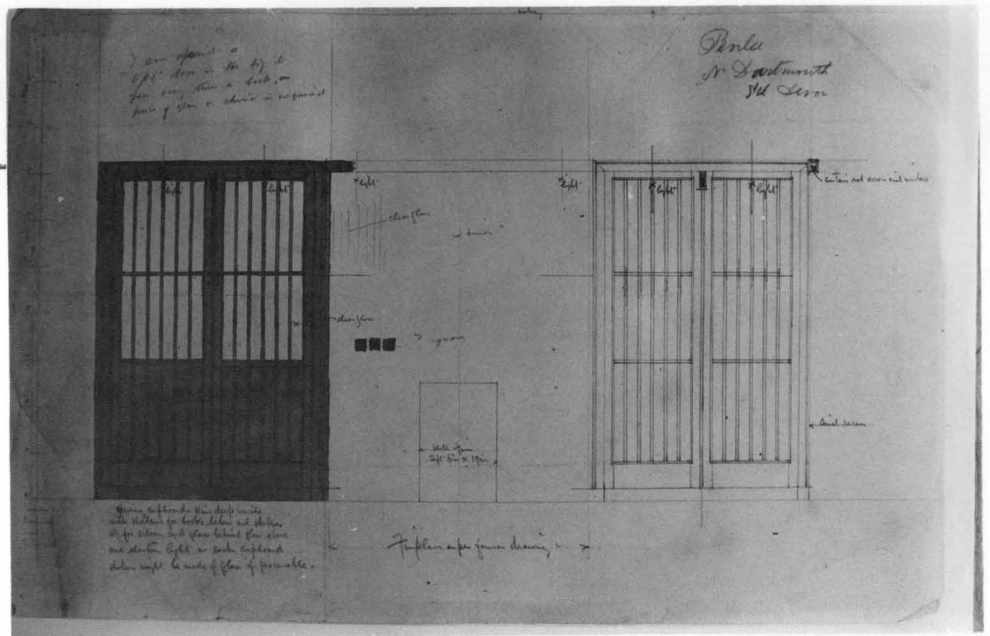


55-A
Plan of Basement, Ground, First floors
1916.

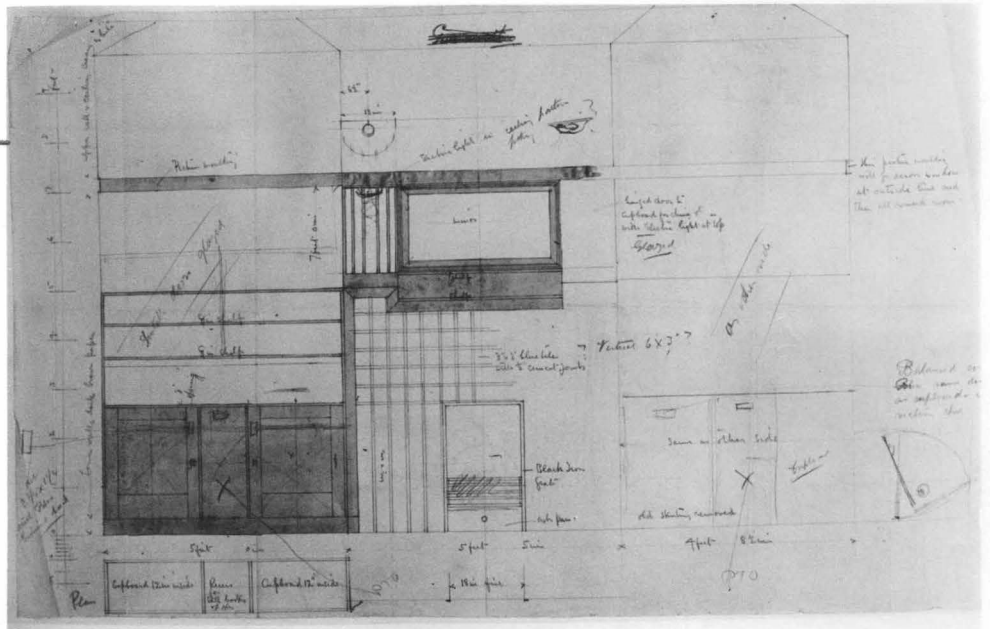
55-B
Lounge hall,
preliminary design
for the fireplace
and a coatpress
1916.



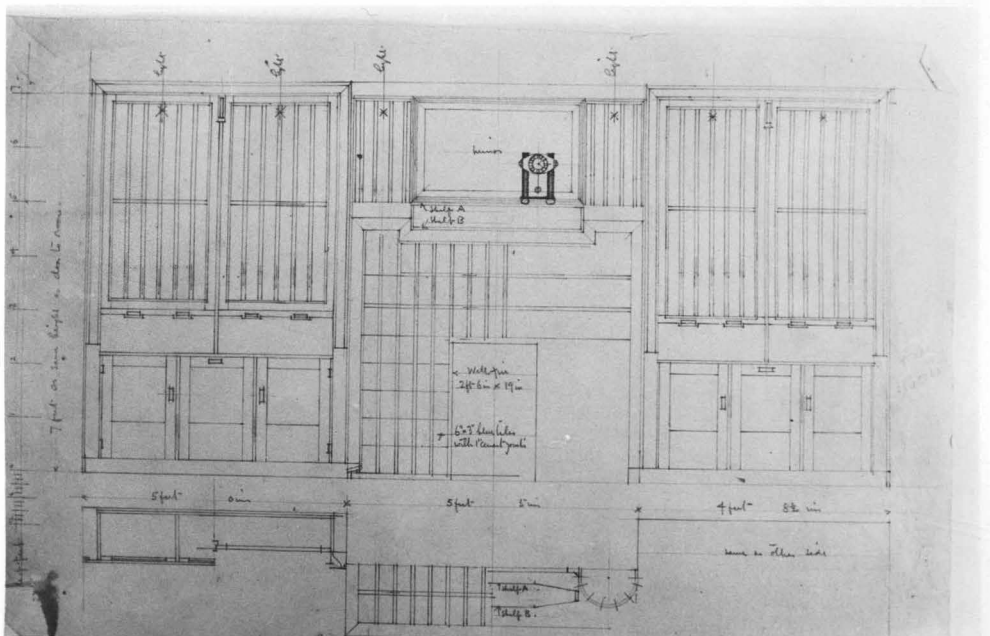
55-F
Dining room,
Preliminary
design for fire-
place wall (1)
1916.



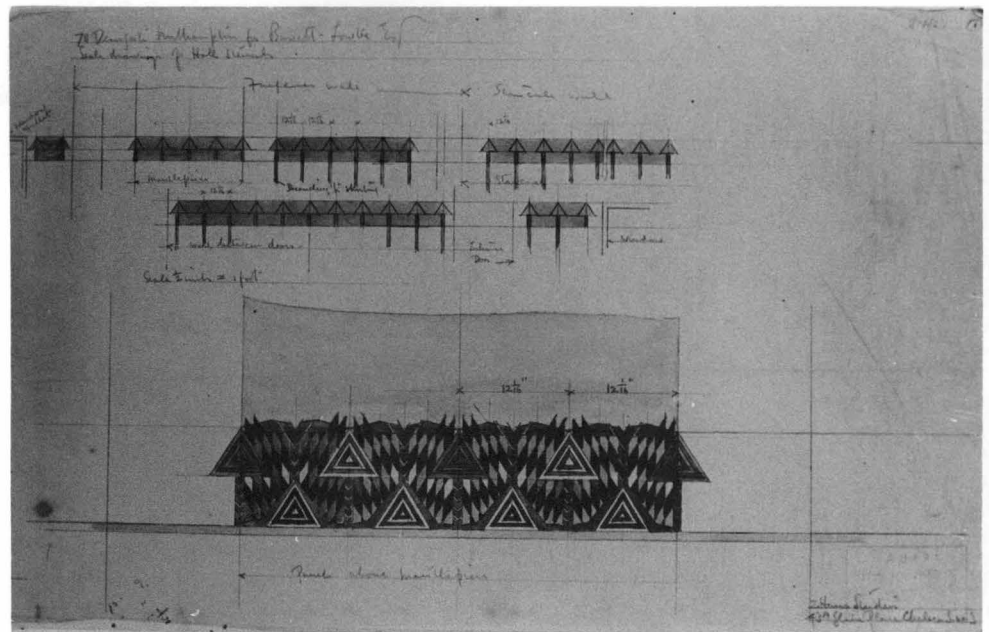
55-G
Dining room,
Preliminary
design for fire-
place wall (2)
1916.



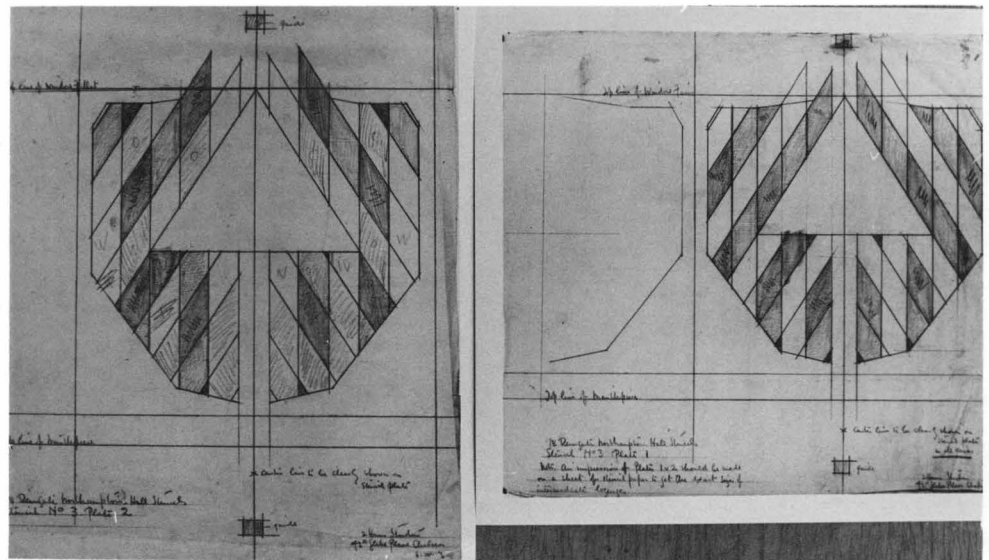
55-H
Dining room,
Elevation of
fireplace wall
1916.



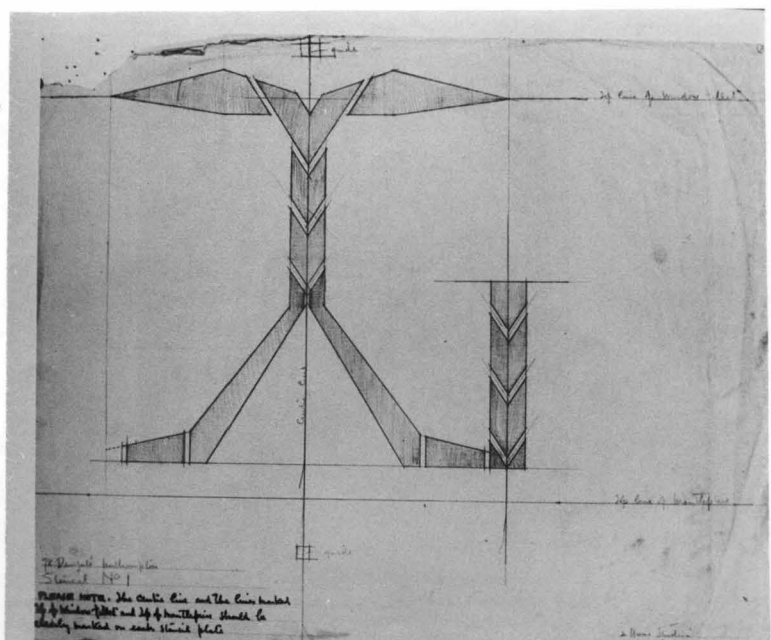
55-K
Lounge Hall,
New stencil
design, layout
and detail
1920.



55-L
Lounge Hall,
New stencil
design, stencil
No.3 plate 2.
55-M
Lounge Hall,
New stencil
design, stencil
No.3 plate 1.
1920.

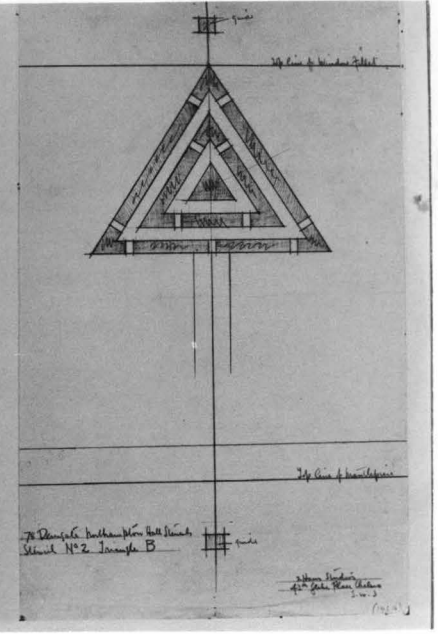
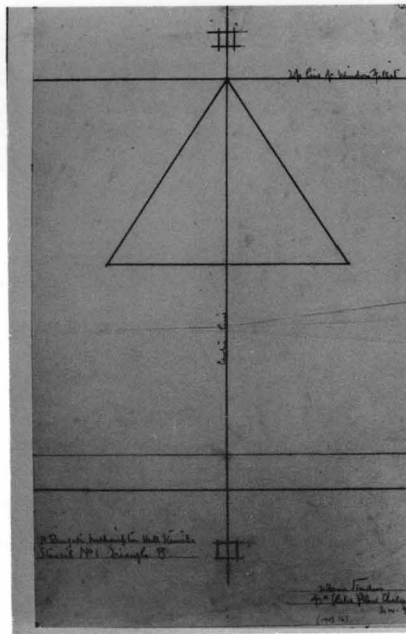


55-N
Lounge Hall, New stencil
design, stencil No.1 1920.



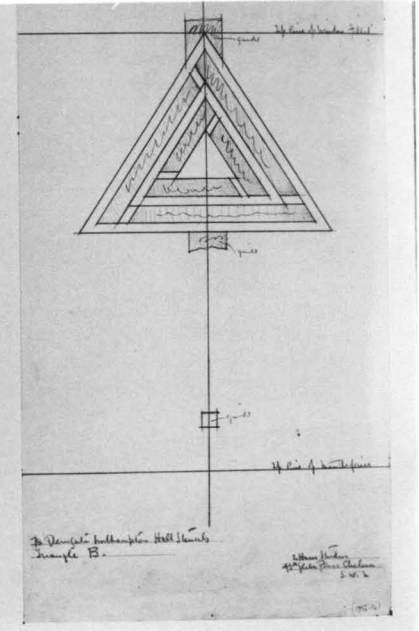
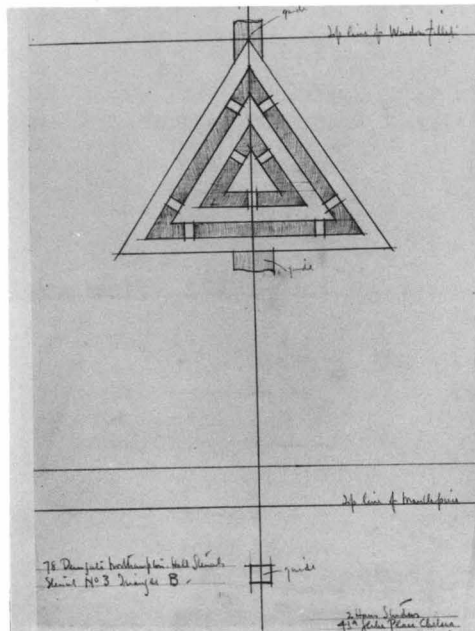
55-O
Lounge Hall, New
stencil design,
stencil No.1 Triangle
B 1920.

55-P
Lounge Hall, New
stencil design,
stencil No.2 Triangle
B 1920.



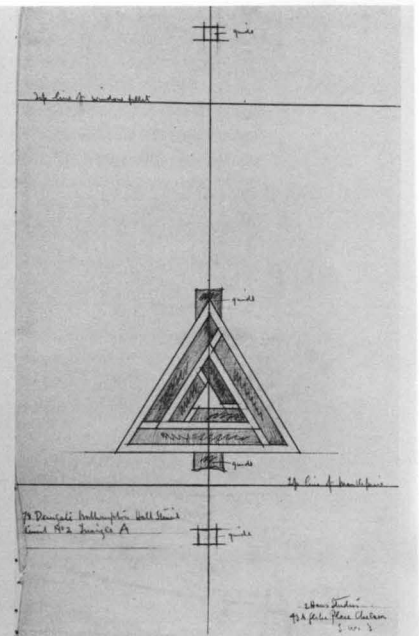
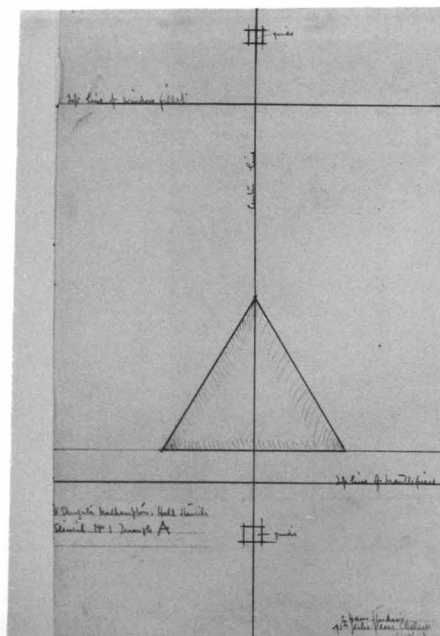
55-Q
Lounge Hall, New
stencil design,
stencil No.3
Triangle B 1920.

55-R
Lounge Hall, New
stencil design,
Triangle B. 1920.

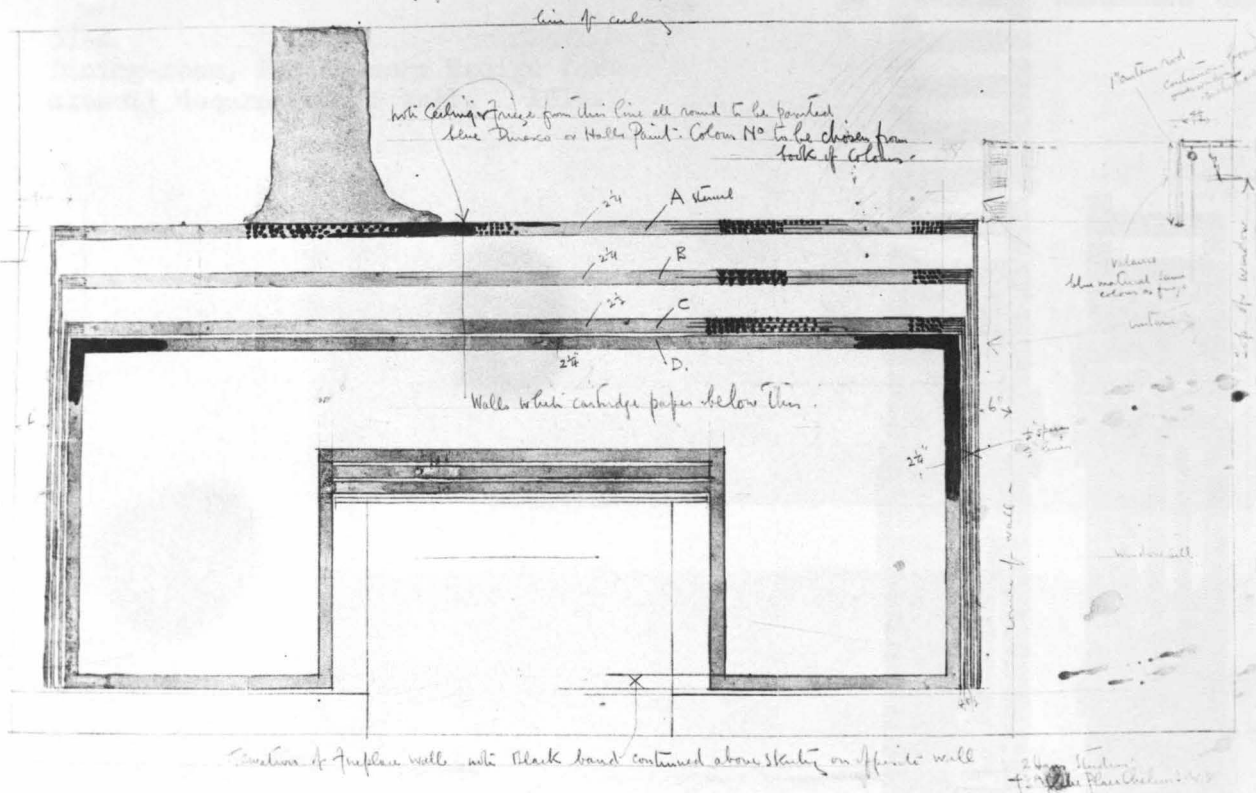


55-S
Lounge Hall, New
stencil design,
stencil No.1
Triangle A 1920.

55-T
Lounge Hall, New
stencil design,
stencil No.2
Triangle A 1920.




W. J. Bennett - Louisa Twp. Scale drawing of wall decoration for Bedroom at Bath - No




56-A
Elevation of fireplace wall 1917.

Photograph of bedroom.



57-A
Dining-room, Preliminary design for
stencil decoration of wall. 1918.

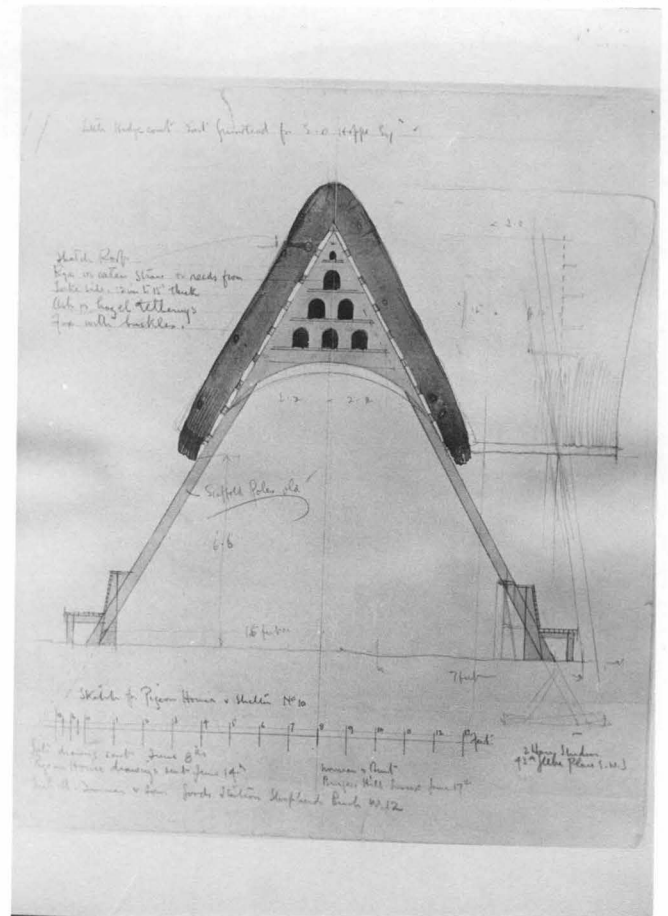


Picture of Candida Cottage



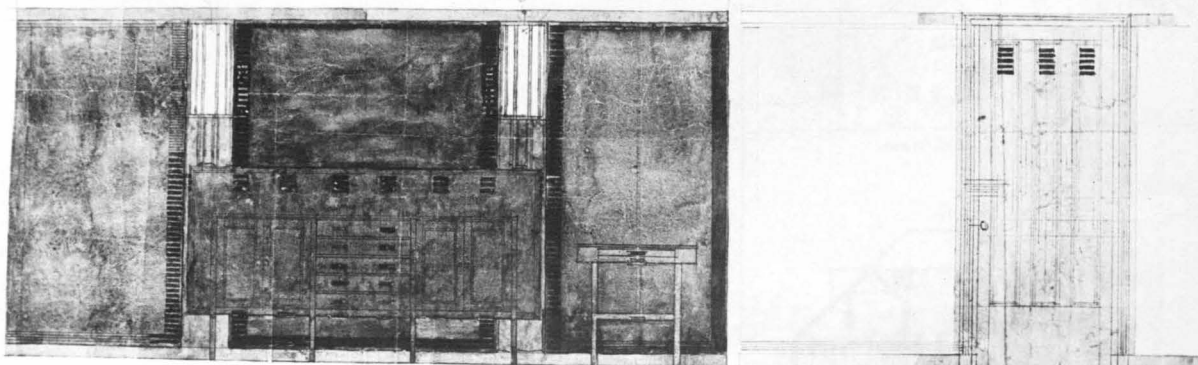
59. COTTAGE, LITTLE HEDGECOURT FOR
E.O. HOPPE

59-A
Design for Pigeon House 1919-1920.



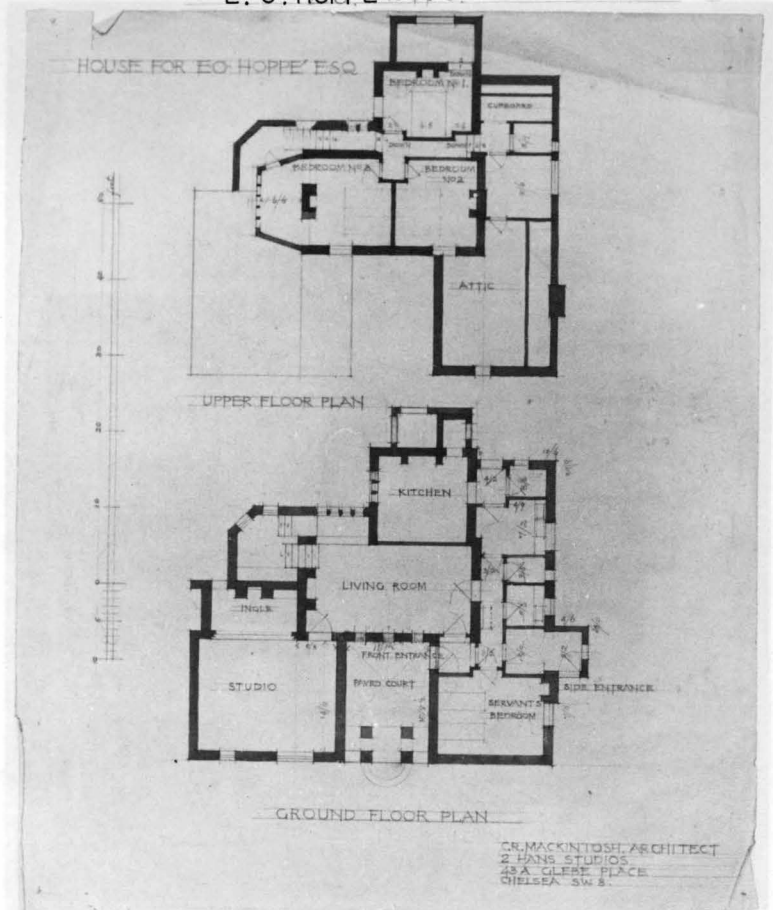
58. DINING ROOM FOR F.M. JONES

58-A
Elevation of sideboard wall and door
wall
March 1919.

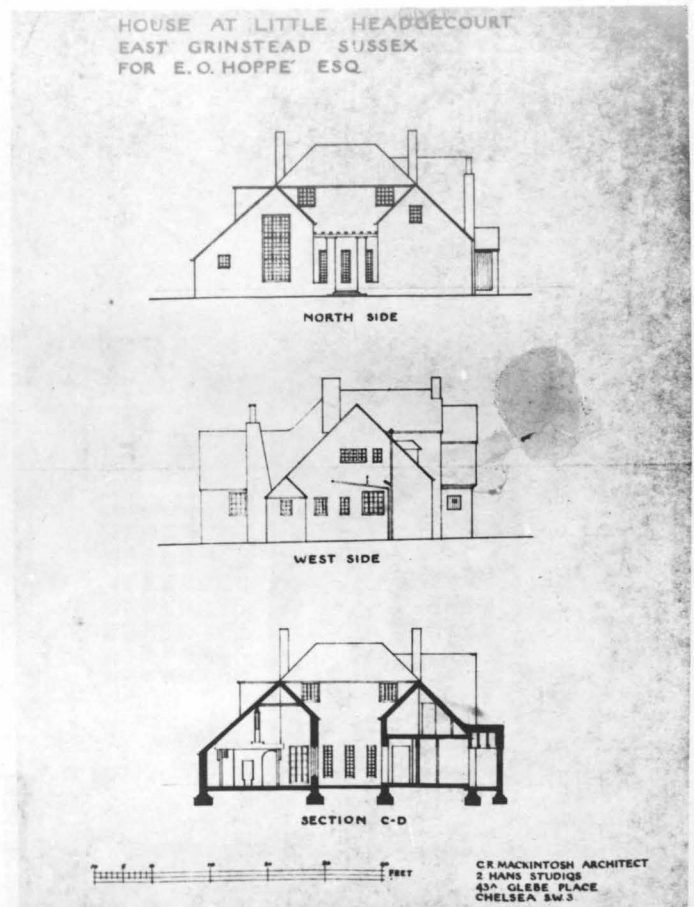



59. COTTAGE, LITTLE HEDGECOURT FOR
E. O. HOPPE

59-B
Plan of Ground and Upper floor.
1919.



59-C
North and West Elevation and
Section C-D 1919.







60-A
Three Chelsea Studios,
Elevation to Glebe Place

1920.

60-B
Three Chelsea Studios,
Elevation to Cheyne House Garden 1920.

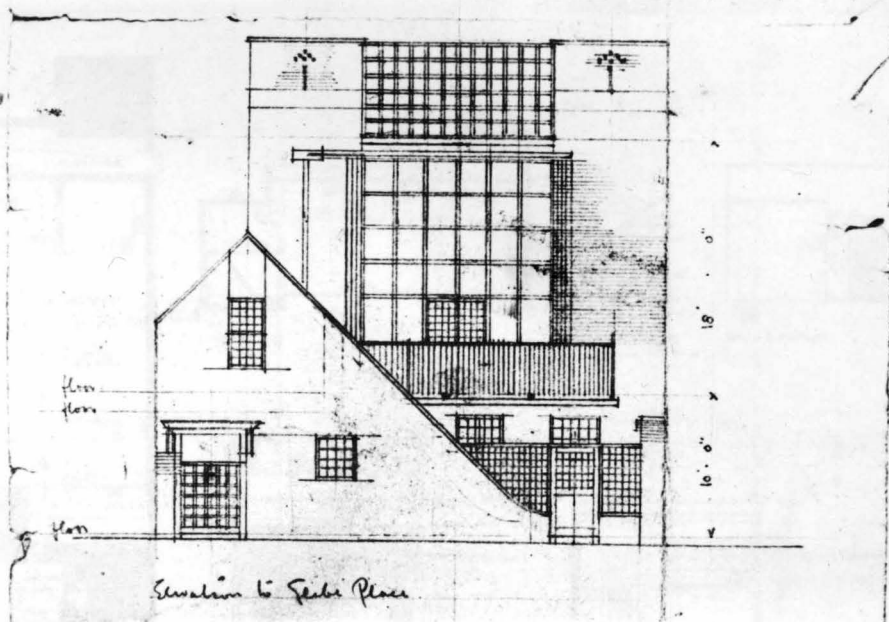




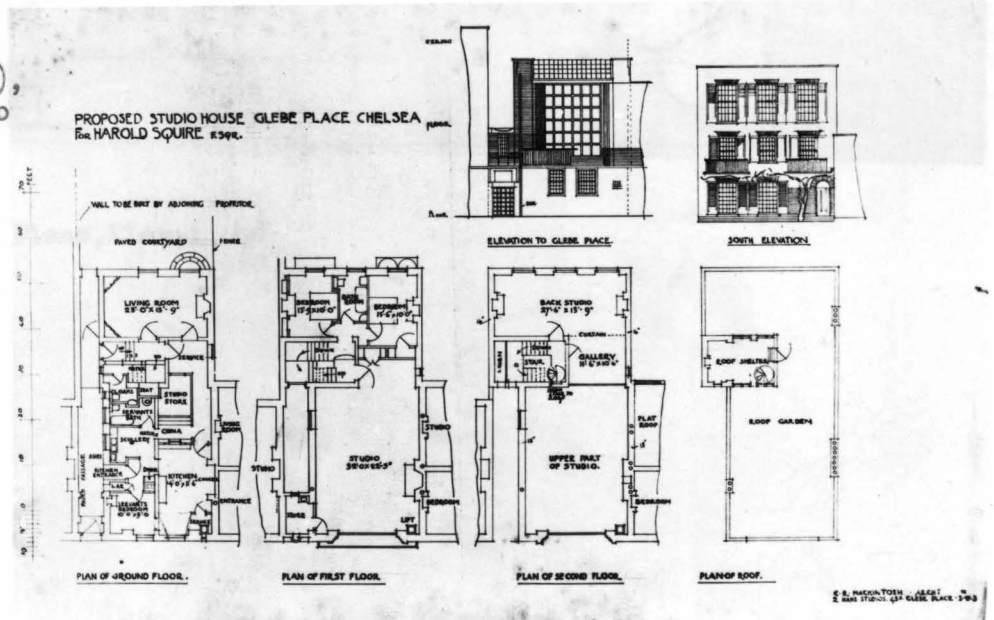
The studio for Harold Squire

Date : 1920-1921
Place : 49 Glebe Place, Chelsea, London
Client : Harold Squire

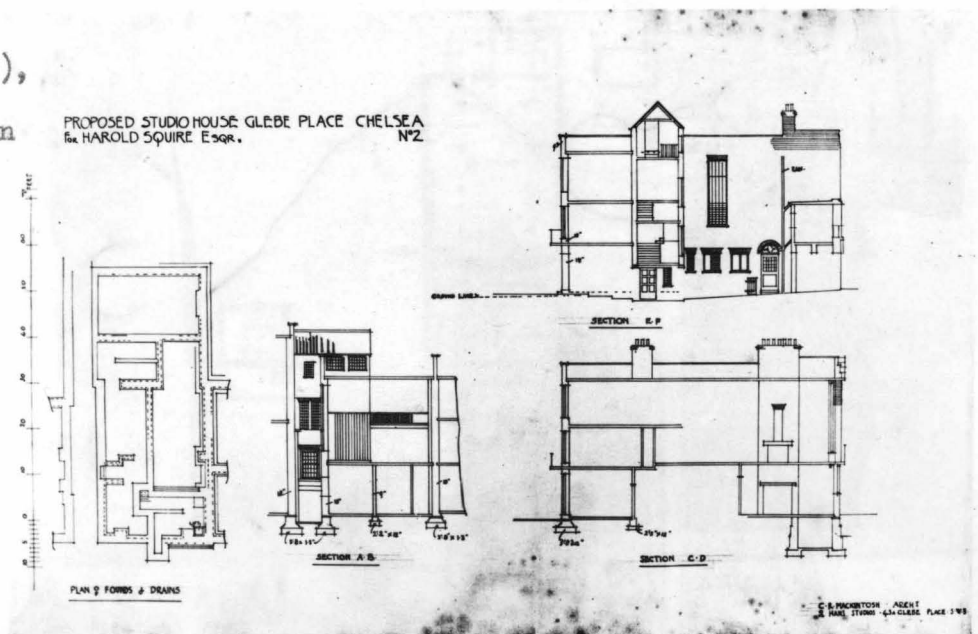
60(2)-A
Proposed design (1),
Elevation to Glebe
Place 1920.

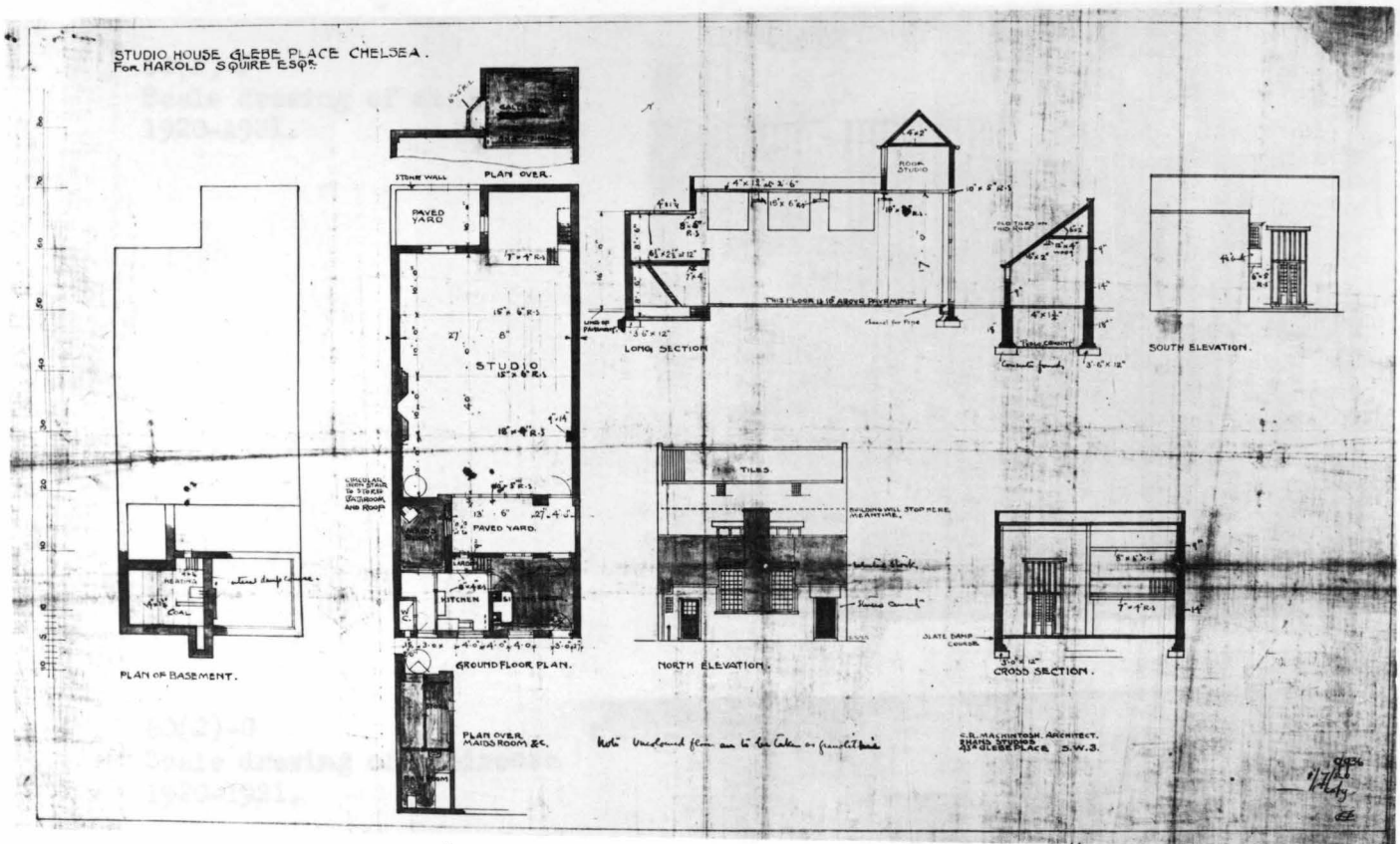


60(2)-B
Proposed design (2),
Plans and Elevation
1920.



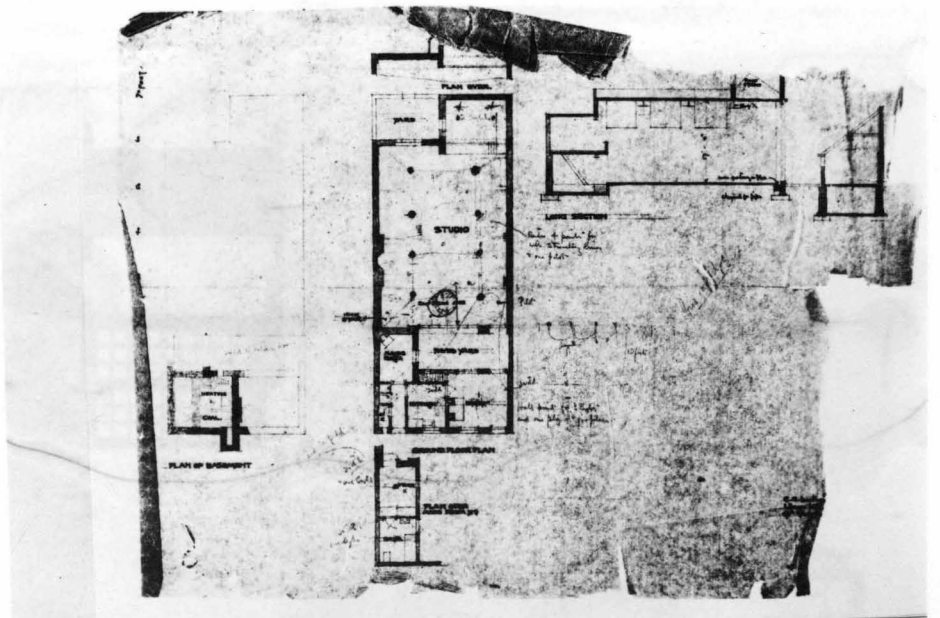
60(2)-C
Proposed design (2),
Plan of found &
drains and Section
1920.






60(2)-D
Executed design, Plans, Elevations
and Sections 1920.


60(2)-E
Executed design,
Preliminary drawing
for plans and
Section 1920.



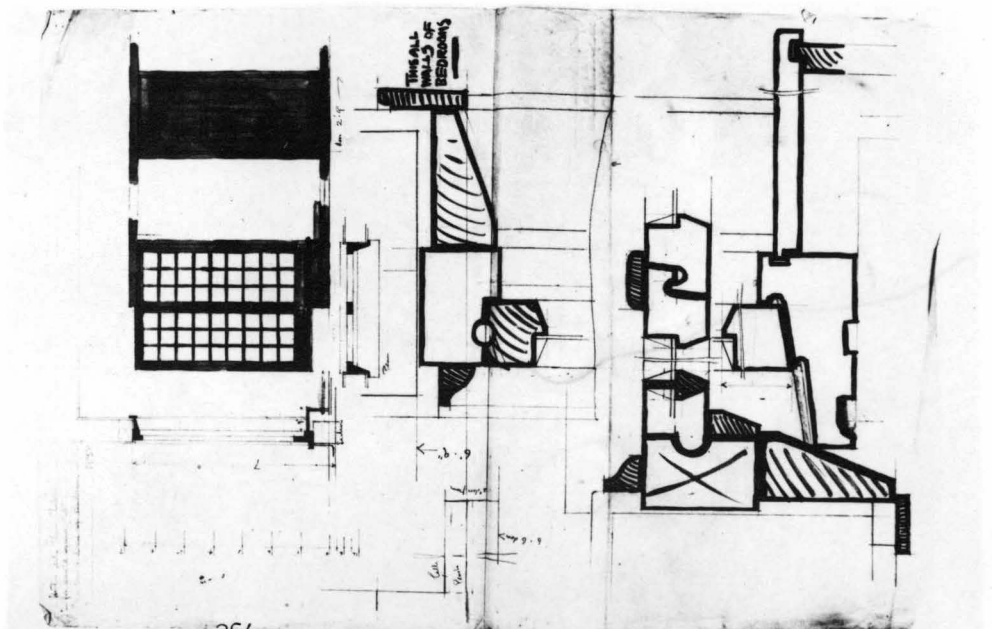
60(2)-F
Scale drawing of staircase
1920-1921.




60(2)-G
Scale drawing of staircase
1920-1921.



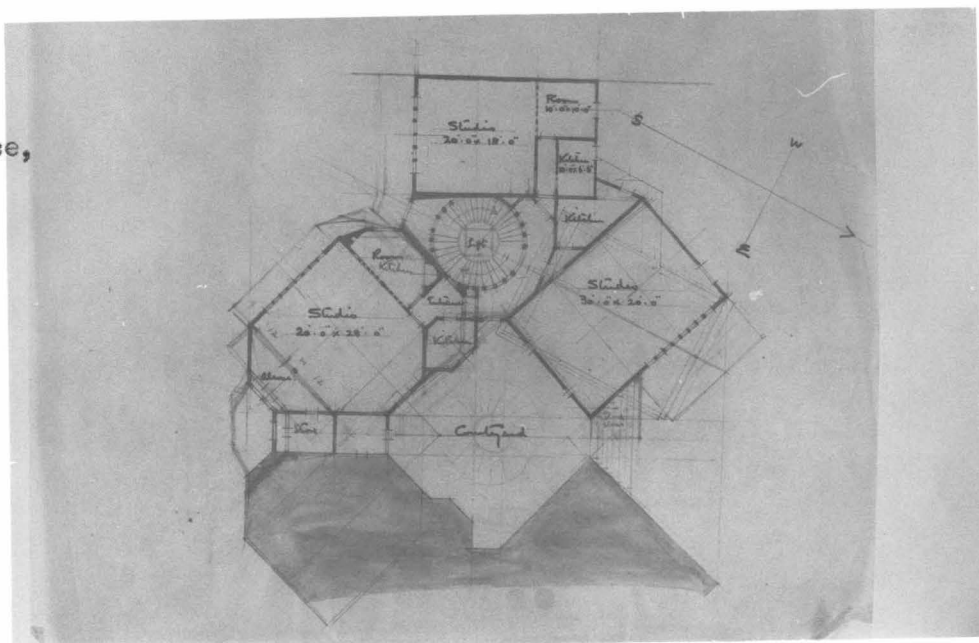
60(2)-H
Scale drawing of
window, door in
bedroom on roof
1920-1921.



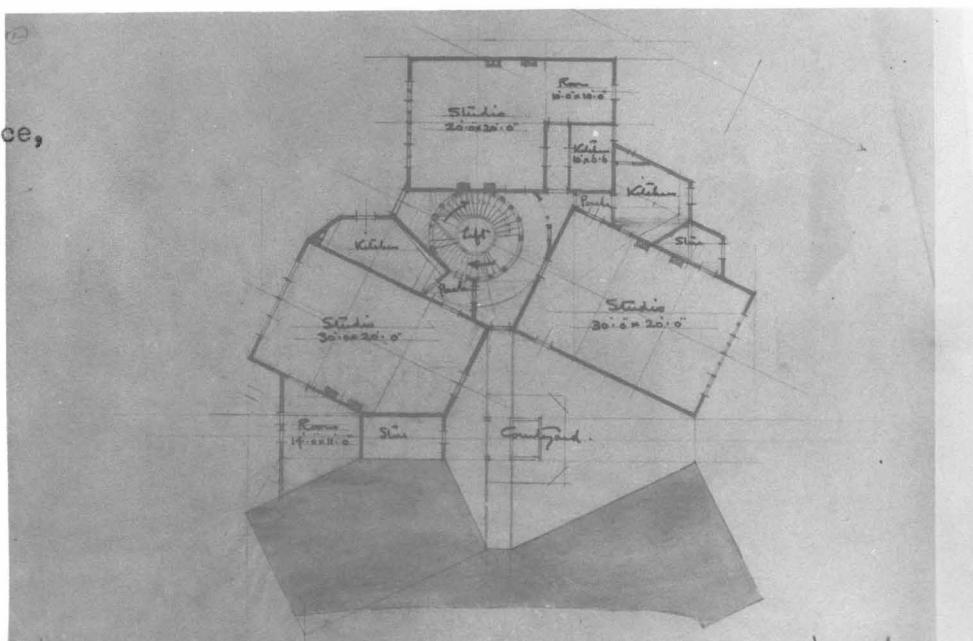
60 (3)-A
Preliminary
design for Arts
League of Service,
South Elevation
1920.



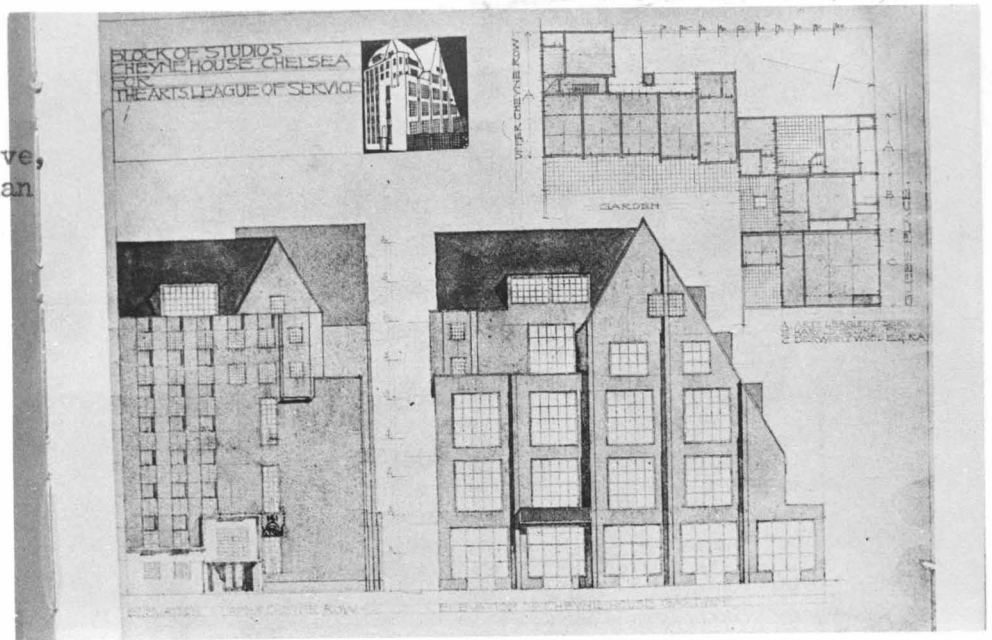
60 (3)-B
Preliminary
design for Arts
League of Service,
Plan 1920.



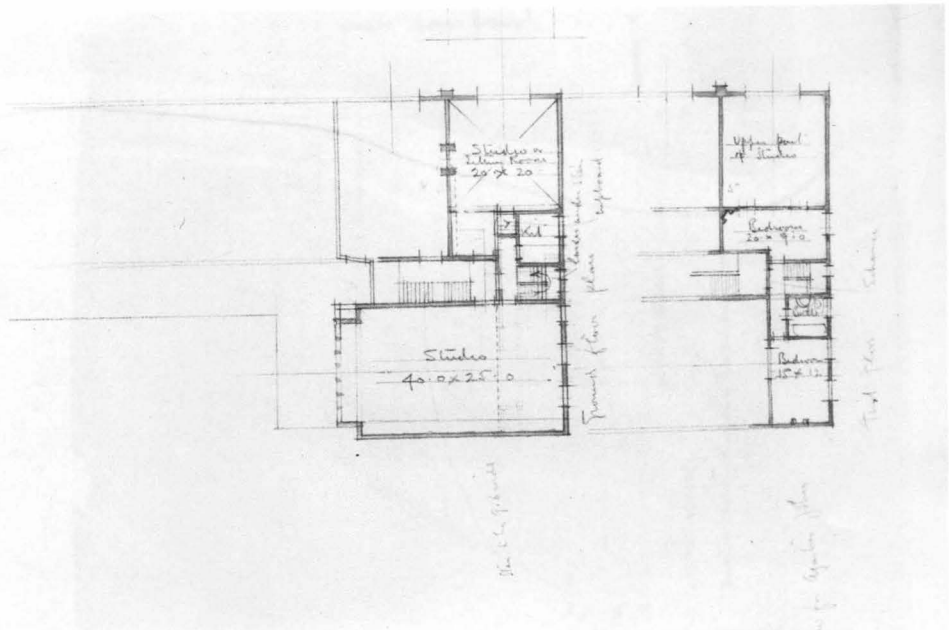
60 (3)-C
Preliminary
design for Arts
League of Service,
Plan 1920.



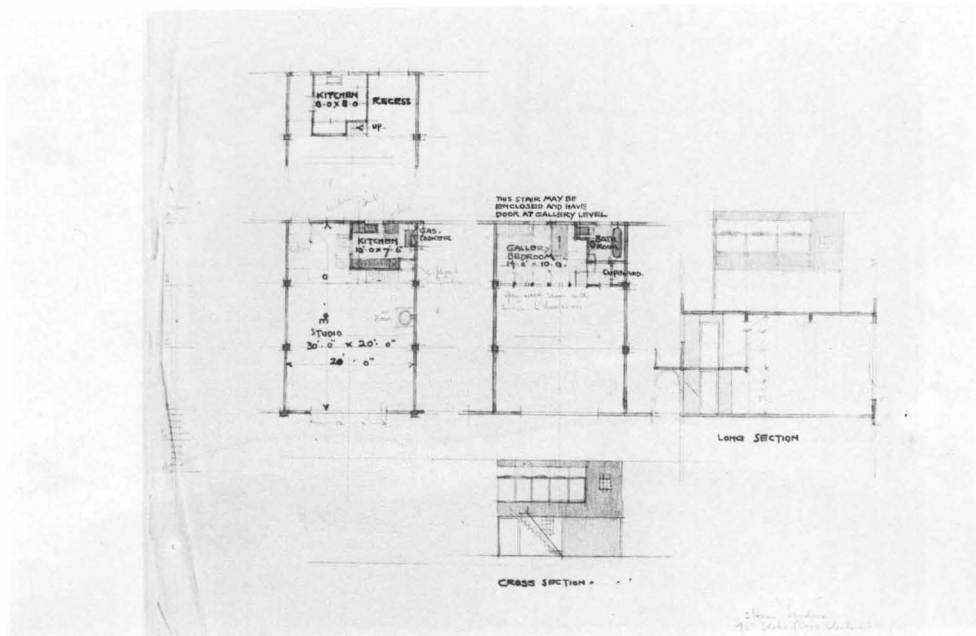
60 (3)-D
Cheyne House,
Small Perspective,
Ground floor plan
and Elevations
1920.



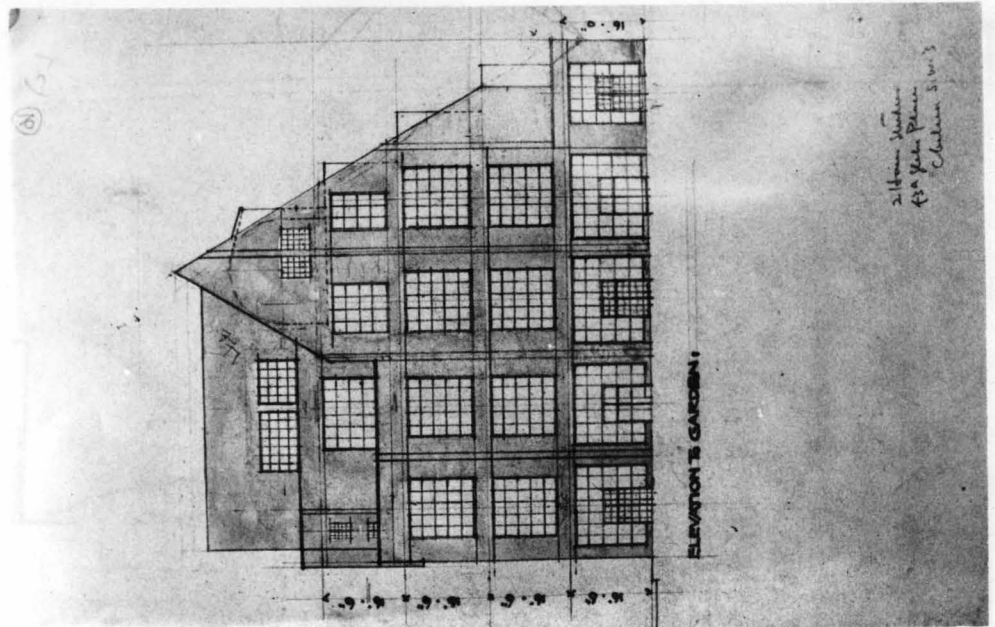
60 (3)-E
Cheyne House,
Studio for
Augustus John in
First or Second
floor at South
side area 1920.



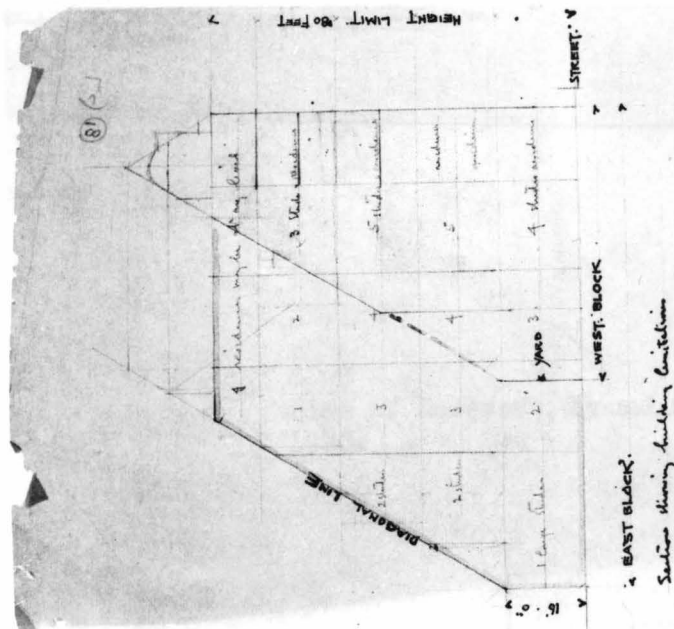
60 (3)-F
Cheyne House,
sketch for plan
of studio
1920.



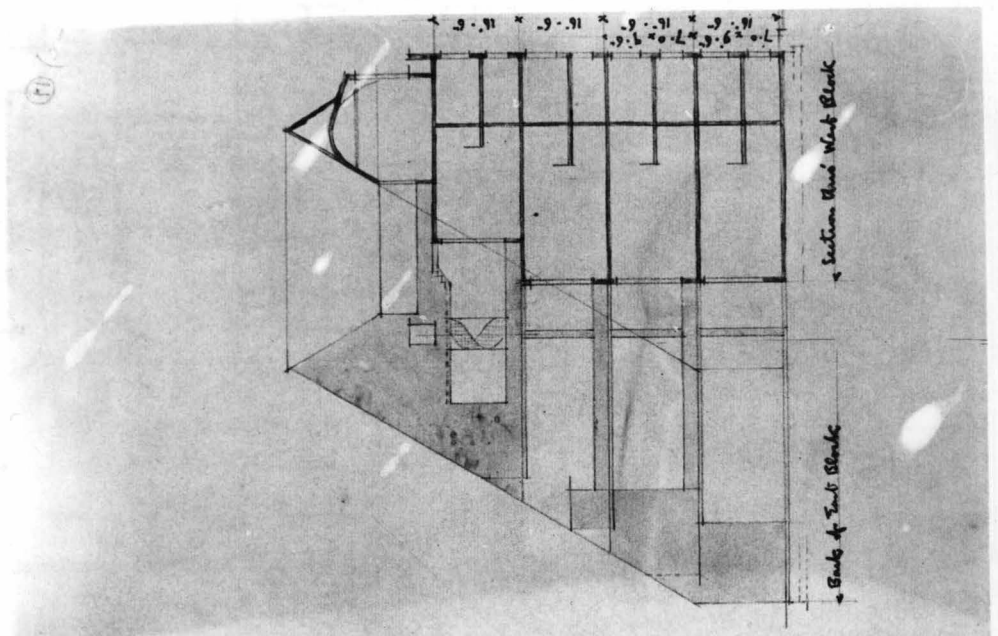
60 (3)-G
Cheyne House,
East Elevation
1920.

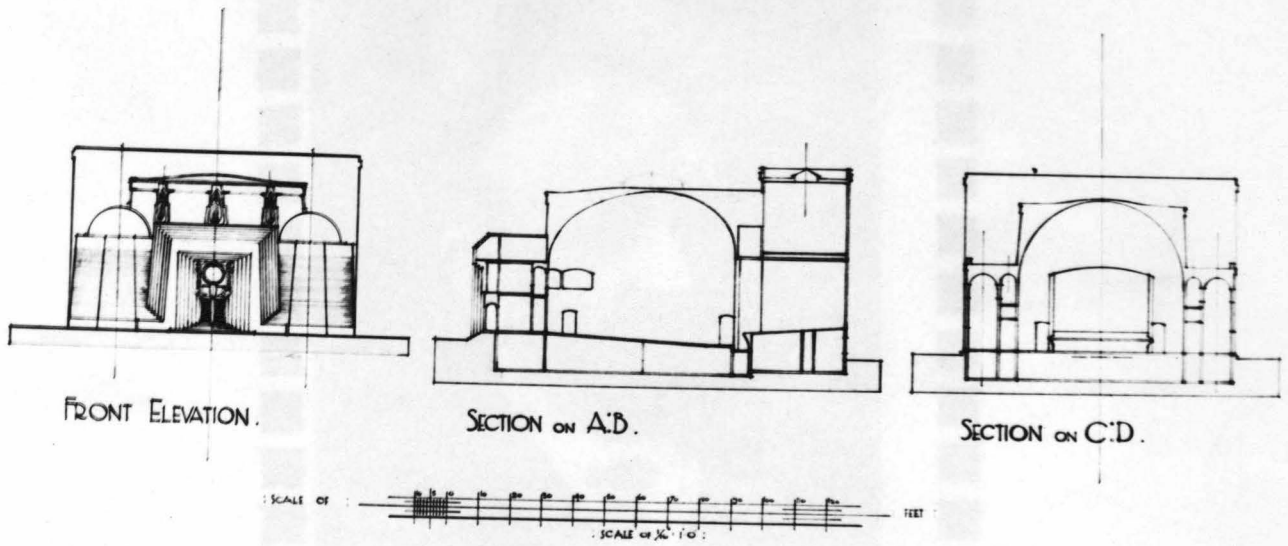


60 (3)-H
Cheyne House,
Section showing
building limitation
1920.



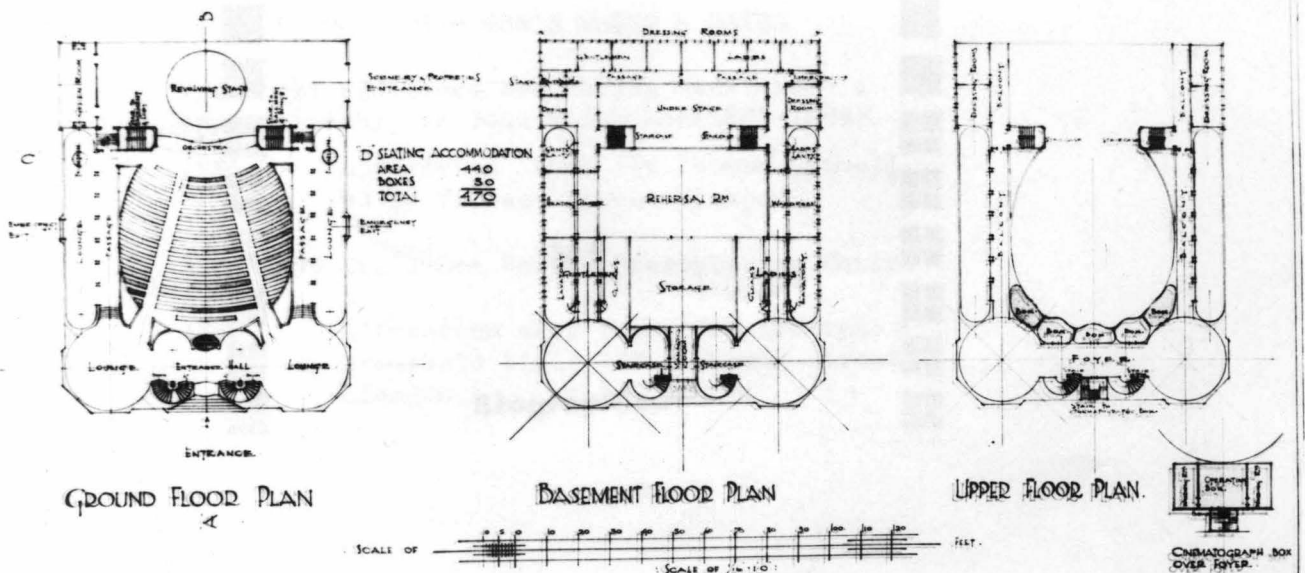
60(3)-I
Cheyne House,
Section 1920.





61-A
Front Elevation and Sections 1920.

61-B
Plan of Basement, Ground, upper floors 1920.





John Hutchison the son of Archibald Hutchison of Fairhill Paisley was educated at Paisley and the Glasgow High School. He was a pupil of J. T. Rothead a Glasgow Architect; a member of the Glasgow Institute of Architects and a Fellow of the R.I.B.A..

LIST OF JOHN HUTCHISON'S WORKS & DATES

The works described are during Mackintosh's apprenticeship to John Hutchison (1884-1889).

1886 Alteration Shop for Thomas Gemmell
93 St Vincent Street Glasgow

1887-1899 Craigmore United Presbyterian Church

1888 Alteration shop front for Trustees of
Archibald Blait, 109 Buchanan Street
Glasgow.

Biographical



John Hutchison the son of Archibald Hutchison of Fairhill Paisley was educated at Paisley and The Glasgow High School. He was a pupil of J.T.Rohead a Glasgow Architect; a member of the Glasgow Institute of Architects and a Fellow of the R.I.B.A..

LIST OF JOHN HUTCHISON'S WORKS & DATES


The works described are during Mackintosh's apprenticeship to John Hutchison(1884-1889).

1886 Alteration Shop for Thomas Gemmell
 93 St Vincent Street Glasgow

1887-1899 Craigmore United Presbyterian Church

1888 Alteration shop front for Trustees of
 Archibald Blait, 109 Buchanan Street
 Glasgow.

JOHN HONEYMAN L L.D R.S.A. (1831 - 1914)



John Honeyman the third son of John Honeyman J. P. 21 Carlton Place, Glasgow was born in Glasgow on the 11 August 1831. He was educated at Merchiston, Glasgow University and apprenticed to Alex Munro, a local architect. Honeyman practised chiefly as an ecclesiastical and domestic architect and wrote and published many papers on architectural, archaeological, social, economic and sanitary subjects. He was elected a Royal Scottish Academician in 1895 and a Fellow of the Royal Institute of British Architects in 1874. He was for many years a member of the council of R.I.B.A. and took an active part in popularising the Institute in Scotland. He became variously President of the G.I.A., the Glasgow Archaeological Society, one of the Governors of the Glasgow and West of Scotland Technical College and a member of the Glasgow Art Club. He took John Keppie into partnership in 1889 and retired from his firm in 1904. He died at Bridge of Allan in 1914.

JOHN KEPPIE (1862-1945)



John Keppie , the son of James Keppie a Tobacco Importer, was born at Glasgow in 1862. He was educated in Ayr Academy , Glasgow University, the Ecole de Beaux Arts in Paris (Atelier Pascal). Keppie was chief draughtsman to James Sellars before he joined John Honeyman in partnership in 1889. He gained two Silver Medals from the Royal Institute of British Architects. He was elected a President of the Architectural Association in Glasgow and President of the Glasgow Art Club. He also travelled widely in Europe.

LIST OF JOHN HONEYMAN'S WORKS & DATES

	1861	Greenock Free West Church
	1862	The Paisley Observatory
	1862-1863	Lansdowne Church and Halls 433 North Woodside Road 416-420 Great Western Road Glasgow
	1862-1864	St Andrew's Parish Church Halls 61 Charlotte Street Calton Glasgow
	1864-1865	Trinity Congregational Church 71-73 Claremont Street 178 Berkeley Street Glasgow
	1864	The Warehouse 24-30 Jamaica Street Glasgow
	1865	Battlefield East Church 1220 Cathcart Road Glasgow
	1866-1867	Barony Free Church 45-53 Castle Street 18 Cathedral Street Glasgow
	1868	Paisley Museum and Library
	1868	Talmud Torah Hebrew School 16 Turriff Street Glasgow
	1868	The Municipal Buildings Helensburgh
	1869	City Temple (Bible Pattern) 70 Peel Street Partick
1	1869-1871	North Park House (Broadcasting House) Queen Margaret Drive, Kelvinside Glasgow
	1870	Admiral Street Methodist Church 20-24 Admiral St Kingston Glasgow
	1871	Addition Western Club Building (demolished 1965)
1	1872	Craigie Hall for Thomas Mason 6 R Works Road Dates ck
1	1872	The Warehouse for F & J Smith's Furniture 120-136 Union Street 41-55 Gordon Street Glasgow

THE LIST OF JOHN HONEYMAN'S WORKS & DATES

- 1861 Greenock Free West Church
- 1862 The Paisley Observatory
- 1862-1863 Lansdowne Church and Halls
433 North Woodside Road 416-420 Great
Western Road Glasgow
- 1862-1864 St Andrew's Parish Church Halls
61 Charlotte Street Calton Glasgow
- 1864 Trinity Congregational Church
71-73 Claremont Street 178 Berkeley
Street Glasgow
- 1864 The Warehouse
24-30 Jamaica Street Glasgow
- 1865 Battlefield East Church
1220 Cathcart Road Glasgow
- 1866-1867 Barony Free Church
45-53 Castle Street 18 Cathedral Street
Glasgow
- 1868 Paisley Museum and Library
- 1868 Talmud Torah Hebrew School
16 Turriff Street Glasgow
- 1868 The Municipal Buildings Helensburgh
- 1869 City Temple (Bible Pattern)
70 Peal Street Partick
- 1 1869-1871 North Park House (Broadcasting House)
Queen Margaret Drive Kelvinside Glasgow
- 1870 Admiral Street Methodist Church
20-24 Admiral St Kingston Glasgow
- 1871 Addition Western Club Building
(demolished 1965)
- 1 1872 Craigie Hall for Thomas Mason
6 Rowan Road Dumbreck
- 1 1872 The Warehouse for F & J Smith's
Furniture
120-136 Union Street 41-55 Gordon Street
Glasgow

- 1872 Henderson Street School
40-60 Henderson Street 45 Mount Street
Glasgow
- 1875 Paisley Mental Hospital
- 1875 Candlish Memorial Church and Halls
513 Cathcart Road Govanhill Glasgow
- 1 1877 St Philips U Free Church
Portobello Joppa, Edinburgh
- 1878 Skipness Castle Argyllshire
- 1878-1880 Barony North Church
14;20 Cathedral Square Glasgow
- 1880 Belhaven Westbourne Church and Halls,
52 Westbourne Gardens, Kelvinside,
Glasgow
- 1882 Auchamore House Gigha
- 1883-1884 Elder Park Parish Church
Golspie Street 21 Logie Street Govan
Glasgow

- 1 These works by John Honeyman were later extended or altered by the J. Honeyman & Keppie Architects and involved Mackintosh, eg Craigie Hall was built in 1872 and was extended and altered in 1892-1894 by John Honeyman & Keppie Architects and Mackintosh was responsible particularly for the decoration and The Music Room in 1897; St Philips U Free Church built in 1877 and design for the organ case in 1906-1907; Mackintosh also worked on the Queen Margaret's Medical College New building 1894-1895, built on the site of North Park House 1869-1871; and the Exhibition Stand for the Glasgow International Exhibition of 1901 for the same client as for Warehouse for Frances & J Smith.

LIST OF WORKS BY MESSRS JOHN HONEYMAN & KEPPIE ARCHITECTS' WITH DATES

This list describes the firm's works from the time Mackintosh joined in 1890 to the time he left in 1914. None of the designs has a special place as a Mackintosh work but it is possible that he was also involved with these works.

- 1890 Fairfield Co Office
 1030 1048 Govan Road Glasgow
- 1891-1892 Competition The Glasgow Art Galleries
 Kelvingrove Glasgow.
 (Two projects were entered by Honeyman and
 Keppie)
- 1891 Store for McInnes, MacKenzie & Lockhead,
 Bishop Street Glasgow
- 1891 Alteration office of Bank of Scotland,
 George Square Glasgow
- 1892-1893 Alteration tenement W C for Mrs Brown
 42 Miller Street Glasgow
- 1892 Addition Church Hall and Shops for
 St Thomas' Wesleyan Church Wesleyan
 Street Glasgow
- 1893 Alteration tenement W C for Miss
 M. MacKean 41-51 South Albion Street
 Glasgow
- 1894 Competition The Royal Insurance Building
 Buchanan Street Glasgow
- 1894-1895 Addition Little Dovehill Public School
 The Glasgow School Board
- 1895 Extension Bed-rooms of Lilybank House
 for The Queen Margaret Hall Co. Ltd.
 Bute Gardens Glasgow
- 1895-1896 Extension Mission Premises for Trustees
 of Glasgow House of Shelter for Females
 Whitevale Street Glasgow
- 1895 Alteration Shopfront for J. Raeburns
 401 Sauchiehall Street, Glasgow
- 1896 Alteration Shop for Messrs. Pettigrew
 and Stephens Sauchiehall Street Glasgow

- 1896 Musicians Gallery in Ballroom for the
Grand Hotel, Charing Cross, Glasgow
- 1896 Competition Paisley Technical School
Paisley
- 1896-1897 Alteration Braigled House for T C Helson
Craiglea, Dennistoun
- 1896-1900 Alteration Offices for The Scottish
Alliance Insurance Co Ltd, 151
St Vincent Street and Wellington Street
Glasgow (demolished).
- 1897 Proposed Restoration of Brechin Cathedral.
- 1897-1898 Alteration Attic floor for Gordon &
Arnott, 44 Miller Street, Glasgow.
- 1898-1900 Proposed Store for Thomas & Fotheringham
Barrland Street, Glasgow.
- 1898-1899 New Drill Hall for St Georges Rd School
The Glasgow School Board, No 51
St Georges Road, Glasgow
- 1899-1900 Tenement for Mrs Sarah McGuire
324-328 Gallowgate, Glasgow
- 1899-1900 Alteration to property for J & T Hodge
St Ninian Street, Glasgow.
- c 1899 Redlands House at Bridge of Weir
Stirlingshire
- 1900-1901 Alteration for Robert Scott, 73 John
Street, Glasgow.
1. 1900-1902 House for Bernard Doulton, Bridge of Weir
Road, Kilmacolm.
- 1901-1902 Addition Aytoun House for James T Tullis
Richmond Road, Dowanhill
- 1902-1903 Founding Shop at the Tool Works for A.
Mathieson & Son Ltd, Saracen Lane, Glasgow.

CONTENTS OF PLATES

Plates
number:

JOHN HUTCHISON

- 1 Caigmore United Presbyterian Church 1888-1889
- 2 Alterations for shop front 109 Buchanan Street 1888-1889

JOHN HONEYMAN

- 3 Auchmore House Gigha 1882

HONEYMAN & KEEPIE ARCHITECTS

- 4 The Glasgow Art Gallery Competition two entries 1891-1892
- 5 St Thomas Church 1892
- 6 Royal Insurance Buildings Competition 1894
- 7 Alterations shop front for J Raeburn's Tur 407 Sauchiehall Street 1895
- 8 Alterations shop front for Messrs Pettigrew and Stephens Sauchiehall Street c 1896
- 9 Paisley Technical School Competition 1896
- 10 Alterations The Scottish Alliance Insurance Co Ltd 1896-1900
- 11 Redland House at Bridge of Weir c 1899
- 12 House for Bernard Doulton Kilmacolm 1900-1901

HONEYMAN KEEPIE & MACKINTOSH ARCHITECTS

- 13 New premises for Thomas R Annan & Sons 518 Sauchiehall Street 1903-1905
- 14 Premises 137-148 Sauchiehall Street 1904-1905
- 15 The Glasgow Savings Bank Parkhead Branch 1906-1909

VIII

Plates

CONTENTS OF PLATES

Plates
number:

JOHN HUTCHISON

- 1 Caigmore United Presbyterian Church 1888-1889
- 2 Alterations for shop front 109 Buchanan Street 1888-1889

JOHN HONEYMAN

- 3 Auchamore House Gigha 1882


HONEYMAN & KEPPIE ARCHITECTS

- 4 The Glasgow Art Gallery Competition two entries 1891-1892
- 5 St Thomas Church 1892
- 6 Royal Insurance Buildings Competition 1894
- 7 Alterations shop front for J Raeburn's Tur
407 Sauchiehall Street 1895
- 8 Alterations shop front for Messrs Pettigrew and Stephens
Sauchiehall Street c 1896
- 9 Paisley Technical School Competition 1896
- 10 Alterations The Scottish Alliance Insurance Co Ltd 1896-1900
- 11 Redland House at Bridge of Weir c 1899
- 12 House for Bernard Doulton Kilmacolm 1900-1902


HONEYMAN KEPPIE & MACKINTOSH ARCHITECTS


- 13 New Premises for Thomas R Annan & Sons
518 Sauchiehall Street 1903-1905
- 14 Premises 137-148 Sauchiehall Street 1904-1906
- 15 The Glasgow Savings Bank Parkhead Branch 1906-1909

1-A
Caigmore United Presbyterian
Church 1888-1889.
Drawing from B.A. Vol. XXXII
Sept. 1889, pp. 202



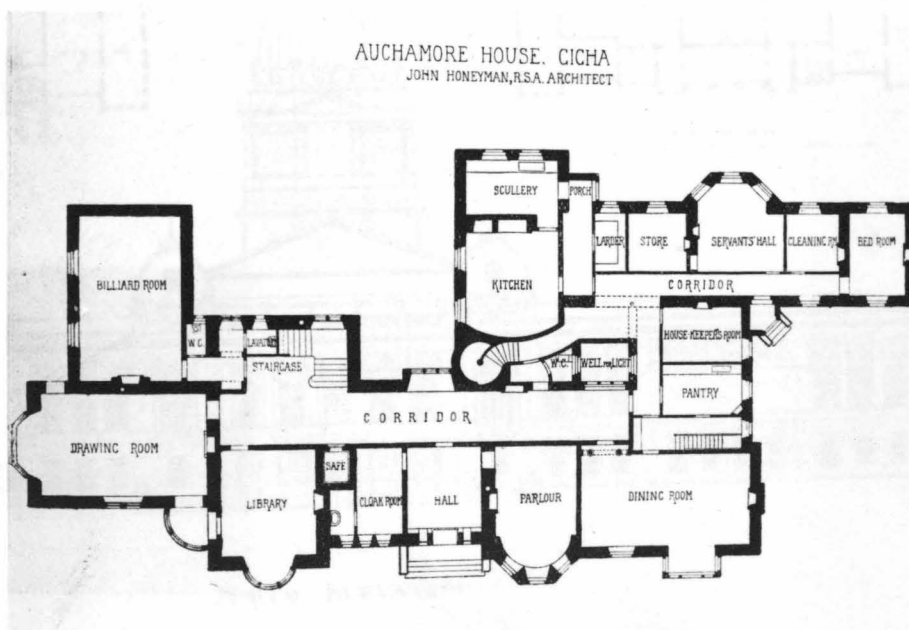
2-A
Alterations for Shop front,
109 Buchanan Street 1888-1889.
Drawing from D of G.
Col : S.R.C.G.




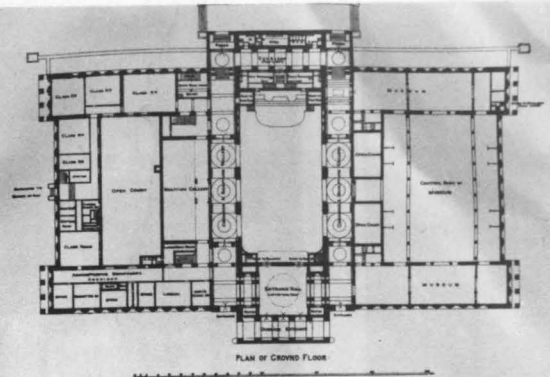


3-A
Auchamore House, Gigha 1882.
Perspective
Drawing from Academy 1897 I, pp.70.

3-B
Auchamore House,
Plan of first
floor 1882.
Drawing from
Academy 1897 I,
pp.77.


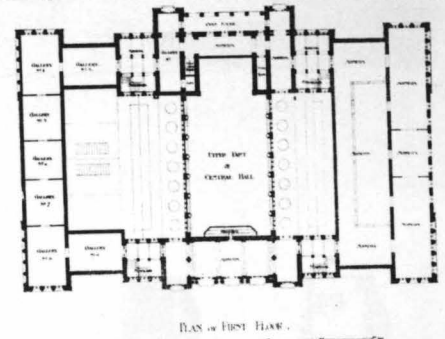
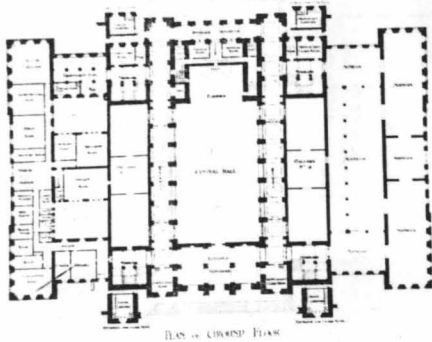


COMPETITION DESIGN FOR
GLASGOW ART GALLERY.
MESSRS. HONEYMAN & KEPPIE, ARCHITECTS.



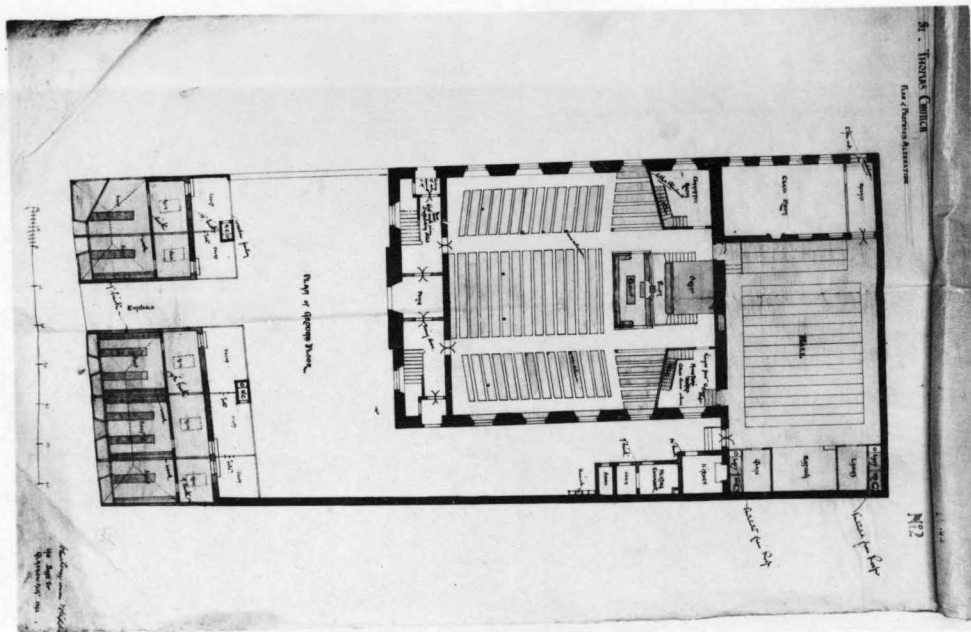
4-A above
The Glasgow Art Gallery, Competition
Honeyman's entry 1891-1892.
Drawing from Builder Vol.LXII,
25th June 1892.

4-B bellow
The Glasgow Art Gallery, Competition
Keppie's entry 1891-1892.
Drawing from B.A. Vol.XXXVIII,
2nd Dec.1892.

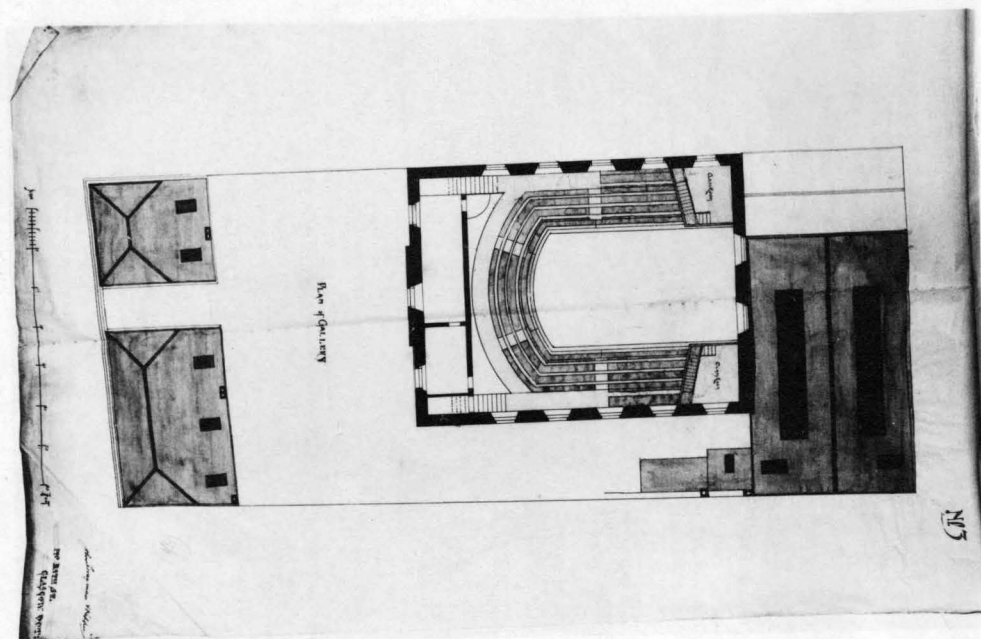


NORTH ELEVATION

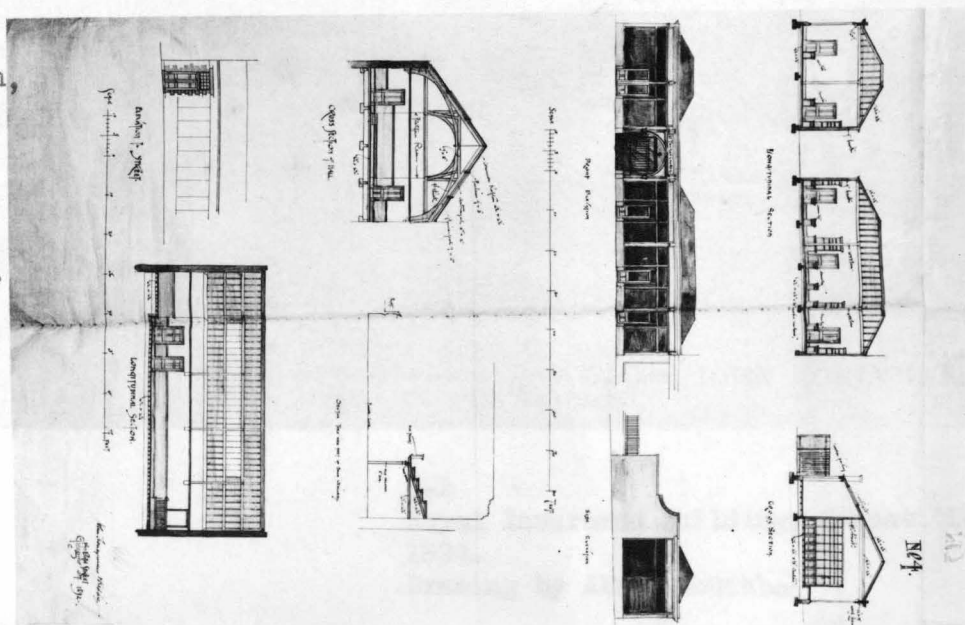
5-A
St. Thomas Church,
1892.
Plan of Ground
floor.
Drawing from
D of G.
Col : S.R.C.G.




5-B
St. Thomas Church,
1892.
Plan of Gallery.
Drawing from
D of G.
Col : S.R.C.G.



5-C
St. Thomas Church,
1892.
Elevations and
Sections.
Drawing from
D of G.
Col : S.R.C.G.

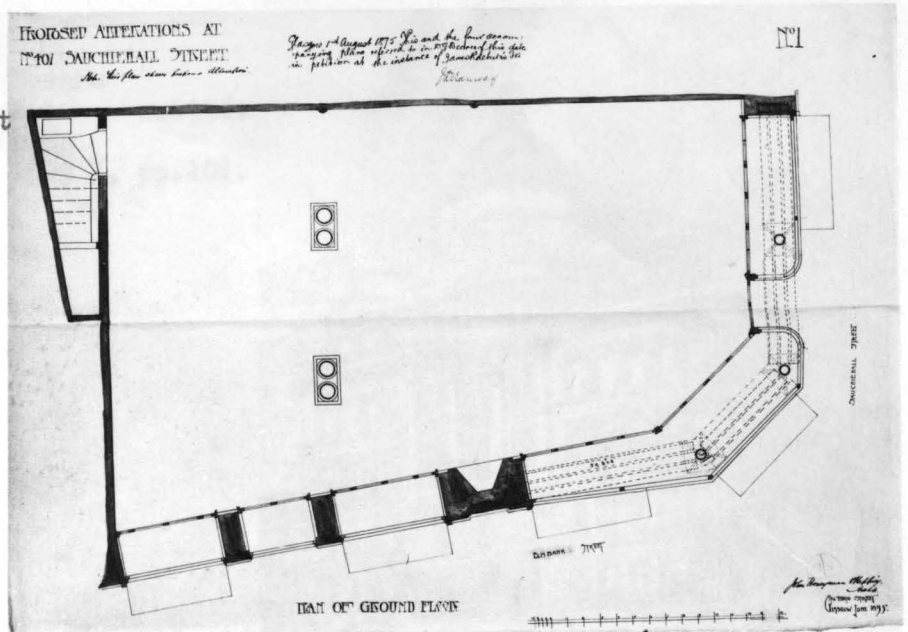




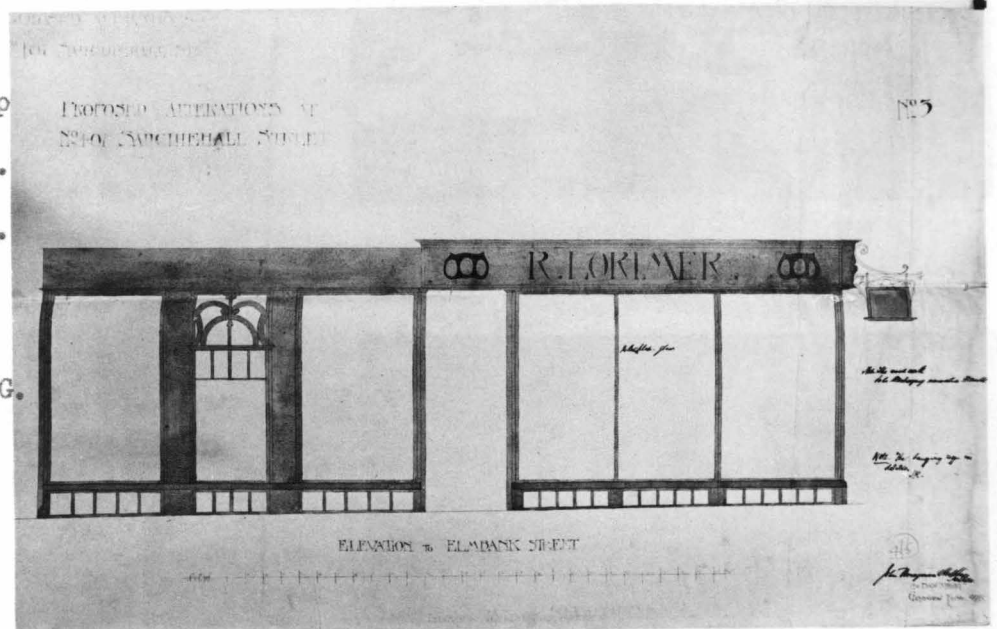
501. *Design for Royal Insurance Buildings, Buchanan Street, Glasgow, JOHN HONEYMAN, A.R.S.A., AND KEPPIE, Architects.*

6-A
Royal Insurance Building, Competition
1894.
Drawing by Alex. McGibbon


7-A
Alteration, Shop front
for J.Reaburn's Tru.
407 Sauchiehall St.
1895.
Plan for Ground floor
Drawing from D of G.
Col : S.R.C.G.



7-B
Alteration, Shop
front for
J.Reaburn's Tru.
407 Sauchiehall
Street 1895.
Elevation to
Elmbank street
Drawing from
D of G.
Col : S.R.C.G.




7-C
Alteration, Shop
front for
J.Reaburn's Tru.
407 Sauchiehall
Street 1895.
Elevation to
Sauchiehall St.
Drawing from
D of G.
Col : S.R.C.G.



8-A
Alteration, Shop for Messrs
Pettigrew and Stephens c.1896.
Drawing by Alex. McGibbon.
Drawing from Academy 1899 I, pp.101.



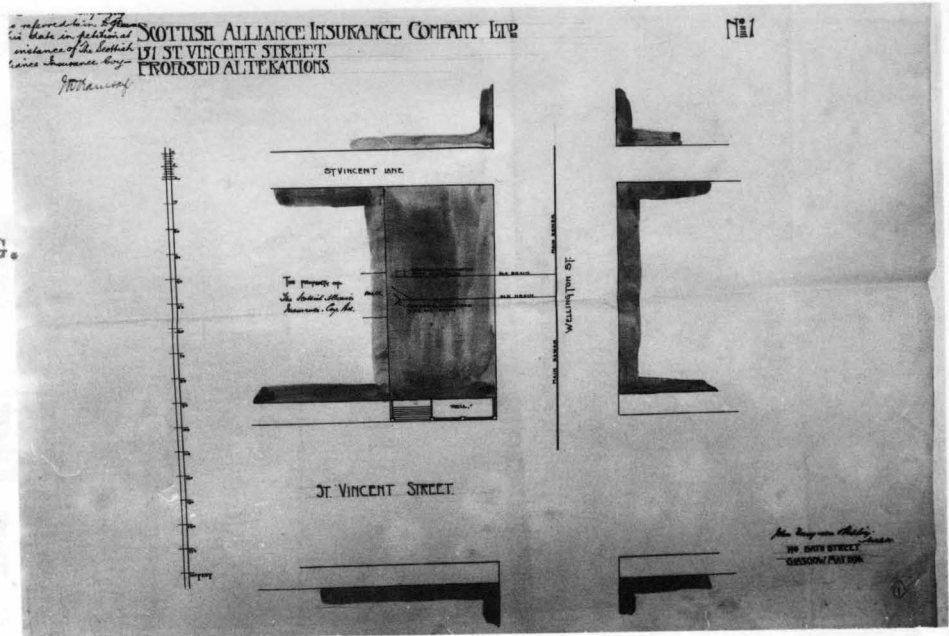
8-B
Alteration, Shop for Messrs
Pettigrew and Stephens c.1896.
Drawing from Academy 1903 I, pp.59.



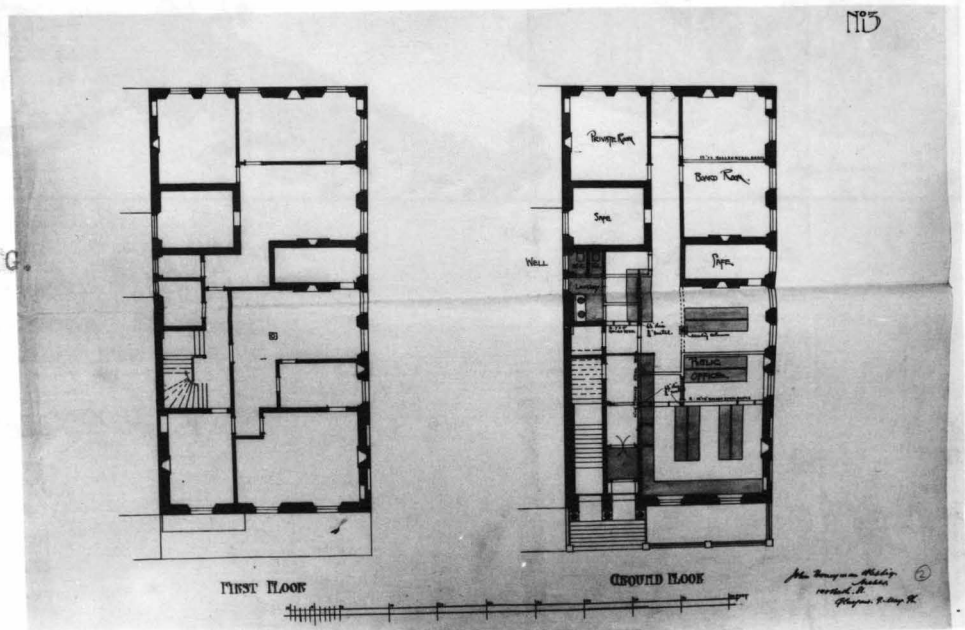


9-A
Paisley Technical School, Competition
1896. (The second prize)
Drawing from Academy 1897 I, pp.85

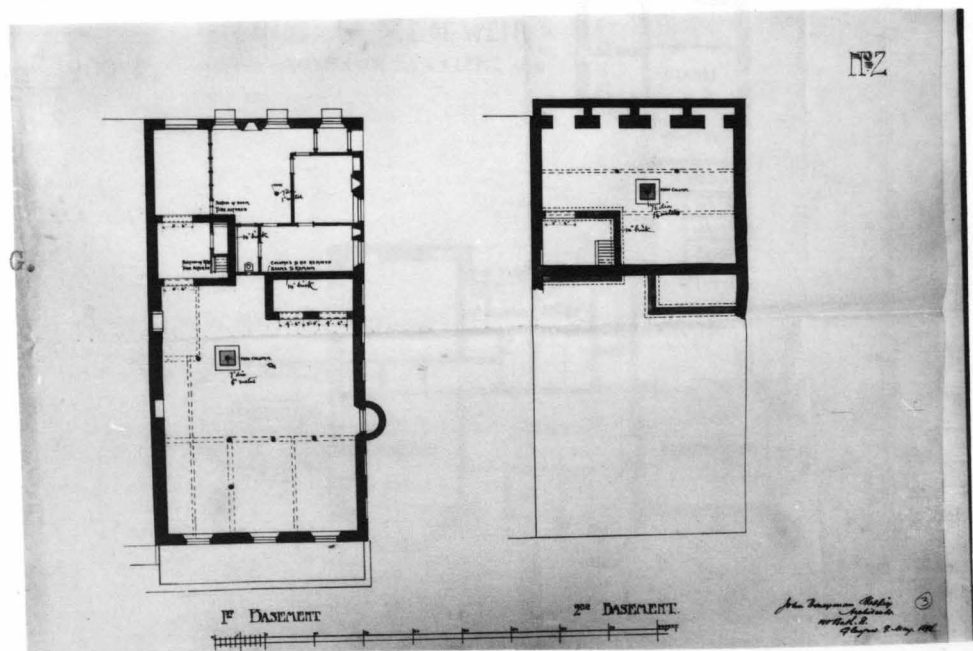
10-A
Alteration, The
Scottish Alliance
Insurance Co. Ltd.
1896-1900.
Block Plan
Drawing from D of G.
Col : S.R.C.G.




10-B
Alteration, The
Scottish Alliance
Insurance Co. Ltd.
1896-1900.
Plans
Drawing from D of G.
Col : S.R.C.G.



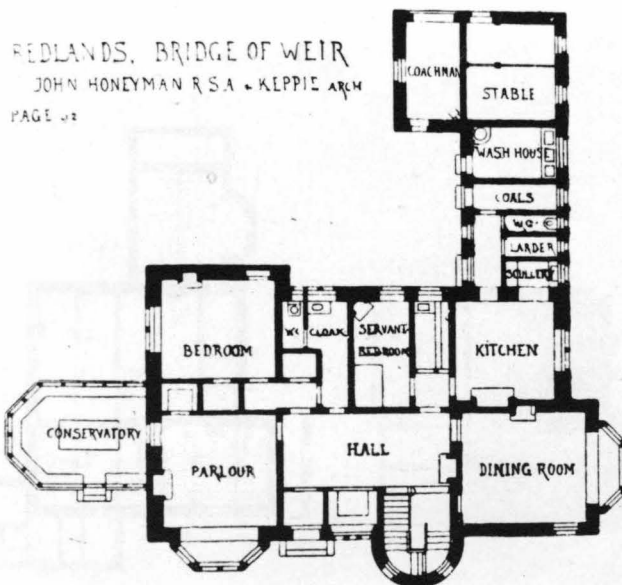
10-C
Alteration, The
Scottish Alliance
Insurance Co. Ltd.
1896-1900.
Plan of Basements
Drawing from D of G.
Col : S.R.C.G.



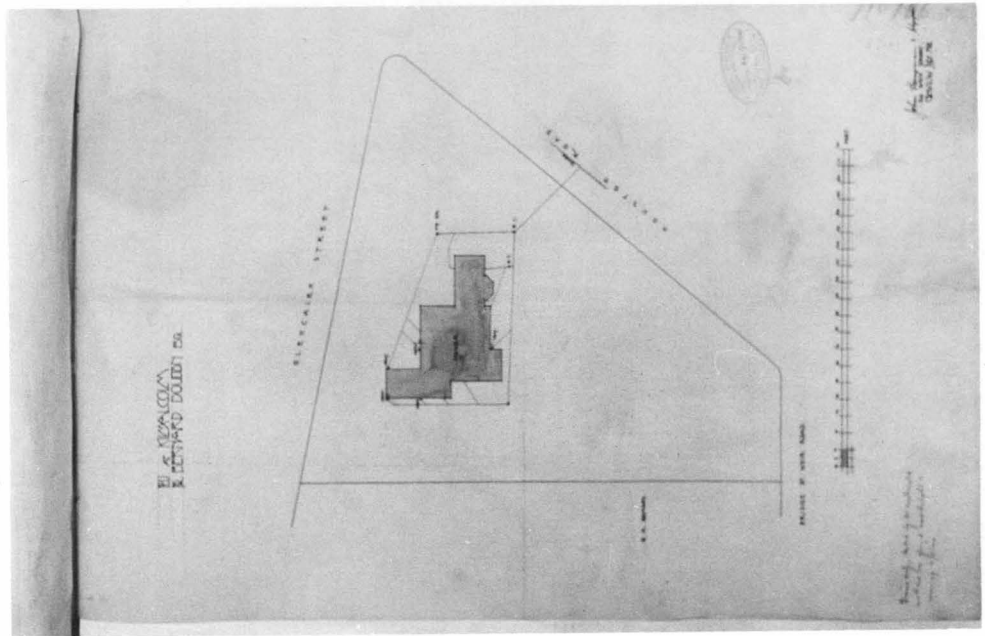


11-A
Redlands, Bridge of Weir c.1899
The client was a personal friend of
John Keppie, and design was controlled
by him
Drawing from Academy 1900 I, pp.92

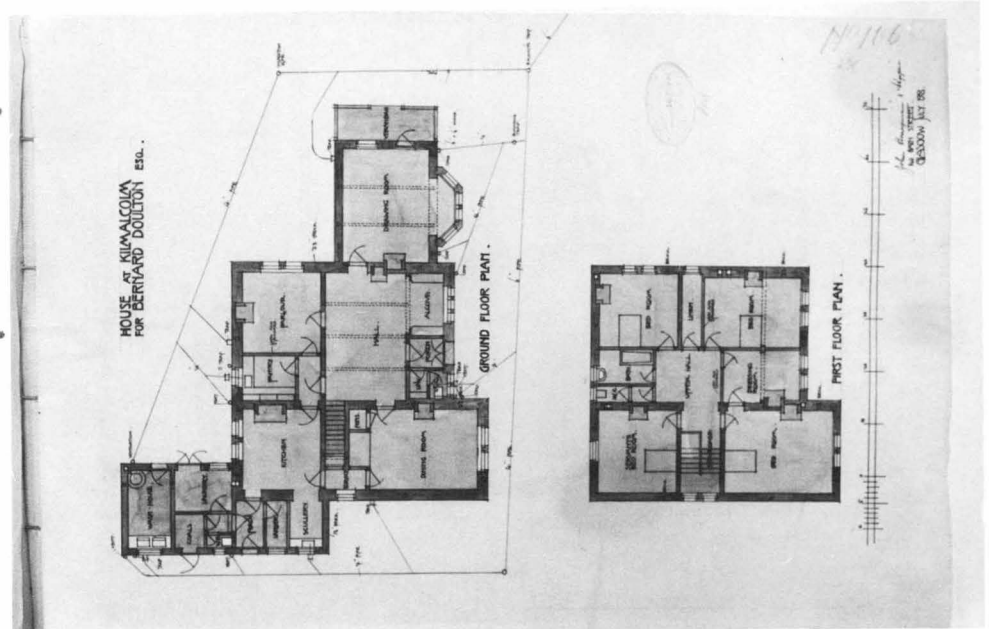
11-B
Redlands, Bridge of Weir
c.1899.
Drawing from Academy 1900 I,
pp.93.



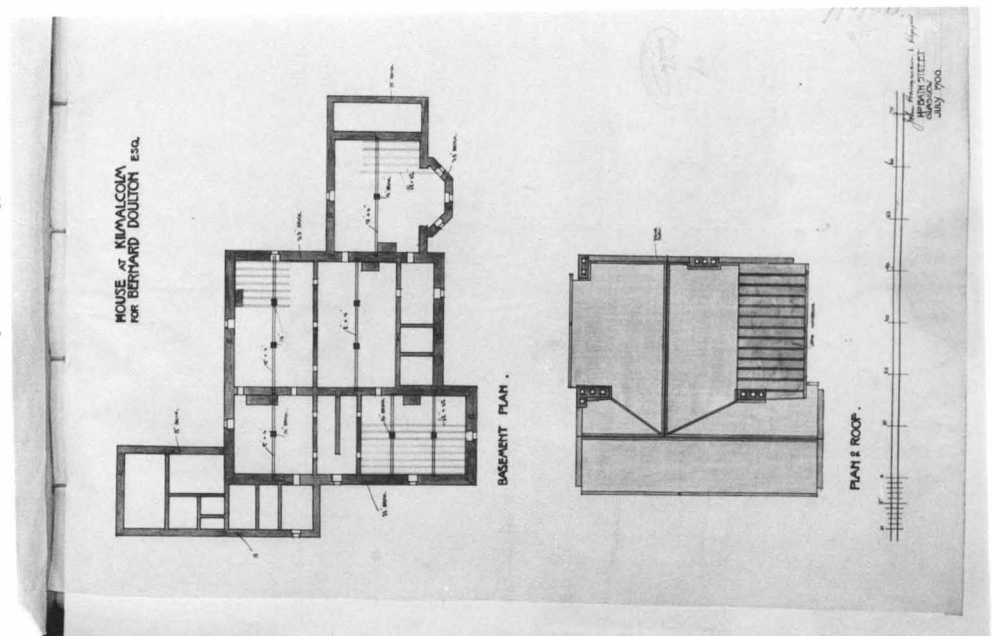
12-A
House for
Bernard Doulton
Kilmacolm
1900-1902.
Drawing by
Mackintosh,
but design
manner was more
Keppie's.
Drawing from
D of G
(see Part one
26 Windyhill)
Col : S.R.C.R.



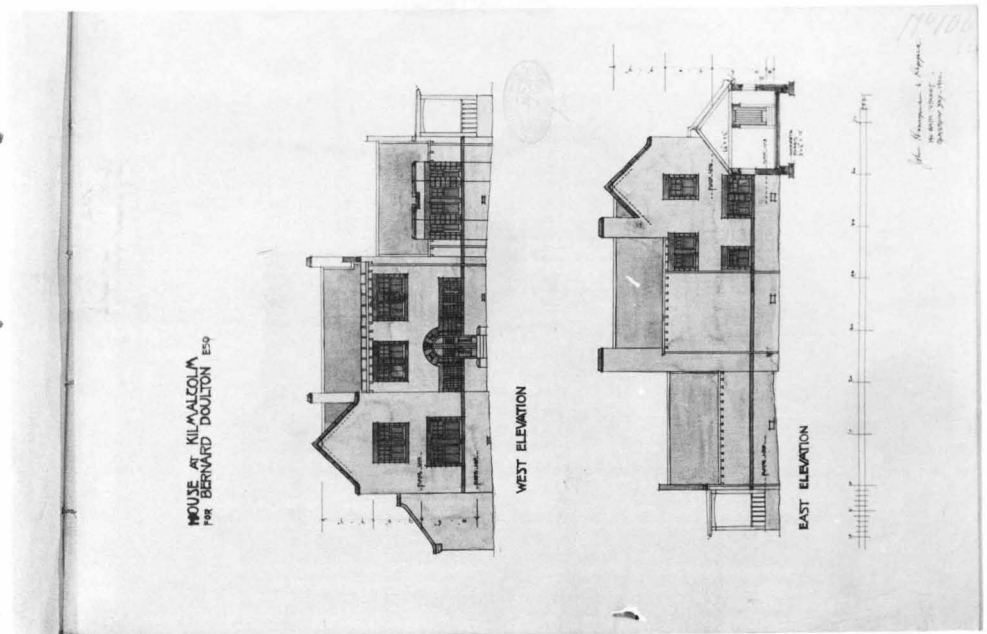
12-B
House for
Bernard Doulton,
Kilmacolm
1900-1902.
Plan of Ground
and Upper floor
Drawing from
D. of G.
Col. : S.R.C.R.



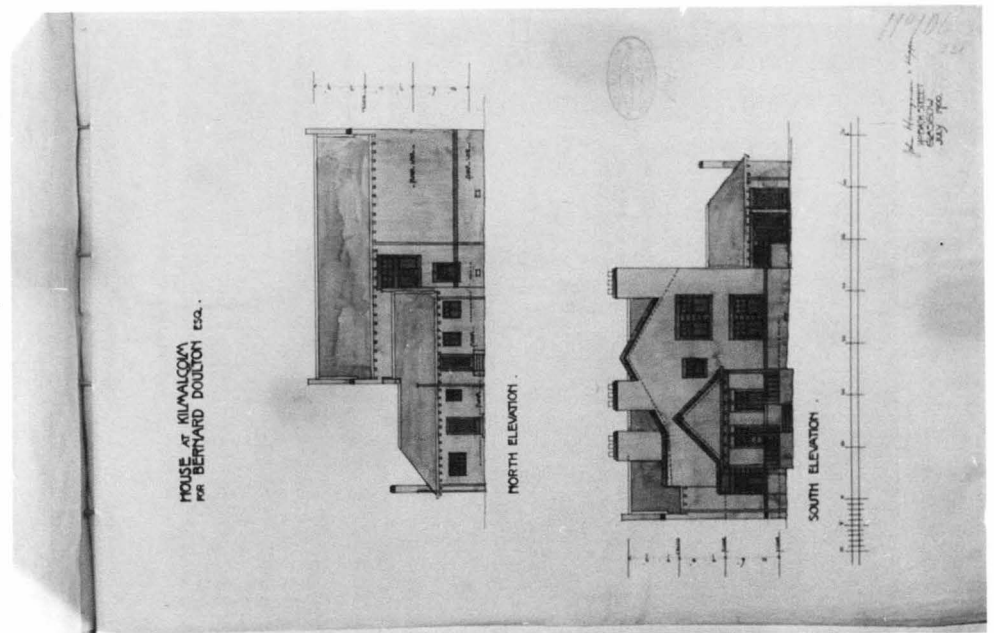
12-C
House for
Bernard Doulton,
Kilmacolm
1900-1902.
Plan of Basement
and Roof.
Drawing from
D of G.
Col : S.R.C.R.



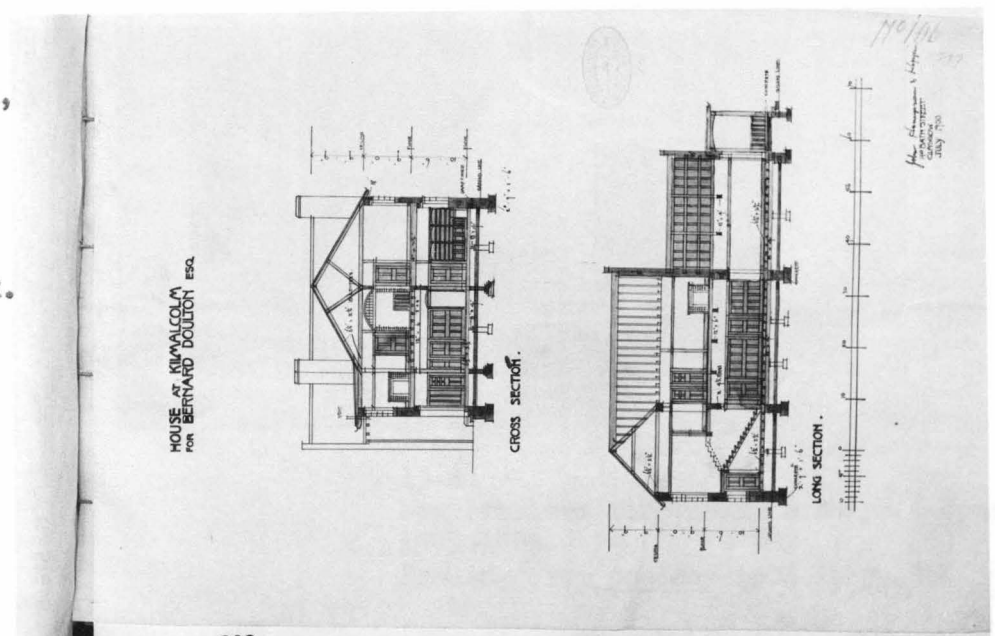
12-D
House for
Bernard Doulton,
Kilmacolm
Elevations
1900-1902.
Drawing from
D. of G.
Col. : S.R.C.R.




12-E
House for
Bernard Doulton,
Kilmacolm.
Elevations
1900-1902.
Drawing from
D. of G.
Col. : S.R.C.R.




12-F
House for
Bernard Doulton,
Kilmacolm
1900-1902
Sections
Drawing from
D. of G.
Col. : S.R.C.R.






13-A
New Premises for Thomas R. Annan & Sons
1903-1905
Drawing from Academy 1904 I, pp.90

14-A
Premises, 137-148 Sauchiehall St.
1904-1905
Drawing from Academy 1906 II, pp.67



15-A
The Glasgow Savings Bank, Parkhead
1906-1909
Drawing from Academy 1907 I, pp.51.



790. Glasgow Savings Bank, Parkhead Branch, HONEYMAN, KEMP AND MACKINTOSH, Architects.

SELECTED BIBLIOGRAPHY WITH ABBREVIATIONS AS USED IN
CATALOGUE

BOOKS

- Catalogue ref.
Alison Filippo Alison 'Charles Rennie Mackintosh as a Designer of Chairs', Casabianca, Milano, 1976. English Edition, Academy Editions, London 1978. Japanese Edition, A.D.A. EDITA Tokyo, Tokyo 1978.
- Barnes Harry Jefferson Barnes, 'Charles Rennie Mackintosh Ironwork and Metalwork', The Glasgow School of Art, Glasgow Revised Edition 1978.
- Barnes Harry Jefferson Barnes, 'Charles Rennie Mackintosh Furniture', The Glasgow School of Art, Glasgow 1968. Revised Edition 1978.
- Billcliffe Roger Billcliffe, 'Architecture sketches and Flower drawings by Charles Rennie Mackintosh', Academy Editions, London 1977.
- Billcliffe Roger Billcliffe, 'Mackintosh Watercolours' John Murray Ltd, London 1978.
- Billcliffe Roger Billcliffe, 'Charles Rennie Mackintosh - the complete Furniture, Furniture drawings & Interior designs' Lutterworth Press, Guildford & London 1979.
- Bliss Douglas Percy Bliss, 'Charles Rennie Mackintosh and The Glasgow School of Art', The Glasgow School of Art, Glasgow 1961. Revised Edition 1979.
- Cooper Jackie Cooper, 'Mackintosh Architecture', Academy Editions, London 1978.
- G.A. Global Architecture No 49, 'The Glasgow School of Art' Text by Andrew Millan, A.D.A. EDITA Tokyo, Tokyo, 1979.
- G.S.A. Annual Report of The Glasgow School of Art, G.S.A., Glasgow, 1885-1893.
- Howarth Thomas Howarth, 'Charles Rennie Mackintosh and the Modern Movement', Routledge & Kegan Paul Ltd., London 1952. Second Edition 1977.

Bibliography

SELECTED BIBLIOGRAPHY WITH ABBREVIATIONS AS USED IN
CATALOGUE

BOOKS

Catalogue ref.

- Alison Filippo Alison 'Charles Rennie Mackintosh as a Designer of Chairs', Casabella, Milano, 1976. English Edition, Academy Editions, London 1978. Japanese Edition, A.D.A. EDITA Tokyo, Tokyo 1978.
- Barnes metalwork Harry Jefferson Barnes, 'Charles Rennie Mackintosh Ironwork and Metalwork', The Glasgow School of Art, Glasgow, Revised Edition 1978.
- Barnes furniture Harry Jefferson Barnes, 'Charles Rennie Mackintosh Furniture', The Glasgow School of Art, Glasgow 1968. Revised Edition 1978.
- Billcliffe sketch Roger Billcliffe, 'Architecture Sketches and Flower drawings by Charles Rennie Mackintosh', Academy Editions, London 1977.
- Billcliffe watercolours Roger Billcliffe, 'Mackintosh Watercolours' John Murray Ltd, London 1978.
- Billcliffe F & I Roger Billcliffe, 'Charles Rennie Mackintosh - the complete Furniture, Furniture drawings & Interior designs' Lutterworth Press, Guildford & London 1979.
- Bliss Douglas Percy Bliss, 'Charles Rennie Mackintosh and The Glasgow School of Art', The Glasgow School of Art, Glasgow 1961. Revised Edition 1979.
- Cooper Jackie Cooper, 'Mackintosh Architecture', Academy Editions, London 1978.
- G.A. Global Architecture No 49, 'The Glasgow School of Art' Text by Andrew MacMillan, A.D.A. EDITA Tokyo, Tokyo, 1979.
- G.S.A. Annual Report of The Glasgow School of Art, G.S.A., Glasgow, 1885-1893.
- Howarth Thomas Howarth, 'Charles Rennie Mackintosh and the Modern Movement', Routledge & Kegan Paul Ltd., London 1952. Second Edition 1977.

- Macdonald Ian Macdonald, 'Charles Rennie Mackintosh 1868-1928, His building in and around the City of Glasgow', the Glasgow District Council, Glasgow, 1968.
- Macleod Robert Macleod, 'Charles Rennie Mackintosh' Country Life Books, London 1968.
- Muthesius Hermann Muthesius, 'Meister Der Innen Kunst' Verlag Alex. Koch, Darmstadt, 1902.
- Ogawa Moriuki Ogawa, 'An architect, Mackintosh' (Japanese text), Aibo Sensho, Tokyo, 1980.
- Pevsner Nikolous Pevsner, 'Charles Rennie Mackintosh Architetti del Movimento Moderno' (Italian text), Il Balcome, Millano, 1950.
- Walker David Walker, 'The early work of Charles Rennie Mackintosh' Anti-Rationalists edited by N. Pevsner & J.M. Richards, The Architectural Press Ltd., London, 1973.
- A.A. EXHIBITION CATALOGUES
'Some designs by C. R. Mackintosh', exhibition of the architectural drawings at the Architectural Association, text by Andrew MacMillan, Architectural Association, London 1980.
- Hunterian 'Charles Rennie Mackintosh, The Chelsea years 1915-1923', text by Pamela Reekie, Hunterian Museum, University of Glasgow, Hunterian Museum, Glasgow, 1979.
- Edinburgh 'Charles Rennie Mackintosh 1868-1928, Architecture, Design and Painting', Exhibition sponsored by the Edinburgh Festival Society and arranged by the Scottish Arts Council, text by Andrew McLaren Young, S.A.C., Edinburgh 1968.
- McLellan Galleries 'Charles Rennie Mackintosh, Margaret Macdonald Mackintosh, Memorial Exhibition' McLellan Galleries, Glasgow 1933.
- Modern Interior 'Mackintosh and the Modern Interior', text by Douglas Percy Bliss, Glasgow School of Art, Glasgow, 1961.

- Saltire 'Charles Rennie Mackintosh', Saltire
Society and Arts Council of Great Britain
Text by Thomas Howarth, 1953.
- Tokyo 'Charles Rennie Mackintosh 1868-1928',
Seibu Museum of Art, Tokyo, 1979.
- Toronto 'Charles Rennie Mackintosh 1868-1928',
a Memorial Exhibition. Text by T Howarth,
Art Gallery of Ontario, Toronto, 1978.

PERIODICAL ARTICLES & ILLUSTRATIONS

Dr Howarth has given a full bibliography in his book,
'Charles Rennie Mackintosh and the Modern Movement'.
This part of the bibliography is selected to expand
on Howarth's.

- A.A.Q. Architectural Association Quarterly.
'Charles Rennie Mackintosh, an underestimated
pioneer' by Andrew MacMillan, Vol. 12, No. 3 1980,
pp. 4-10.
- ABITARE ABITARE (Italian text)
'La Hill House di Mackintosh a Glasgow' by
Ornella Selvafolta, No 191, Jan/Feb. 1981,
pp. 72-81,
- Academy Academy Architecture
'The Glasgow Herald' 1894, pp 89.
'Queen Margaret's Medical College'
1895, pp 70, 148.
'Martyr's Public School' 1896 1, pp 80, 85.
'Queen's Cross Church' 1898 1, pp. 65.
'Buchanan St Tearooms' 1898 1, pp. 73.
'Ingram St Tea rooms' 1901 11 pp. 69.
'Archenibert' 1908 1 pp. 83.
- Apollo Apollo
'Frances Newbery and the Glasgow Style'
by Isabel Spencer, Oct 1973, pp 286-293.
- A.R. The Architectural Review
'No Grace for Mackintosh' by N. Pevsner
Aug 1955, pp 117-118.
'Mackintosh and Vienna'
by E. F. Seckler, Sept 1968, pp 455-456.
'The Style Shall be Gothic, the Liverpool
Cathedral Competition'.
by John Thomas, Sept. 1975, pp. 155-162.

- Bailie The Bailie
Men you Know.
'The Glasgow Art Club' 7 June 1893.
'Honeyman & Keppie' No. 1245 Aug 1896.
'Frances H Newbery' No. 1336 May 1898.
'Miss Cranston' No. 2023 July 1911.
'John Keppie' No. 2476 Mar 1920.
- Bi jutsu Bijutsu-Techo (Japanese Text)
'Charles Rennie Mackintosh'
Special number Vol. 31, No. 449 May 1979.
- B.A. The British Architect
'A Science and Art Museum'
Vol. XXXIV. Oct. 1890 pp. 326, 327.
'The Public Hall'
Vol. XXXIV. Nov. 1890 pp 386-387, 406-407.
'The Chapter House'
Vol. XXXVII 4 Mar. 1892 pp. 180-181.
'The Glasgow Art Galleries Competition'
Vol. XXXVII, June 1892, pp. 426, 432-433,
'Railway Terminus' Vol. XXXIX, Feb. 1893,
pp. 120; 121, 132, 138-139, 150-51.
'The Glasgow Herald'
Vol XLIII, 8 Feb. 1895, pp 94,
'Wareham and its Churches'
by C.R. Mackintosh, Vol XLIV,
8th, 22nd Nov 1895, pp 326-327, 333,
385-89.
'Queen Margaret's Medical College'
Vol. XLV, 10 Jan. 1896, pp 22,
'The Buchanan St Tea rooms'
Vol. XLV, 28 February 1896, pp. 148.
- B.I. The Building Industries
'The Glasgow School of Art, first stage'
16 Jan. 1900, pp. 146-147, 153,
'The Glasgow School of Art, Second Stage'
16 Dec. 1909, pp 130-131.
- B.N. The Building News
'The Glasgow School of Art, the memorial
stone' Vol LXXV, 26 Aug 1898, pp. 306,
'The Liverpool Cathedral'
Vol. LXXXI, Sept., Nov. 1901 pp. 343, 417, 588.
- Builder The Builder
'The Glasgow Art Galleries Competition'
Vol. LXII, 23 April 1892 pp. 318-319,
'The Glasgow School of Art'
Vol. LXXII, 6 March 1897, pp. 228-229.

- Builder 'The architecture of our large provincial town Glasgow'
Vol.LXXIV, 9 July 1898, pp. 21-30.
'The Liverpool Cathedral Competition'
Vol.LXXXIII, 26 July 1902, pp.61-71.
Vol.LXXXIV, 30 May 1903, pp.555-556.
- B.J. The Builder's Journal and Architectural Engineer.
'Some Recent Glasgow Tea rooms'
by J.Weddell, Vol.17, Apr. 1903, pp.126-131.
- B.M. The Burlington Magazine
'Charles Rennie Mackintosh and Austrian Art Revival' by Billcliffe and Vergo,
No 896, Nov 1977, pp 739-746
- Domus Domus
'Charles Rennie Mackintosh 1868-1928'
by Rykwert Joseph, No 462, 1968, pp.32.
- G.I.E. The Glasgow International Exhibition 1901
'the official catalogue' C.P.Watson,
Glasgow 1901.
- I.H. Ideal Home
'Now & Then, A Transformation'
(78 Derngate) by C.C.Clark, Aug. 1920,
pp 53-55, Sept 1920, pp 92-95.
'Ancient and Modern'
(Candia Cottage) by C.C.Clark, Oct. 1920,
pp.131-134.
- J.I.D. Japan Interior Design (Japanese text)
'Charles Rennie Mackintosh'
Special number No.220, July 1977.
- L.A. L'architettura (Italian text)
'La mano di Mackintosh' by Luciano Rubino,
The Glasgow School of Art, No. 139 May
1967, pp.60-64, No 140, June 1967,
pp.130-134.
Hill House, No 141, July 1967, pp 200-204,
Scotland School, No 142, Aug 1967,
pp.270-274.
- M.S. Newsletter of the Charles Rennie Mackintosh Society.
'Martyrs' Public School'
by P.Ballantine, 28 Nov 1974.
'Innovation: Form or Content?'
by Andrew MacMillan, 7 May 1975,

- M.S. 'Recent Mackintosh Discoveries'
by Roger Billcliffe, No.19, Summer 1978.
'Reconstructing The Willow'
by Geoffrey Winpenny No.24, Winter 1979.
'Japanese Influence on Charles Rennie Mackintosh',
by William Buchanan No.25, Spring.1980.
- M.S.J. Newsletter of the Charles Rennie Mackintosh Society Japanese Branch.
'Japanese Influence on Mackintosh from an architectural viewpoint (Japanese text) by Hiroaki Kimura, No 3, 1980.
- Madam Madam
'Scottish Society Notes, Glasgow School of Art' by Scotia, 6th Jan 1900, pp, 15.
- Listener The Listener
'New Ways'
by Hugh Casson, 19 June 1952 pp.1004-5,
- Onward Onward, the staff magazine of the Clydesdale Bank,
'Tea with Miss Cranston',
- S.A.R. The Scottish Art Review,
'C.R. Mackintosh Celtic Innovator'
by John Tonge Vol. 3 1950, pp.13-17.
'The Glasgow Style'
by Henry Hellier No.4 Vol.7, 1960.
'A film on Charles Rennie Mackintosh'
by L. Annand Vol.9, 1963/64 pp.26-29, 33.
'Scottish Collectors: Mr Smith and Mackintosh'.
by W.M. Moffat, Vol.14 1973, pp.1-5.
'Ghouls and Gas pipes'
by Elizabeth Bird Vol.14 1975, pp.13-16.
'The Assassination of C.R. Mackintosh'
by Roger Billcliffe Vol.1 Spring 1976, pp.23-26.
- Saltire The Saltire Review
'Mackintosh and Scottish Architecture'
by T. Howarth, No 1 Apr. 1954, pp.23-27.
- Studio The Studio
'The Vienna Secession and its early relations with Great Britain'
by Horst H. Kossatz, Jan. 1971 pp.9-21,
(The Studio International)

BACKGROUND

'Architecture of Glasgow'

Andor Gomme & David Walker, Lund Humphries & Ltd.,
London, 1963.

'Art Nouveau'

S.T. Madsen, World University Library, London, 1967.

'Art Nouveau'

The Open University, History of Architecture and
Design 1890-1939, Units 3-4, The Open University
Press, 1975.

'Art Nouveau'

Robert Schmutzler, Thames and Hudson, London, 1978.

" M.H. Baillie Scot and the Arts and Crafts Movement "

J.D. Kornwolf, John Hopkins Press, Baltimore, 1972.

'Das Englische Haus'

Herman Muthesius, Wasmuth (3 Vol), Berlin. 1904, 1905,
English Edition, Granada Publishing Ltd, 1979.

'Edwardian Architecture'

Alastair Service, Thames and Hudson, London, 1977.

'Europe 1900-1914'

The Open University, History of Architecture and
Design, Units 5-6, The Open University Press, 1975.

'Gaudi'

Salvador Tarrago, EDITORIAL ESCUDO DE ORO S.A.
Barcelona, Second Edition, 1979.

'Glasgow 1900'

Roger Billcliffe, The Fine Art Society Ltd.,
Exhibition Catalogue, Glasgow and Edinburgh, 1979.

'Glasgow at a glance'

Edited by A.M. Doak and Andrew McLaren Young,
Robert Hale Ltd., Revised Edition, London, 1977.

'Glasgow Boys'

William Buchanan, The Scottish Arts Council,
Exhibition Catalogue, Parts 1 & 2, Edinburgh, 1968.

'Glasgow - the first 800 years'

Hugh Cochrane, City of Glasgow District Council,
Glasgow, 1975.

'The Glasgow School of Art - Embroidery 1894-1920'

F.C. MacFarlane & E.F. Arthur, The Glasgow Museums & Art Galleries, Exhibition Catalogue, Glasgow, 1980.

'The Glasgow School of Painting'

David Martin with an introduction by F.H. Newbery, George Bell & Sons, London, 1897.

'The Glasgow Style'

Gerald & Celia Lerner, Astragal Books, London, 1979.

'Gustav Klimt'

Alessandra Comini, Thames and Hudson, London, 1975.

'Japanese homes and their surroundings'

Edward S. Morse, Charles E Tuttle Company, Rutland & Tokyo, First Tuttle edition, 1972.

'Mr Henry and Mr Hornel visit Japan'

William Buchanan, The Scottish Arts Council, Exhibition Catalogue, 1978-79.

'New Free Style'

Edited by Ian Latham, A.D. Architectural Design, Profile, Academy Editions, London, 1980.

'Old Glasgow and Streets of Glasgow 1867/1877'

Thomas Annan, Dover Publications Inc., New York, 1977.

'The Second City'

C.A. Oakley, Blackie & Son Ltd, London & Glasgow, 1946.

'The Sources of Modern Architecture and Design'

Nikolaus Pevsner, Thames and Hudson, London, 1968.

'Ukiyo-e print and the Impressionist painters -

Meeting of the East and the West'

Edited by Tatsji Ohmori, Committee for the year 2001, Exhibition Catalogue, Tokyo, 1979-1980.

'Victorian out-sider - Biography of J A M Whistler'

Roy McMullen, E.P. Dutton & Co INC., New York, 1973.

'Vienna Moderne: 1898-1918'

Jan Ernst Adlman, Sarah Campbell Blaffer Gallery, University of Houston, 1979.

'C.F.A. Voysey - An architect of individuality'

Duncan Simpson, Lund Humphries & Ltd., London, 1979.

This part of the bibliography noted for the PART TWO is selected to expand on the bibliography of the PART ONE.

PERIODICAL ARTICLES & ILLUSTRATION

The Art Journal

'Decorative and Industrial Art at the Glasgow Exhibition' 1901
pp 215-216 273-277.

'Modern Craftsmanship in Japan', 1901, pp 217-218.

The Architectural Review

'The artistic side of the Glasgow Exhibition' photo's by
T R Annan Glasgow

Vol IX 1901, pp 243-254, Vol X 1901, pp 43-45.

The British Architect

'The Glasgow International Exhibition 1901', Vol LI, 7th Oct 1898
pp 254-256 (J Miller); 14th Oct, pp 273-274 (A N Paterson
J A Campbell A McGibbon).

The Builder

'Japanese stencil', Vol LXIII, 3rd Dec 1892, pp 433-435.

'Some notes on Japanese Architecture' by F T Piggott, Vol LXIV,
7th, 15th April 1893, pp 263-267 280-282.

'The Liverpool Cathedral Competition', Vol LXXX, 16th Nov 1901,
pp 430-431, 25th Dec 1901, pp 547-549.

The Builder's Journal and Architectural Engineer

'The Liverpool Cathedral Competition' Vol 17, 27 May 1903,
pp 216-217 (G G Scott); 10th June 1903, pp 250 (W J Topper);
17th June 1903, pp 268 (C A Nicolson).

Decorative Kunst

'George Walton' Jahrgams No 8, März 1903.

'Josef Hoffmann' Jahrgams No 1, Oktober 1903 pp 1-33.

'Koloman Moser' Jahrgams No 9, Juni 1904.

Der Architekt

'Detail der Fassade des Komkurrenzprojektes für die Handels' Vienna
by Leopold Bauer, Vol XI 1905, pp 19.

'Petail Van Gebande der K K Postsparkasse' Vienna by Otto Worgner,
Vol XII 1906 pp 109.

Immen-Dekoration

'Für Entwürfe zu Eimen Herrschafts Hans Eime Knustfreundes', December 1900.

'Meister Der Immer-kunst' (an advertisement was included Inner-Dekoration),
December 1902, pp 157-160.

Japan Architect

'The Western Viewpoint, The Japanese Viewpoint - Dresser's Japanese discoveries' by Hiroshi Suzuki June 1980 pp 4-6.

Kawashima (Journal of Kawashima Co., Kyoto

'Japanese Art Nouveau' by Hiroshi Unno No 3 1980.

The Studio

'The Art of Unimaro' by S Bing Vol IV, 1895 pp 137-141.

'Japanese Flower Arrangement' by Josiah Comder
Vol IX 1897 pp 14-28 178-189 245-260.

'An experiment in the application of Japanese ornament to the decoration of an English house' Vol XVII 1899 pp 170-178.

BOOKS

'Abstraction Towards a new art painting 1910-20'

Introduction by Peter Vergo Exhibition Catalogue of the Tate Gallery, Tate Gallery, London, 1980.

'The Aesthetic Movement'

'Robin Spencer Studio Vista, Dutton Picture Book, London, 1972.

'The Aesthetic Movement Prelude to Art Nouveau'

Elizabeth Aslim, Elck Books Limited, London, 1969.

'The Aesthetic Movement 1869-1890'

Exhibition Catalogue of the Camden Arts Center, London,
Edited by Charles Spencer, Academy Editions, 1975.

'Art and Crafts Essays'

Preface by William Morris, Garland publishing Inc., New York & London, 1977. (Reprint of the 1893 ed Published by Scribner, New York).

'Art Deco of the 20s and 30s'

Bevis Hillier, Studio Vista, Dutton Picture Book, London, 1918.

'Art in Vienna 1898-1918'

Peter Vergo, Phaidon Press Limited, Oxford, 1975.

'The Book of delightful and strange designs: being on hundred facsimile illustrations of Art of Japanese stencil-Cutler' Text with English French and German, Leadenhall Press Limited, London, 1893.

'Catalogue of ancient motifs of Japan'

Kabutama Nagamori, Magobei Okura, Tokyo, 1884.

'Charles Rennie Mackintosh Scotland Street School

A New Survey' Text by Professor A MacMillan,
Glasgow Print Studio Gallery, Glasgow, 1980.

'Christopher Dresser 1834-1904'

Exhibition Catalogue of Camden Arts Center & Dorman Museum
Camden Arts Center, London, 1979,

'Edwardian Architecture and its Origins'

Edited by Alastair Service, The Architectural Press Ltd, London, 1975.

'Edwin Lutyens'

Architectural Monographs, Academy Edition, London, 1979.

'The elements of Japanese design: a hand book of family crests
heraldry & symbolism'

John W Dower, published from Walker, New York, 1971.

'Glasgow: Fifty Drawings'

Muirhead Bone Text by A H Charteris, James MacLehose & Sons
Glasgow, 1911.

'Glasgow Art Club souvenir of the Grand Costume Ball'

Maclare Macdonald & Co, Glasgow, 1889.

'Hector Guimard'

Architectural Monographs, Academy Editions, London, 1978.

'Honeyman & Keppie, collection of photographs drawings and plated
mostly taken from arch-journal describing the built works and
projects of the architecture firm Honeyman & Keppie and later
Honeyman Keppie & Mackintosh',
The Collection of Library of the Glasgow School of Art,
Mac Folio 72 035 (411) Mon.

'I-Ro-HA-Biki Mon-cho' (alphabetical catalogue of Mon)

Edited by Kikuo Tanaka, published Mutusaki Dōzō, Tokyo, 1882.

'Japan, its Architecture, Art and Art Manufactures' Christopher

Dresser Garland Publishing Inc., New York and London, 1977.
(Reprint London 1882).

'Josef Hoffman 1870-1956 Architect and Designer'

Exhibition Catalogue of Fischer Fine Art Limited, London, 1977.

'The Lutyens Memorial The Architecture of Sir Edwin Lutyens
vol 1 Country House'

A S G Butter, Country Life Limited, London, 1950.

'The Opulent Eye late Victorian and Edwardian test in interior
design'

Nicholus Cooper, The Architectural Press Ltd, London 1979.

'Oriental Architecture in the West'

Patrick Conner, Thames and Hudson, London, 1979.

'Richard Norman Show'

Andrew Saint, Yale University Press, New Haven and London, 1979.

'Romanesque Art in Italy'

H Decker, Thames and Hudson, London, 1958.

'Salome'

Aubrey Beardsley and Oscar Wilde Dover Publications Inc.,
New York, 1967. (originally published in 1894 by Elkin Mathews &
John Lane London).

'Victorian Architecture'

R Dixox and S Muthesins, Thames and Hudson, London, 1978,

'William Burger'

J Mordaunt Crook, John Murray, London, 1901.

THE LIST OF MACKINTOSH'S ARCHITECTURAL DRAWINGS
COLLECTIONS & ABBREVIATIONS

G A G	The Glasgow Museum and Art Gallery Kelvingrove Glasgow G3 8AQ
G C S	Greater London Council The Chelsea District Surveyor 1 Dovehouse Street Chelsea London SW3
G A	The Glasgow School of Art 167 Renfrew Street Glasgow G3 6DQ
H B	Sir Harry Jefferson Barnes 11 Whittinghame Drive Glasgow G12
H W H A	Hislop Welsh & Humphreys Chartered Architects 117 West Princes Street Glasgow G4
J	Mr James Meldrum
J	Mr J Lawson 6 St Vincent Street Edinburgh E3
K P A	Keppie Henderson & Partners Architects 21 Woodside Place Glasgow G3
N B C	Northampton Borough Council Cliftonville House Bedford Road Northampton NN4 0NR
R A S	Royal Incorporation of Architects in Scotland The Hill House Upper Colquhoun Street Helensburgh Dunbartonshire
R B A	Royal Institute of British Architects The British Architectural Library Drawings Collection 21 Portman Square London W1H 9BH
S A C A	Strathclyde Regional Council Architects Department 37 High Street Glasgow G1
S A C G	Strathclyde Regional Council Glasgow Drawing Collection 30 John Street Glasgow G2

THE LIST OF MACKINTOSH'S ARCHITECTURAL DRAWING
COLLECTIONS & ABBREVIATIONS

G M A G	The Glasgow Museum and Art Gallery Kelvingrove Glasgow G3 8AQ
G L C S	Greater London Council The Chelsea District Surveyor 1 Dovehouse Street Chelsea London SW3
G S A	The Glasgow School of Art 167 Renfrew Street Glasgow G3 6RQ
H J B	Sir Harry Jefferson Barnes 11 Whittinghame Drive Glasgow G12
H W H A	Hislop Welsh & Humphreys Chartered Architects 117 West Princes Street Glasgow G4
J M	Mr James Meldrum
J L	Mr J Lawson 6 St Vincent Street Edinburgh E3
K H P A	Keppie Henderson & Partners Architects 21 Woodside Place Glasgow G3
N B C	Northampton Borough Council Cliftonville House Bedford Road Northampton NN4 0NR
R I A S	Royal Incorporation of Architects in Scotland The Hill House Upper Colquhoun Street Helensburgh Dunbartonshire
R I B A	Royal Institute of British Architects The British Architectural Library Drawings Collection 21 Portman Square London W1H 9HF
S R C A	Strathclyde Regional Council Architects Department 37 High Street Glasgow G1
S R C G	Strathclyde Regional Council Glasgow City Archives 30 John Street Glasgow G2

S R C R Strathclyde Regional Council Renfrew
 Cotton Street Paisley Renfrewshire

S R C S Strathclyde Regional Council Stirling
 24 King Street Stirling Stirlingshire

S U A Strathclyde University The University
 Archives
 George Street Glasgow G1

T H Dr Thomas Howarth
 131 Bloor West Toronto M5S 1S3 Canada

U G M C Glasgow University The Hunterian
 Art Gallery Mackintosh Collection
 University Avenue Glasgow G12 8QQ

V A M Victoria & Albert Museum
 Cromwell Road London SW7 2RL

W S G A Watson Salmond & Gray Architects
 245 North Street Glasgow G3

DESIGN FOR A LIBRARY IN A GLASGOW HOUSE

Date 1900 - 1901

Place Glasgow

Arch Mackintosh 1900

Appendix

Design for a Library

In Glasgow House by

Charles Mackintosh

Mackintosh by Michael

A ^W Drawing Catalogue

I. Design for a Library in a Glasgow House.

II. The Glasgow School of Art.

III. House at Bridge of Weir for Alfred Todd.

B Measure drawings of Mackintosh Buildings

- 1 The Glasgow School of Art
- 2 Ruchill Street Church Hall
- 3 Ingram Street Tea-rooms, The Oak Room
- 4 Daily Record Building
- 5 Hill House
- 6 Willow Tea-rooms
- 7 Scotland Street School
- 8 Mossyde

THE GLASGOW SCHOOL OF ART

These sketch drawings are for the first stage which was the first part of the first stage. They included a plan for temporary building of squares of the site of the school stage. These plans clearly show the scale of the first stage and the general arrangement of the school building.

The sketch drawings were executed by Mackintosh's hand with some hand written questions on an engineering consultation.

One of these drawings was made on the second stage of the first stage. It was a plan of the first stage and the second stage.

PLAN OF BASEMENT

Scale of drawing paper base 1900
1/4" = 10 feet

1900

1900

PLAN OF SECOND FLOOR

Scale of drawing paper base 1900

1900

1900

PLAN OF FIRST FLOOR

Scale of drawing paper base 1900

1900

1900

1900

1900

1900

1900

1900

1900

1900

1900

1900

1900

1900

1900

1900

1900

1900

1900

1900

1900

1900

1900

1900

1900

1900

1900

1900

1900

1900

1900

1900

1900

1900

1900

1900

1900

1900

1900

1900

1900

1900

1900

1900

1900

1900

1900

1900

1900

1900

1900

1900

1900

1900

1900

1900

1900

1900

1 DESIGN FOR A LIBRARY IN A GLASGOW HOUSE

Date c 1894 - c 1897
Place Glasgow
1:H M S N No 25 1980
'Design for a Library
in Glasgow House by
Charles Rennie
Mackintosh' by Michael
Donnelly Billcliffe
F & I add enda D 1894 4

Very little is known about this design
whether it was executed or not.
Michael Donnelly suggested the date
c 1894-95 as stylistically design fit
also Billcliffe gave a date C 1894 for
this Library.

The drawing style seems to be of a
later date and his tall Gothic
lettering suggests after c 1897

1 - A

Room elevation four sides of room
pencil and watercolour
30.0 x 102.0 cm
col : Anthony D'Offay Gallery
(5 Dering Street London)

II THE GLASGOW SCHOOL OF ART

These sketch drawings (II -A-C) are
for the first stage which made up the
first half of the Art School. Also
included one plan for temporary
technical studios on the site of the
second stage. These plans clearly
show the scale of the first stage and
the original arrangement of the
accommodation.

The sketch drawings were executed by
Mackintosh's hand with same hand-
written notation by an anonymous
contributor.

The drawing (II -D) was made as the
memorial drawing for the client
(also see No 17 and No 52)

II - A

Plan of Basement
Pencil on Tracing paper Scale 1:96
104.0 x 60.3 cm

Col : G S A

II - B

Plan of Ground floor
Pencil on Tracing paper Scale 1:96
91.0 x 60.0 cm

Col : G S A

II - C

Plan of First floor
Pencil on Tracing paper Scale 1:96
90.2 x 44.5 cm

Col : G S A

II - D (52-J(b))

Plan of Ground floor Nov 1910
Pen and Watercolour on Paper
61.0 x 91.5 cm Scale 1:96

Drawing for client (Memorial
drawing)

Col : G S A

111 HOUSE AT BRIDGE OF WEIR

Date : 1902 - c 1905
Place : Easter Hill Bankend Road
Bridge of Weir
Renfrewshire

Client: Alfred Todd
D of G: Decree 20 May 1902
completed

Litt : Job-book 1902-1905

These drawings were dated April and
May 1902. At this time Mackintosh
and Newbery were in Turin organising
the Scottish contribution to the
Exhibition of Modern Decorative Art.
Billcliffe suggests the date April
1902 for their visit. Although
Mackintosh did not execute the
drawings himself the design is very
much in his manner. It consists of
an L-shape plan with a long corridor
distinctive wood work and the
recurring interest in a hill top site
for a house reminiscent of Windyhill
and Hill House.

The author believes that his design for the 'A House at Kilmacolm' (39-A-D) was the same project as this house having a similar plan scale position of windows and chimnies and the same site conditions of a gentle slope down from North to South. There is a difference in the style of the elevations between the designs similar to that which occurred in the early design for the Art School North elevation or the Gate Lodge at Auchenboth of Kilmacolm.

After the drawings were lodged at the D of G Court in May 1902 Mackintosh probably made slight alterations in the plan and changed the elevation which he drew himself at the later date of Dec 1902

The job-book suggests that the work was just started in Dec 1902 a fact noted by not Mackintosh. The original design as lodged with the D of G in May 1902 was executed without the alterations of Dec 1902 (see also No.39)

III - A

Plans of Ground and First floor April 1902
Pen and Watercolour on copy paper
54.3 x 36.5 cm Scale 1:96
Drawing for D of G
Col : Mr & Mrs Upton
Easter Hill Bankend Road
Bridge of Weir
Renfrewshire

III - B

Plans of Attic floor and Foundations
April 1902
Pen and Watercolour on copy paper
54.6 x 36.5 cm Scale 1:96
Drawing for D of G
Col : Mr & Mrs Upton


III - C

Sections C-D A-B and North West
and South Elevations April 1902
54.3 x 36.8 cm Scale 1:96
Drawing for D of G
Col : Mr & Mrs Upton

III - D

East Elevation and Long L Section
May 1902
54.6 x 36.5 cm Scale 1:96
Drawing for D of G
Col : Mr & Mrs Upton

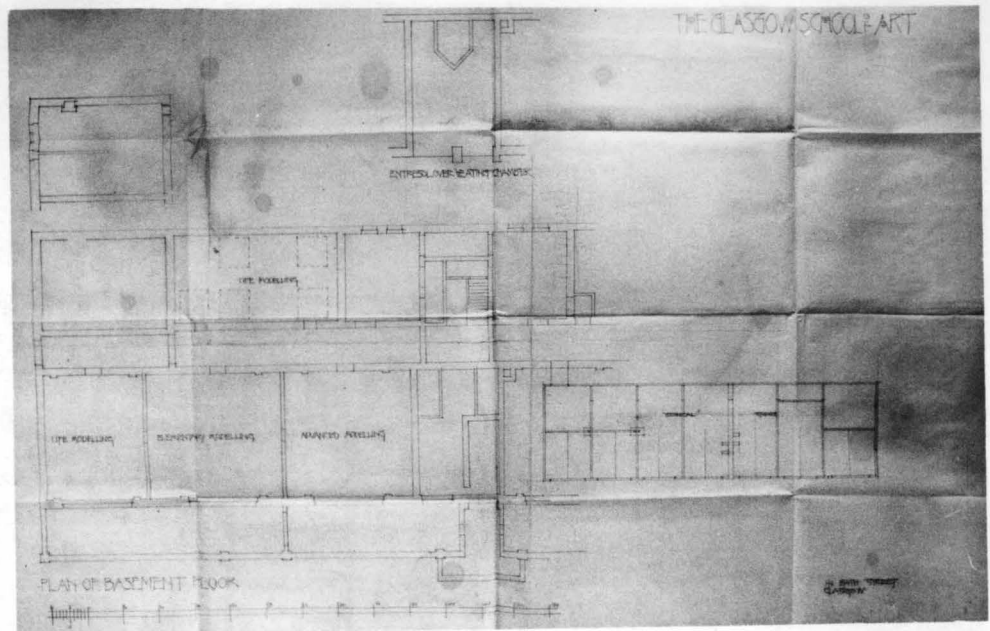
I. DESIGN FOR A LIBRARY IN A GLASGOW
HOUSE



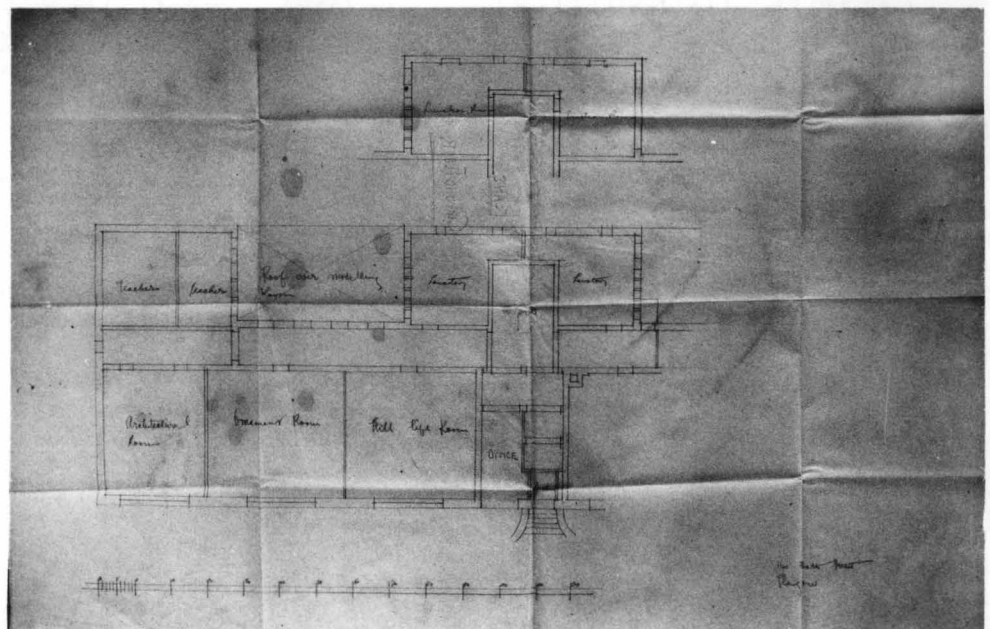
I-A
A Library room Elevation, four sides
of room
c. 1894-c.1897

II. THE GLASGOW SCHOOL OF ART

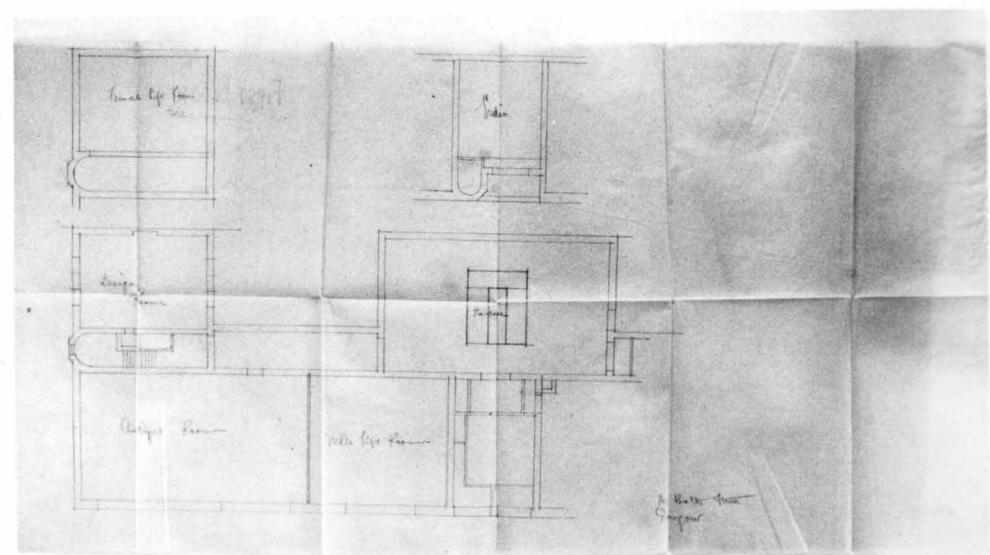
II -A
Plan of Basement



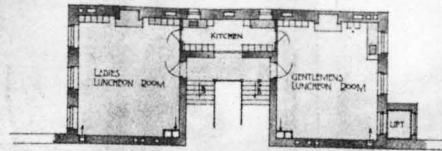
II-B
Plan of Ground floor



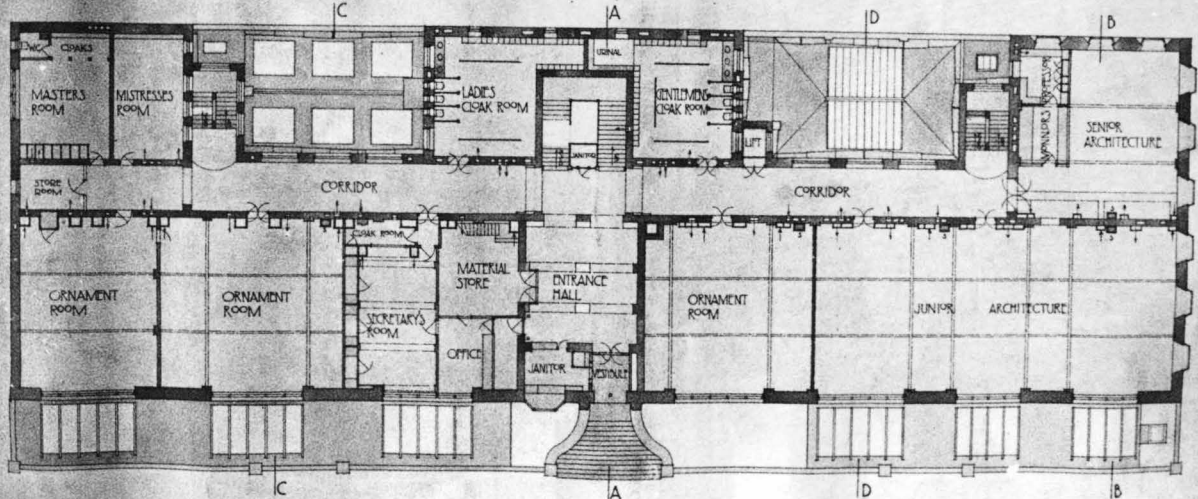
II -C
Plan of First floor



THE GLASGOW SCHOOL OF ART.



PLAN OF ENTRESOL
BETWEEN GROUND AND FIRST FLOORS



PLAN OF GROUND FLOOR.

NOTE
3 SPARK
1215 PYROCLASTIC
INLET
EXTRACT

II -D (52-J(b))
Plan of Ground floor
Nov. 1910



House at Bridge of Weir

Date : 1902- c.1905
Place : Easter Hill, Bankend Road, Bridge of Weir,
Kilmacolm, Renfrewshire.
Client : Alfred Todd

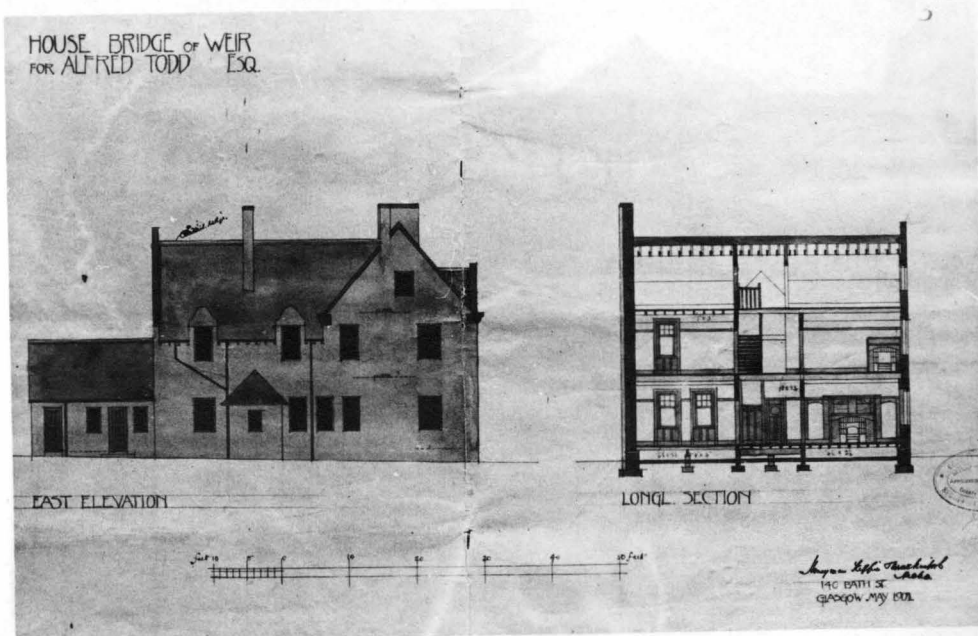
HOUSE BRIDGE or WEIR
FOR ALFRED TODD ESQ.

[illegible]

Section C-D, A-B and North, West and South Elevations
April 1902

Long. Section and
East Elevation
May 1902

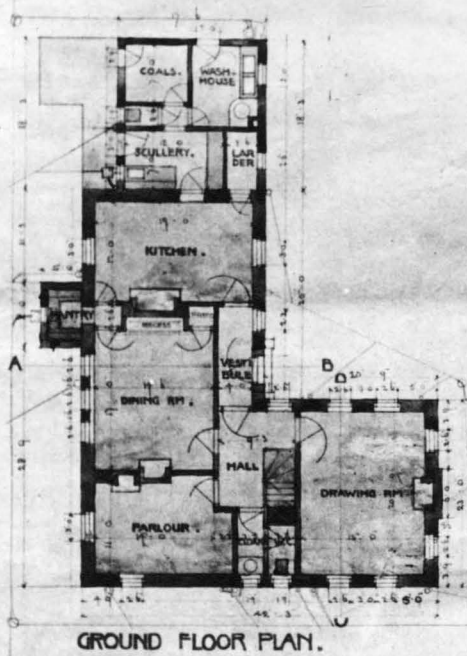
HOUSE BRIDGE OF WEIR
FOR ALFRED TODD ESQ.



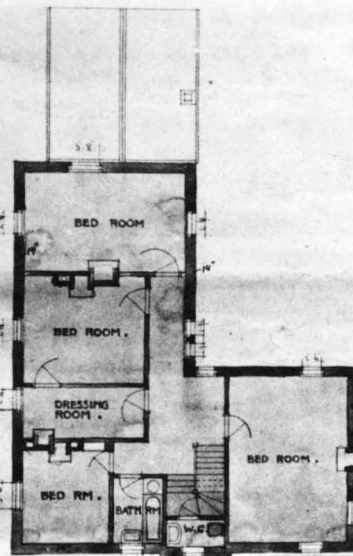
III. HOUSE AT BRIDGE OF WEIR

No. 1.

HOUSE BRIDGE OF WEIR
FOR ALFRED TODD ESQ.



GROUND FLOOR PLAN.



FIRST FLOOR PLAN.



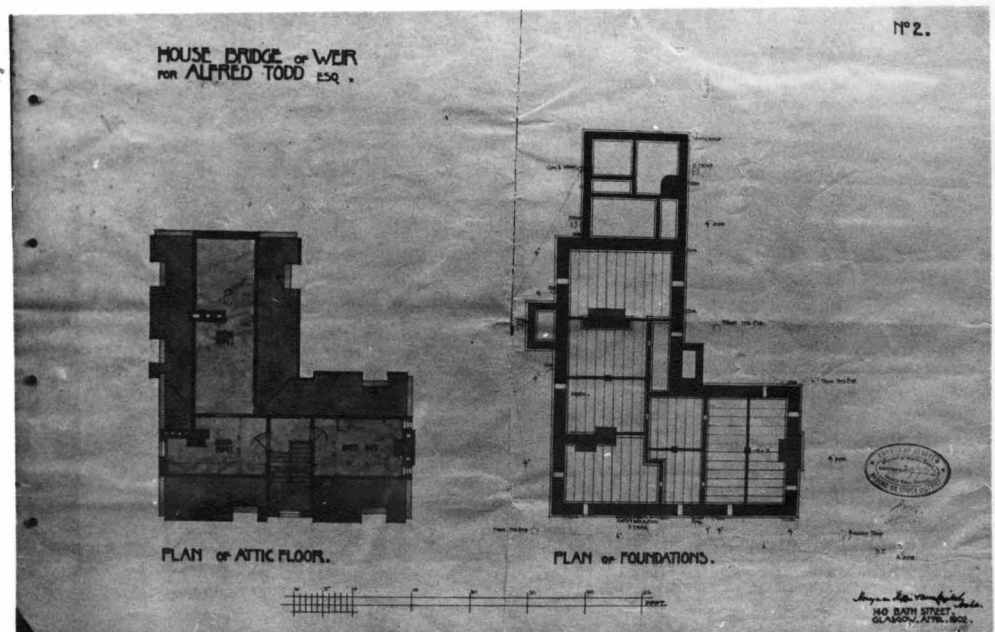
James & John MacKenzie
140 BATH STREET.
GLASGOW, APRIL, 1902.

III-A

Plan of Ground floor and First floors
April 1902

III-B

Plan of Attic floor
and Foundations
April 1902



PLAN OF ATTIC FLOOR.

PLAN OF FOUNDATIONS.

No. 2.



James & John MacKenzie
140 BATH STREET.
GLASGOW, APRIL, 1902.

MEASURE DRAWINGS OF MACKINTOSH BUILDINGS

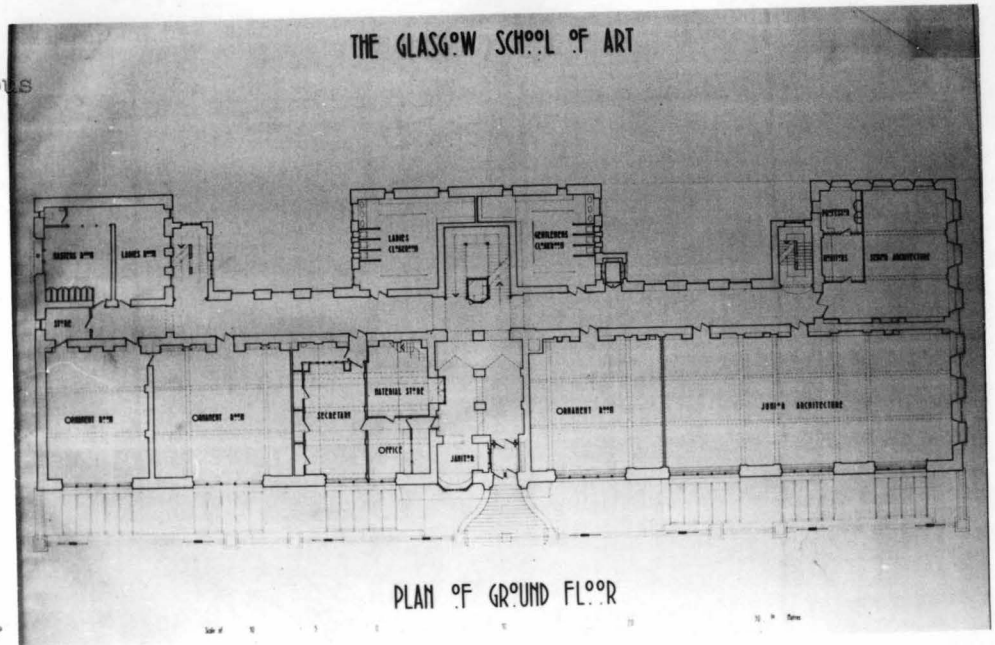
- 1 THE GLASGOW SCHOOL OF ART
Plans and in the Hall. Drawings by P Porteous & P Spear
Dissertation of the Mackintosh School of Architecture 1979

The Library Filippo Alison
Drawings from Japan Interior Design July 1977 pp 66-68
- 2 RUCHILL STREET CHURCH HALL
Plans Elevation Sections and door. Drawing by
Duncan A Scott Architectural studied of the Mackintosh
School of Architecture 1979

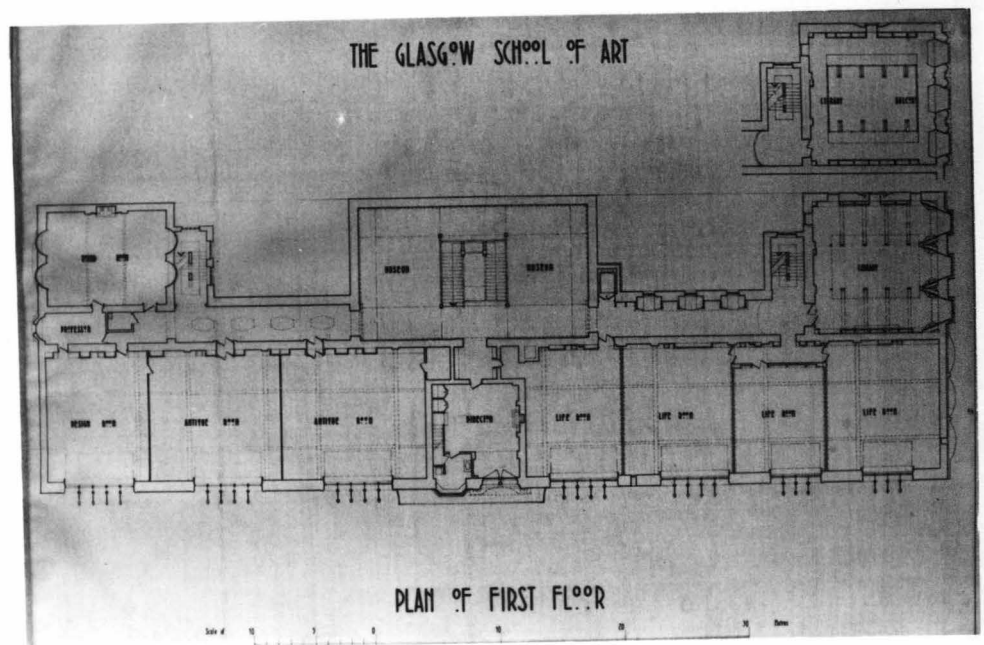
Detail of Door Holmes and Partners Architects
62 Kelvingrove Street Glasgow Drawings for Conservation
Work 1975
- 3 INGRAM STREET TEA-ROOMS THE OAK ROOM
Plans Room elevations and Details Drawings by Ian Kinloch
Architectural Studied of the Glasgow School of Art 1955
- 4 DAILY RECORD BUILDING
Plans Sections Elevations and Axonometric drawing by
J Crawford & S Drummond Dissertation of the Mackintosh
School of Architecture 1981
- 5 HILL HOUSE
Plans Gillespie Kidd & Coia Architects 227 Ingram Street
Glasgow Drawings for refurbishment work
- 6 WILLOW TEA-ROOMS
Plans Elevations Section and Room elevations
Keppie Henderson & Partners Architects 21 Woodside
Place Glasgow 1979
- 7 SCOTLAND STREET SCHOOL
Plans Elevations Sections Axonometric and Analysis drawings
Drawings by Allan Millar & James Opfer Dissertation of the
Mackintosh School of Architecture 1979
- 8 MOSSYDE
Plans Elevations and Sections John B Wingate Architect
25 Wellington Street Glasgow Drawings for alteration work 1955

MEASURE DRAWINGS
1. THE GLASGOW SCHOOL OF ART

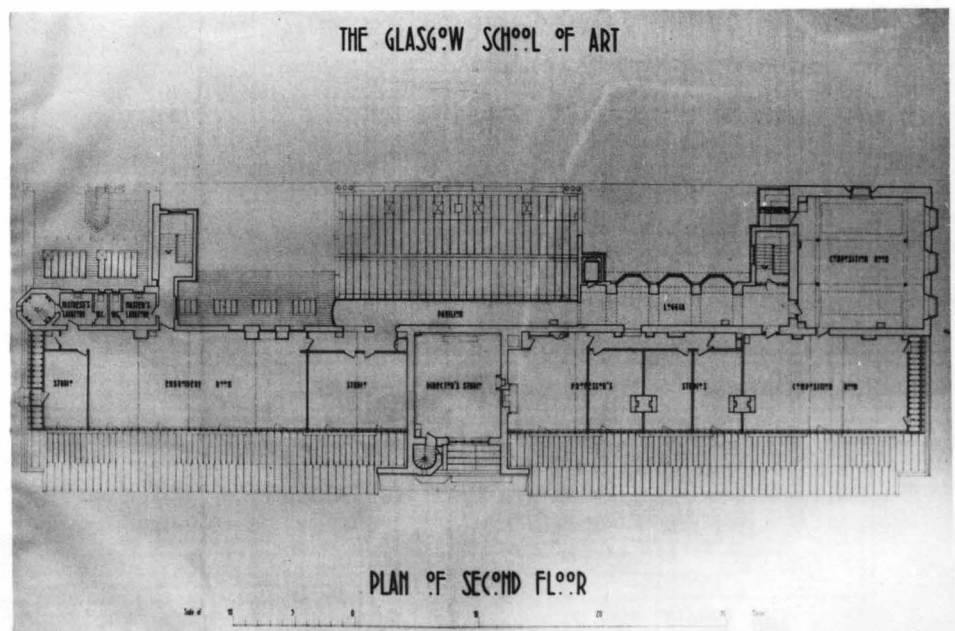
Plans and Hall
Drawings by P. Porteous
and P. Spear



Plan of Ground floor



Plan of First floor

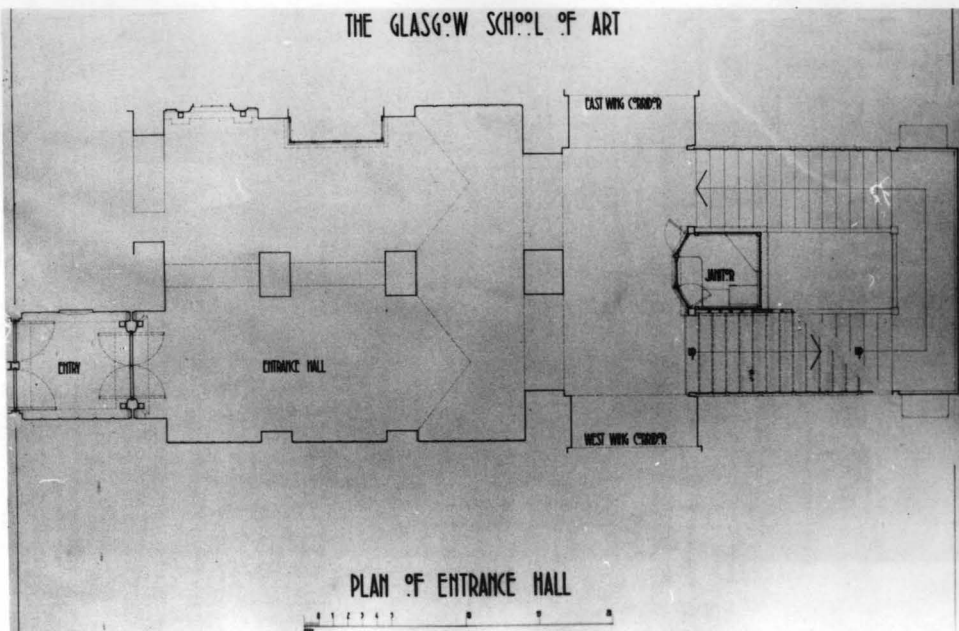


Plan of Second floor

MEASURE DRAWINGS

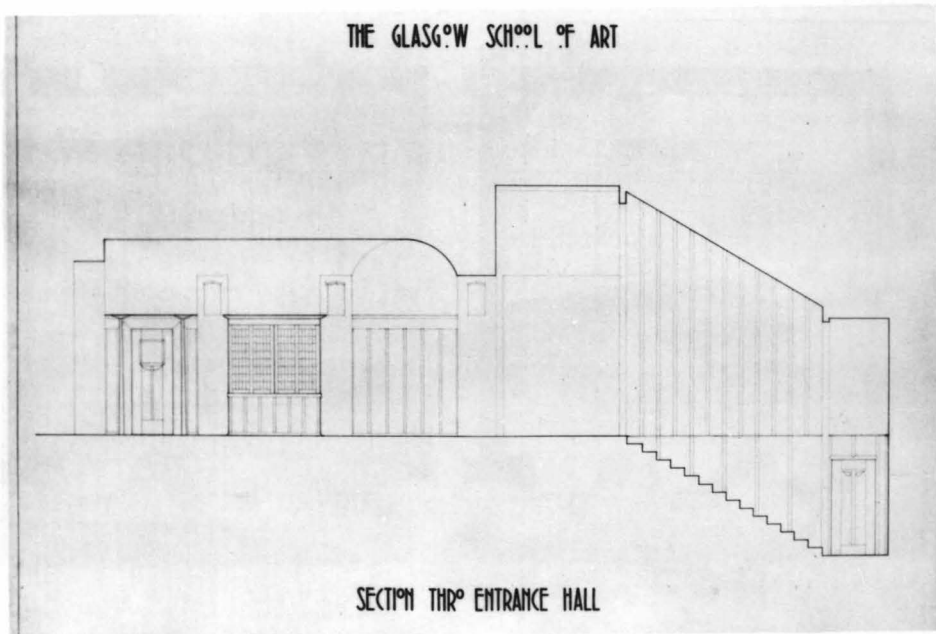
1. THE GLASGOW SCHOOL OF ART

THE GLASGOW SCHOOL OF ART



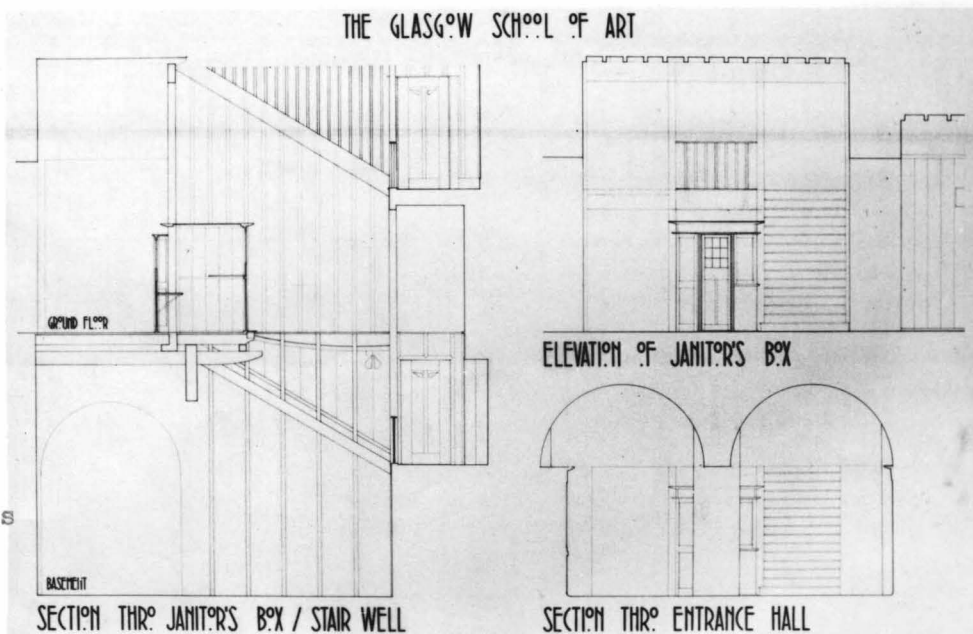
Plan of Entrance Hall

THE GLASGOW SCHOOL OF ART



Section thro Entrance Hall

THE GLASGOW SCHOOL OF ART




Elevation of Janitor's Box, Section thro. Janitor's Box and Stair, Entrance Hall

MEASURE DRAWINGS

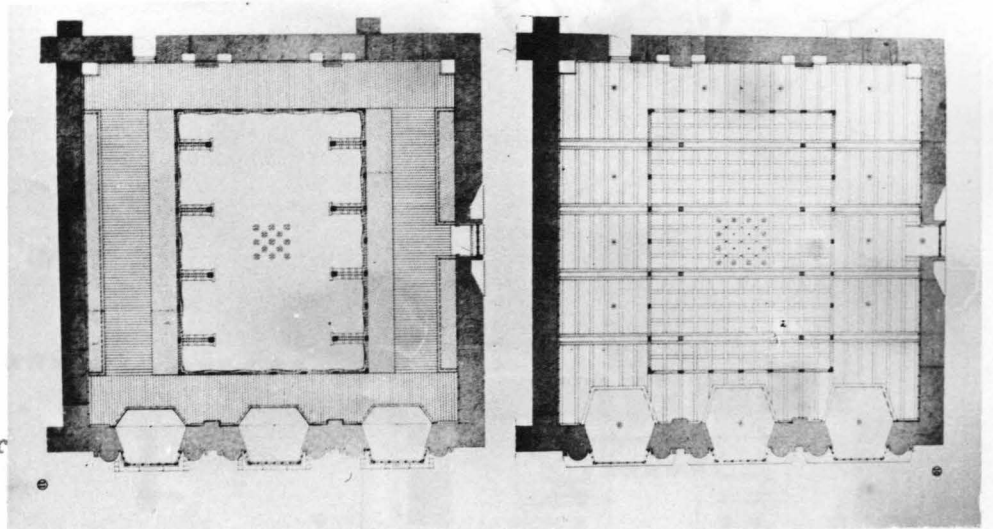
1. THE GLASGOW SCHOOL OF ART

The Library
by Filippo Alison

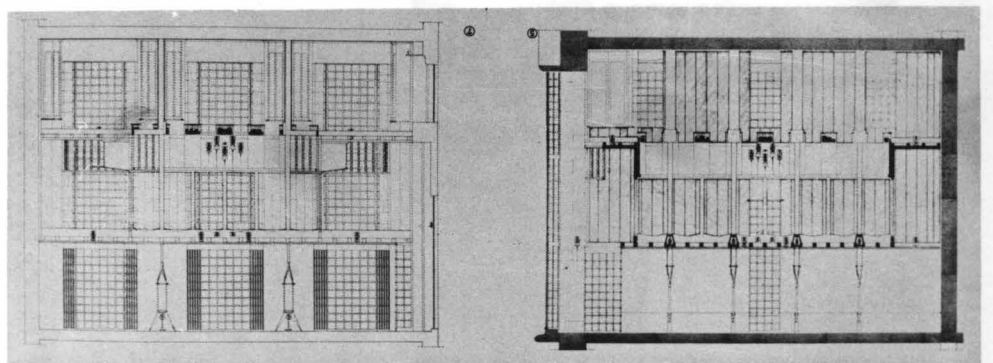
Plan of Ceiling,
First floor and
Second floor



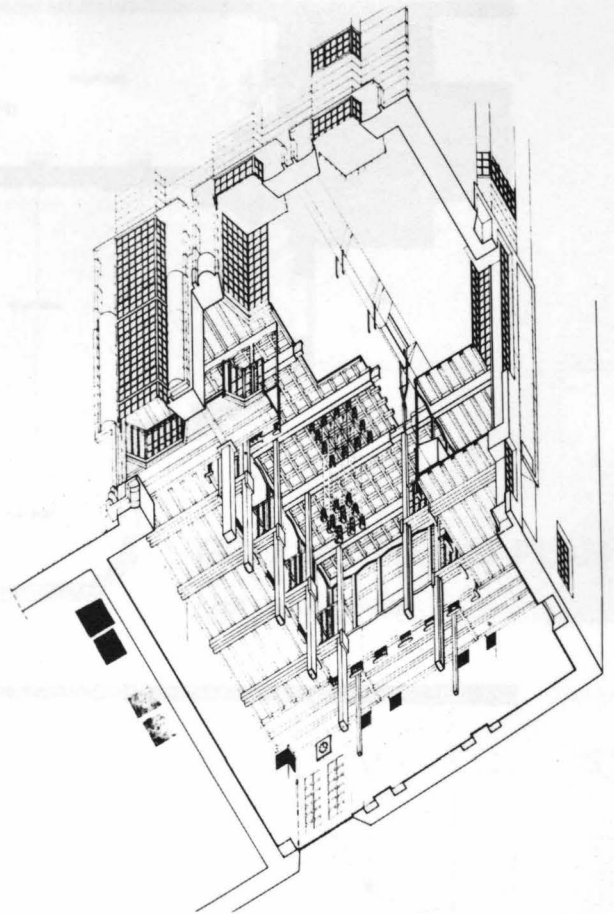
Plan of Ceiling,
Plan of Balcony floor



Room Elevations




Plan, Elevation,
Sections and Door
Drawings by Thomas A.

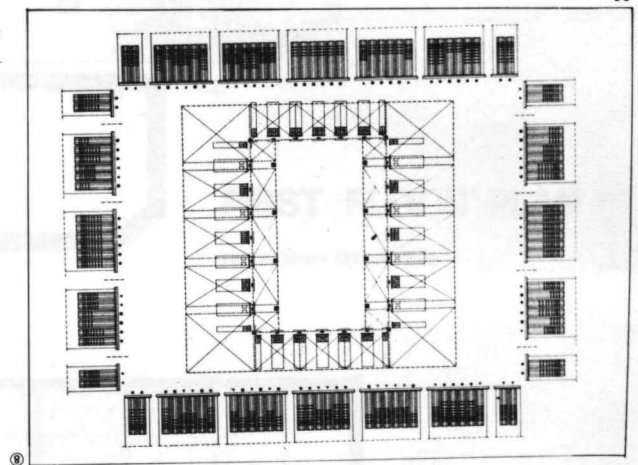


Axonometric Drawing

99



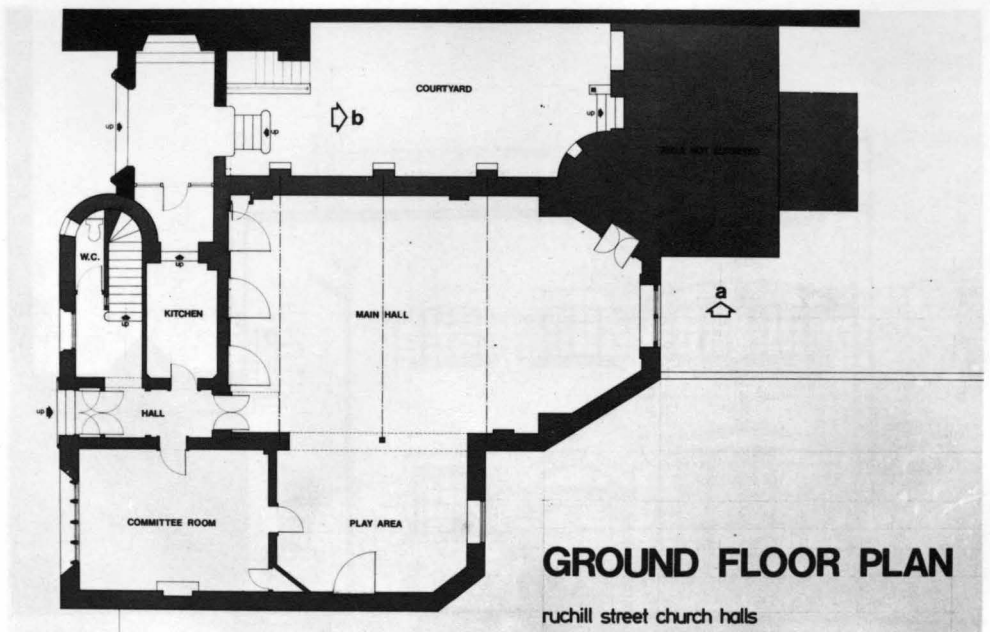
Details of Ornament



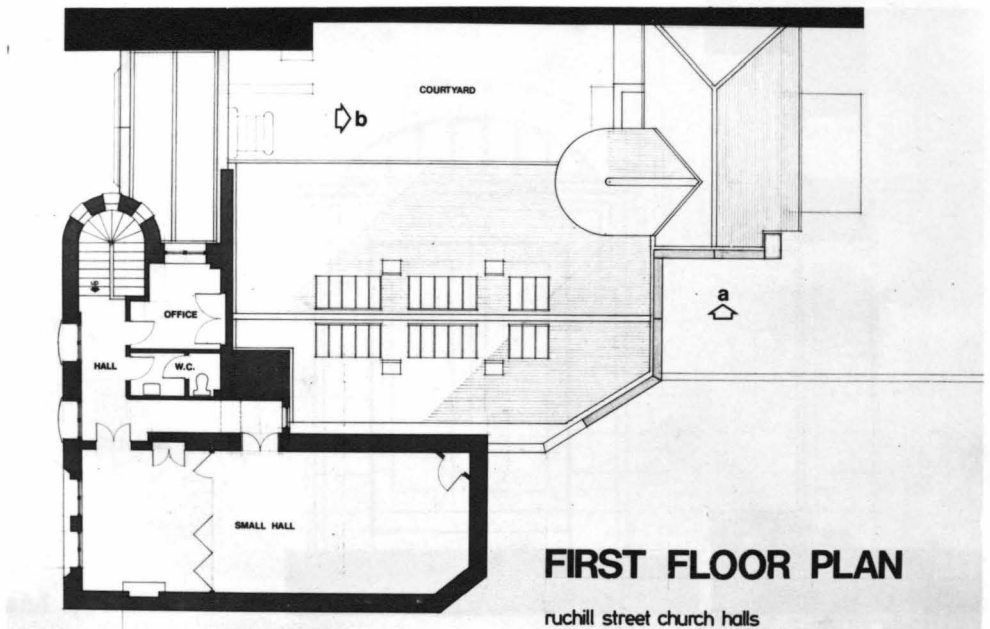
MEASURE DRAWINGS
2. RUCHILL STREET CHURCH HALL

Plans, Elevation,
Sections and Door
Drawings by Duncan A.
Scott.

Plan of Ground floor



Plan of First floor



Sections a-a, b-b.

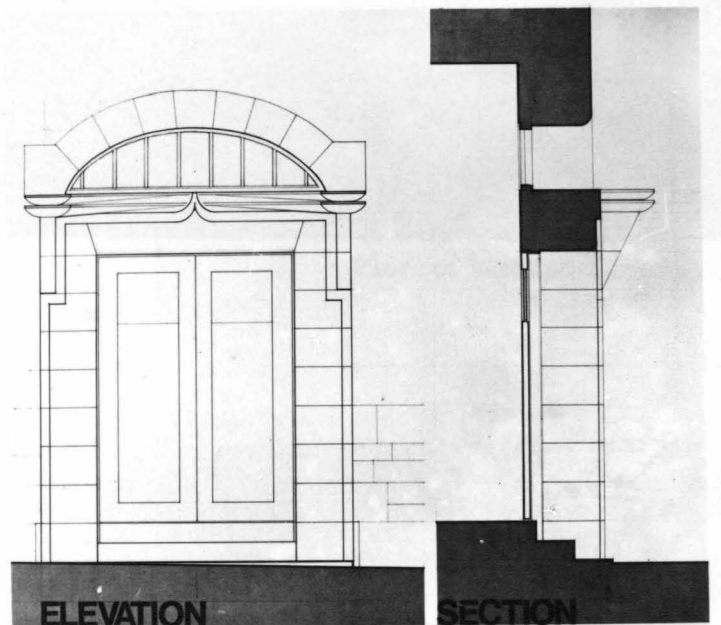


MEASURE DRAWINGS
2. RUCHILL STREET CHURCH HALL

Front Elevation

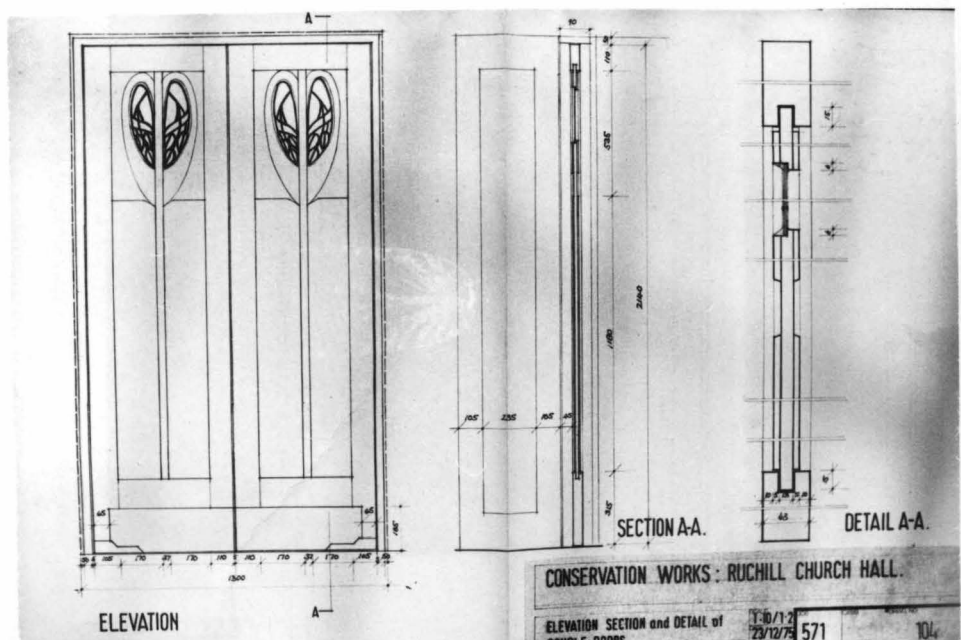


Front Door Elevation and Section

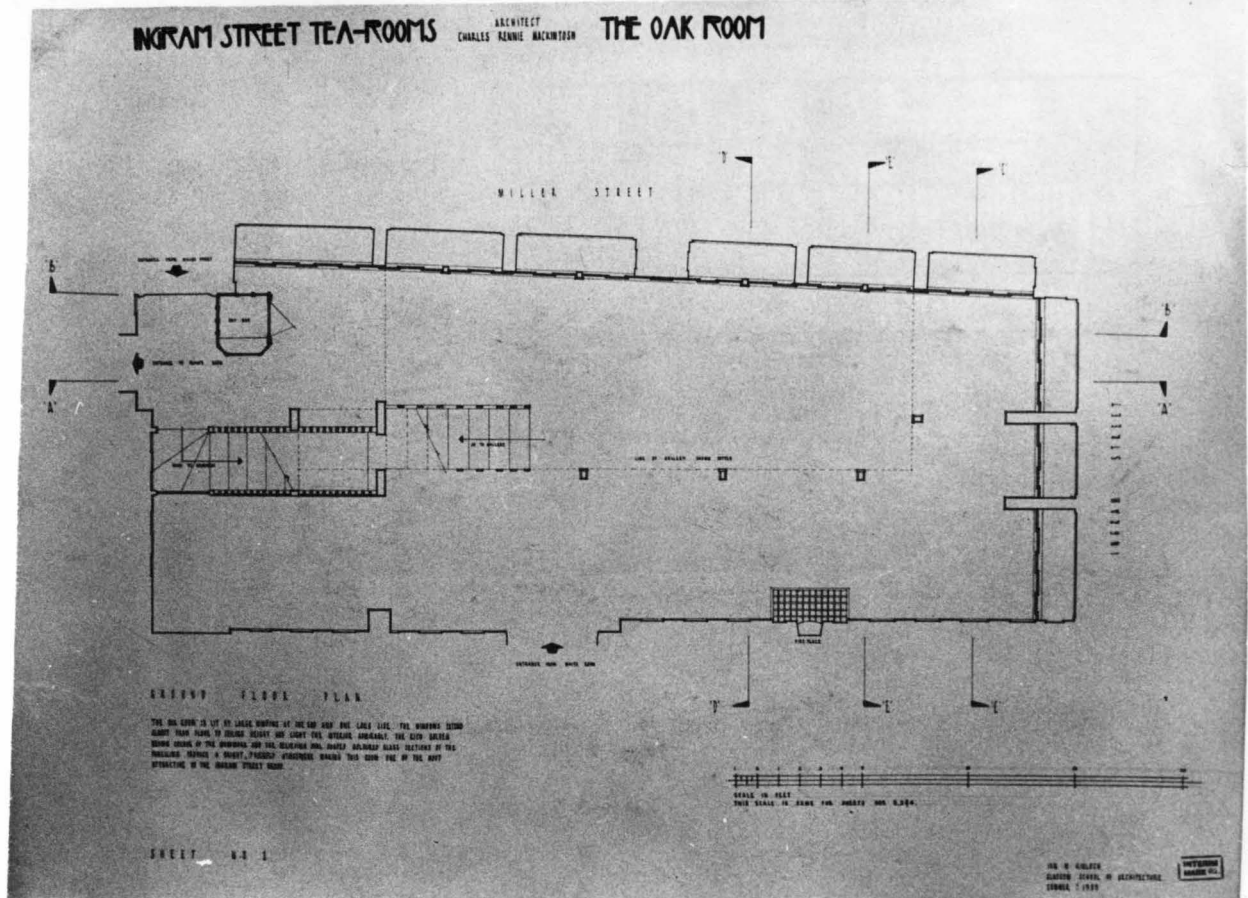


Detail of Door
Drawing by Holmes and
Partners Architects

Elevation, Section

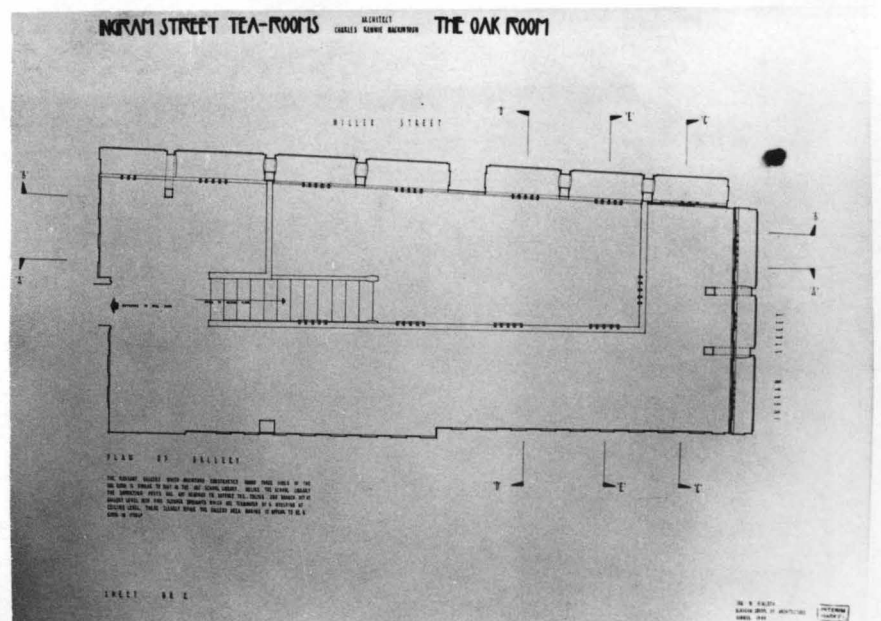


MEASURE DRAWINGS
3. INGRAM STREET TEA-ROOMS, OAK ROOM



Plans, Room elevations and Details
Drawings by Ian Kinloch

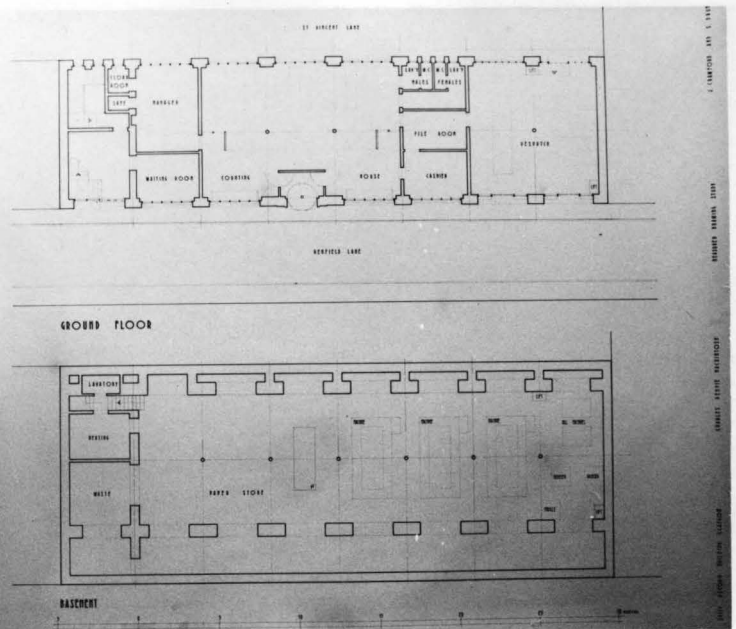
Plan of Ground floor



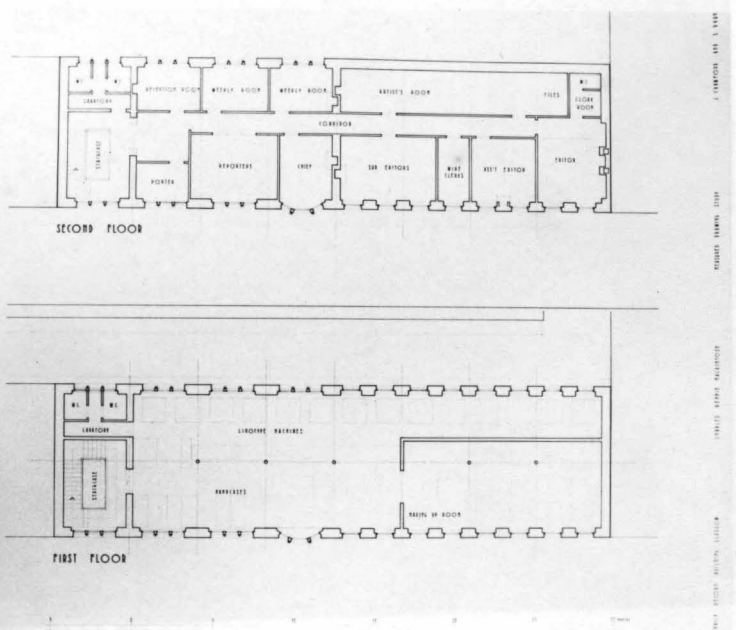
Plan of First floor

MEASURE DRAWINGS 4. DAILY RECORD BUILDING

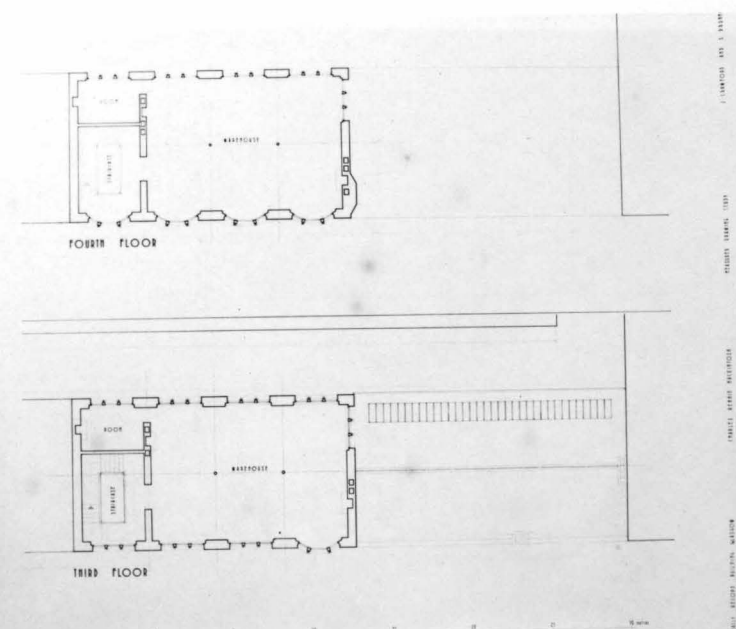
Plans, Sections, Elevations
and Axonometric drawing,
Drawings by J. Crawford and
S. Drummond



Plan of Basement and Ground floors

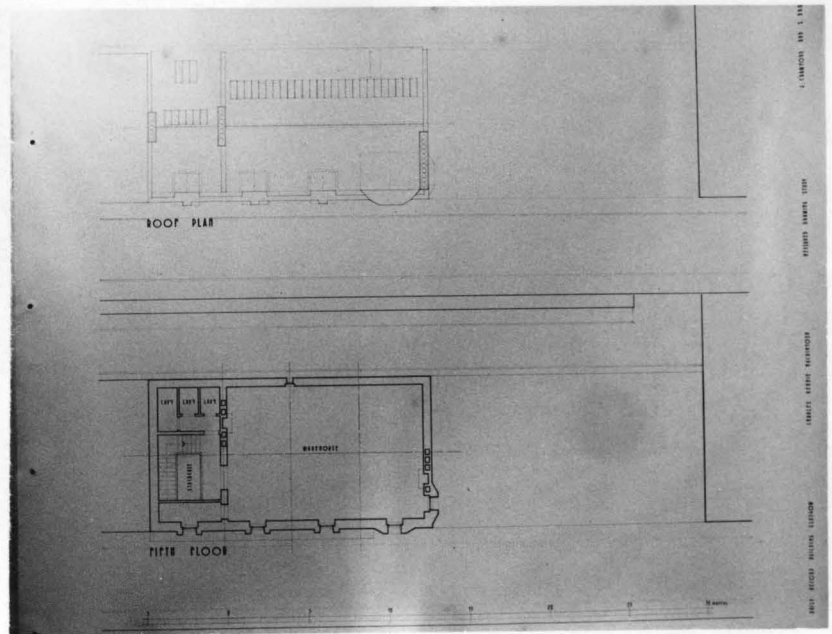


Plan of First and Second floors

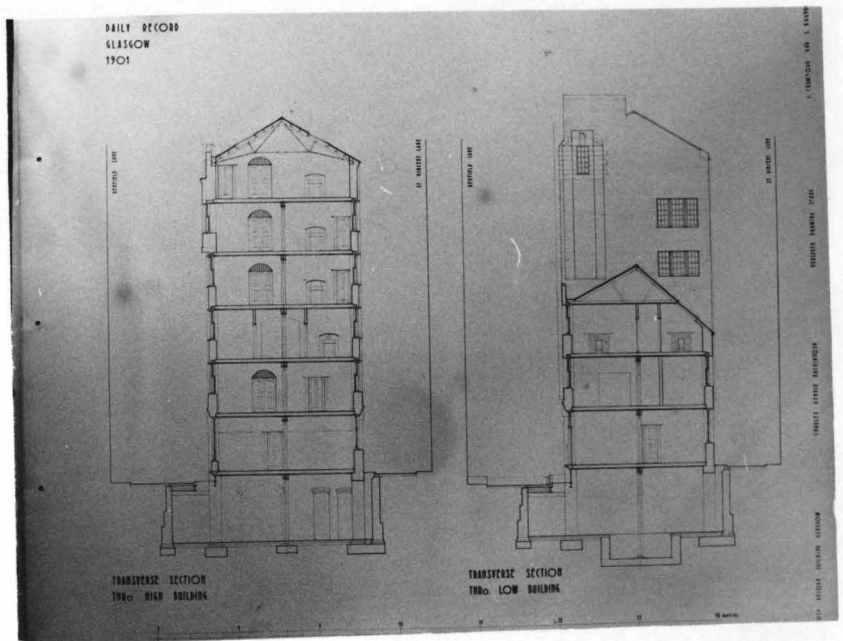


Plan of Third and Fourth floors


MEASURE DRAWINGS
4. DAILY RECORD BUILDING



Plan of Fifth floor and Roof




Sections




Elevation to St.Vincent Lane

MEASURE DRAWINGS
4. DAILY RECORD BUILDING



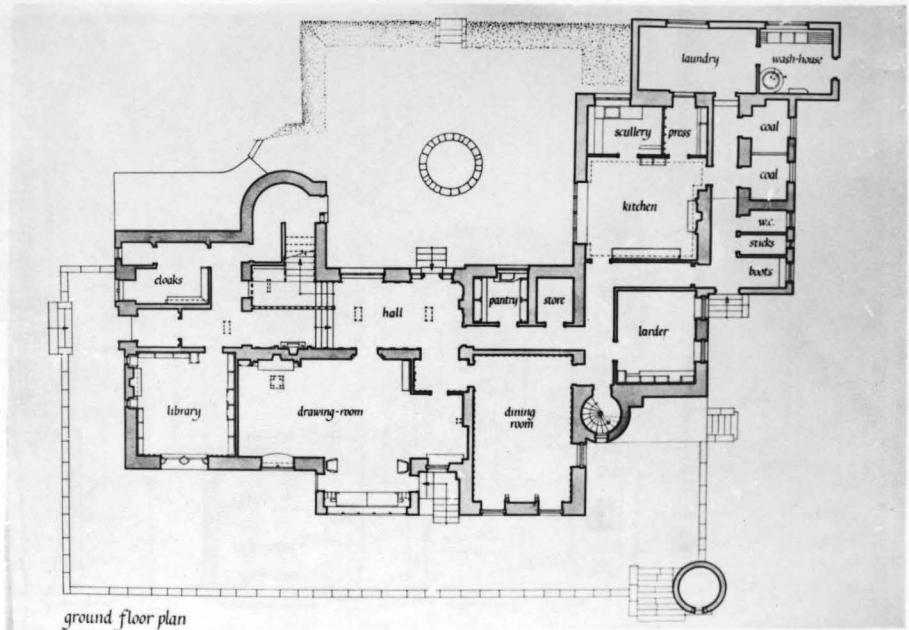
Elevation to Renfield Lane



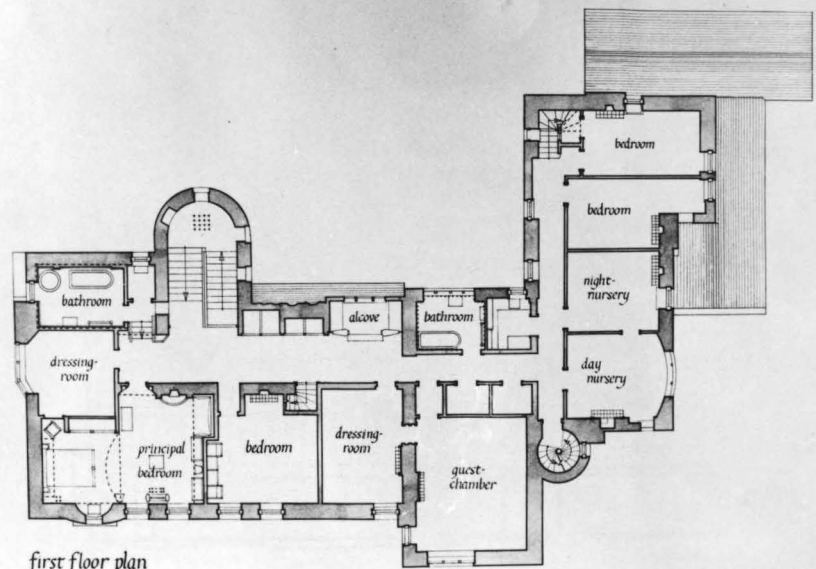
Axomometric drawing

MEASURE DRAWINGS
5. HILL HOUSE

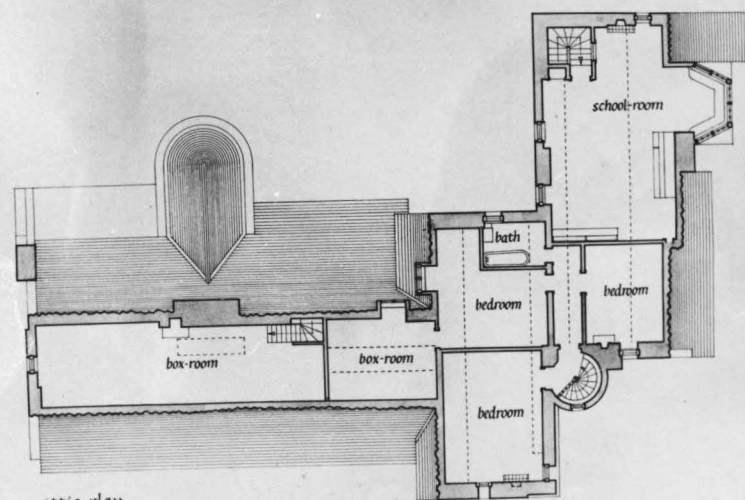
Plans, Drawings by
Gillespie, Kidd & Coia
Architects



Plan of Ground floor



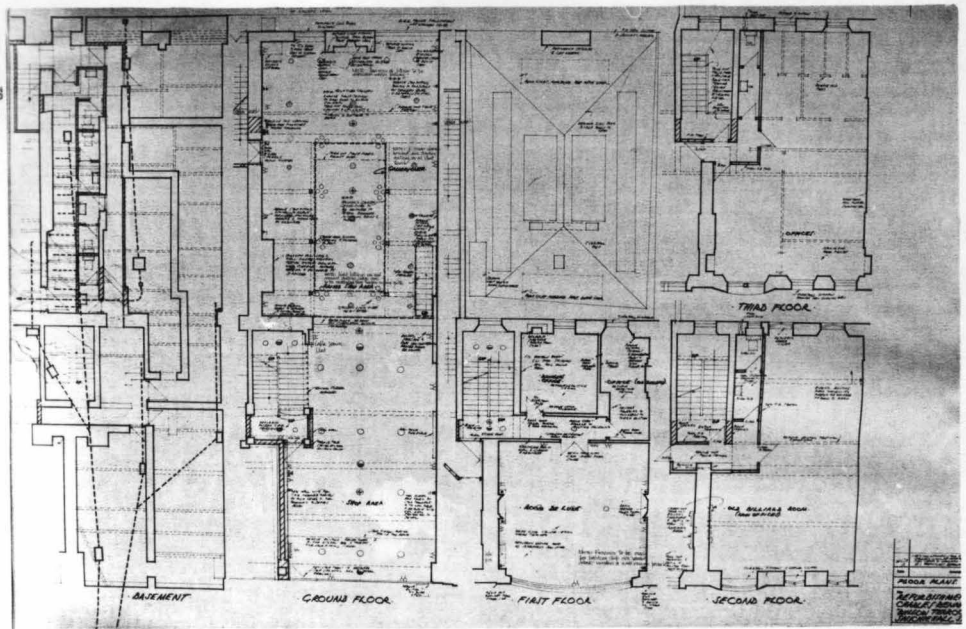
Plan of First floor



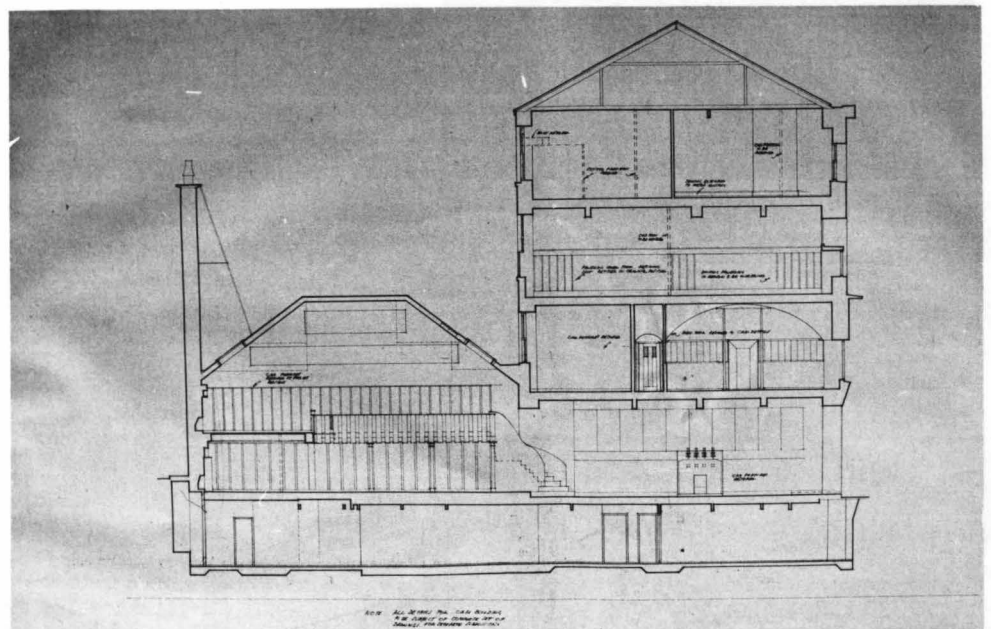
Plan of Attic floor

MEASURE DRAWINGS
6. WILLIOW TEA-ROOMS

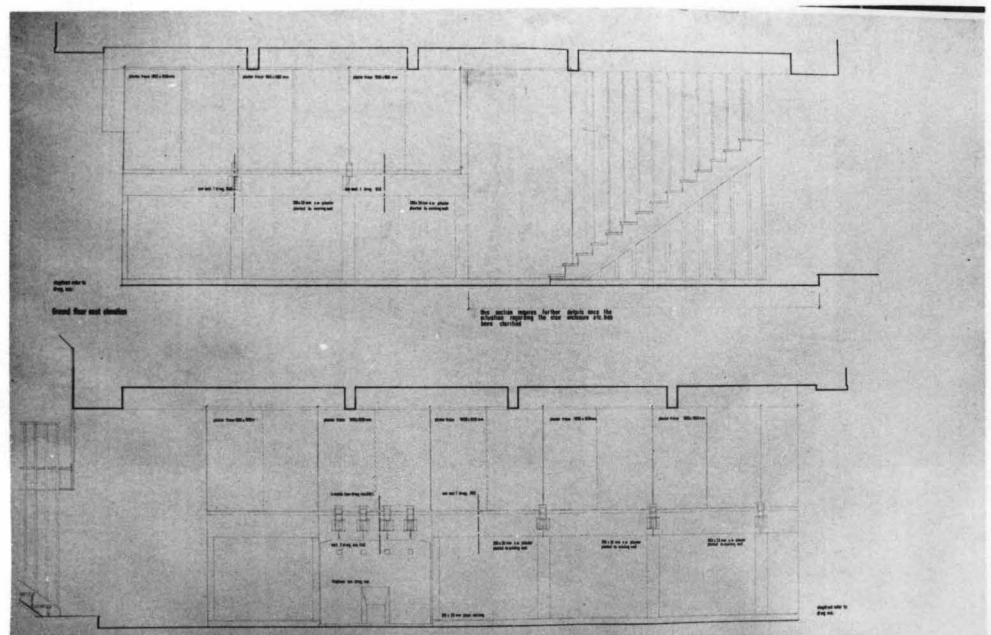
Plans, Section,
Elevations and Room
Elevations, Drawings
by Keppie, Henderson
and Partners



Plans



Long. Section




Room Elevations

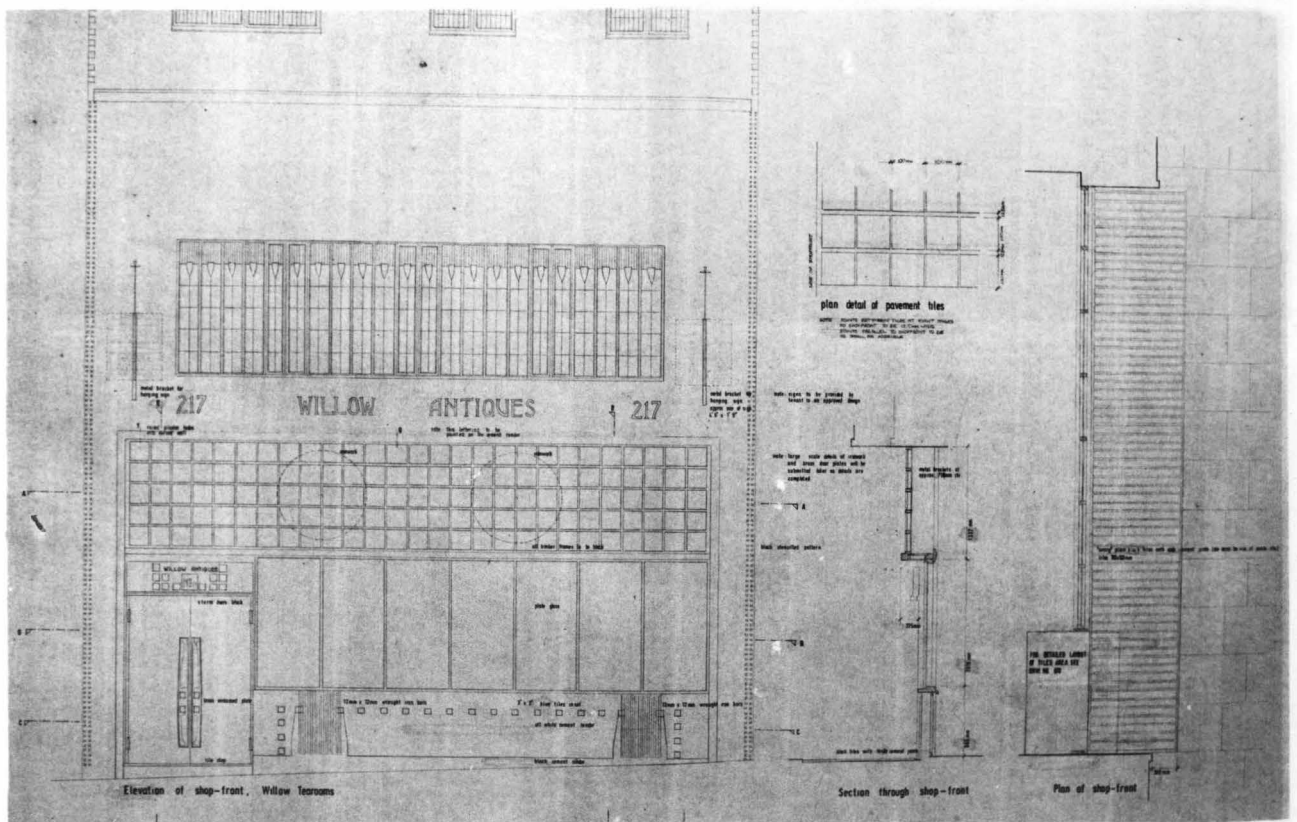
MEASURE DRAWINGS
6. WILLIOW TEA-ROOMS

Plans, Elevations, Sections, and
and analytical drawings, Drawings by
for and James O'Farrell

Front Elevation, Plans
Details



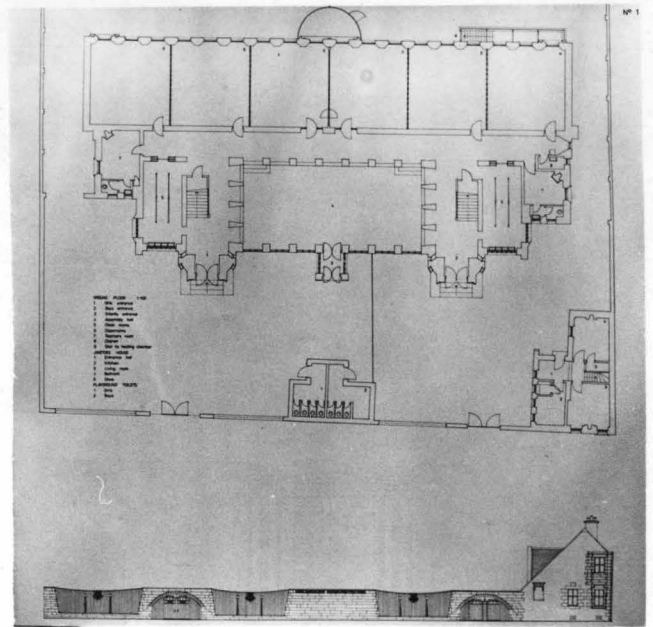
Elevation to Suchiehall street



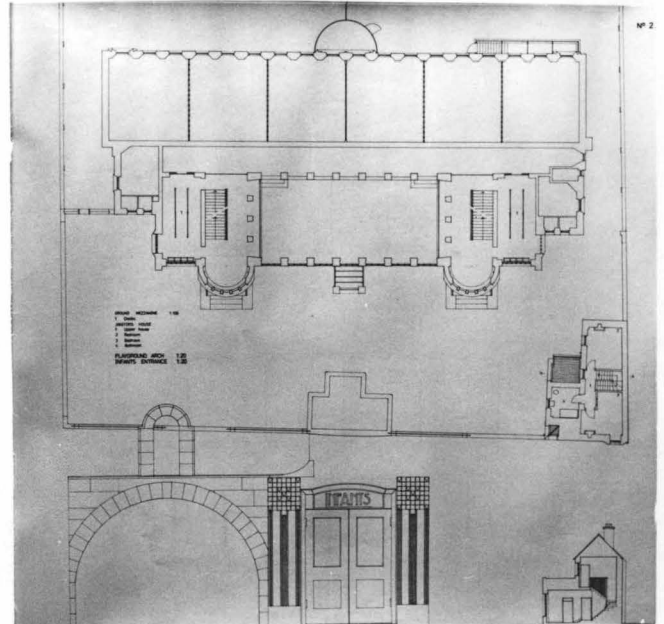
MEASURE DRAWINGS
7. SCOTLAND STREET SCHOOL

Plans, Elevations, Sections, Axonometric
and Analysis drawings, Drawings by
Allan Millar and James Opfer

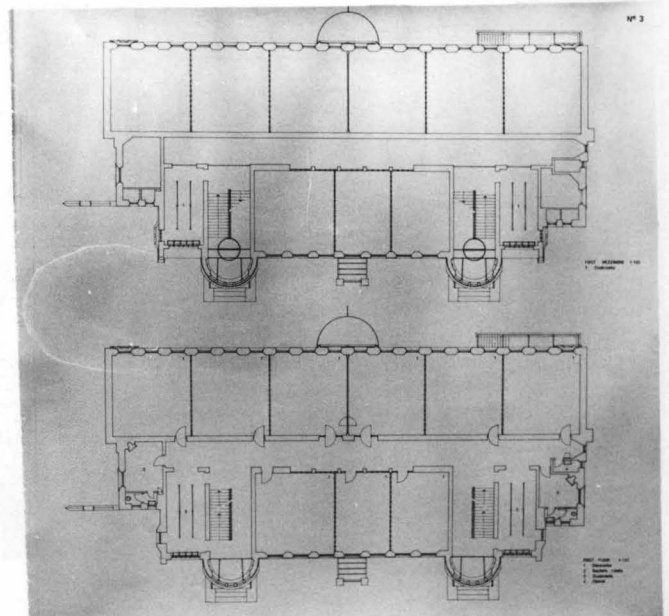
Plan of Ground floor, Janitor's House



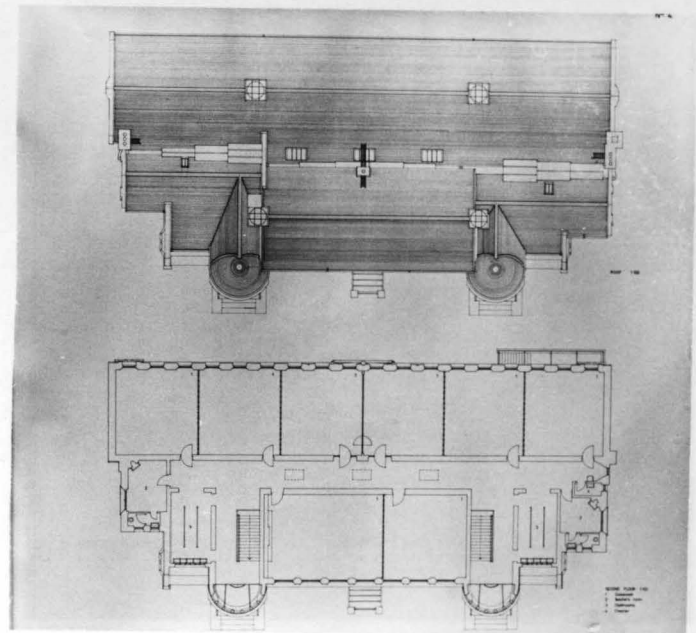
Plan of Ground floor Mezzanine



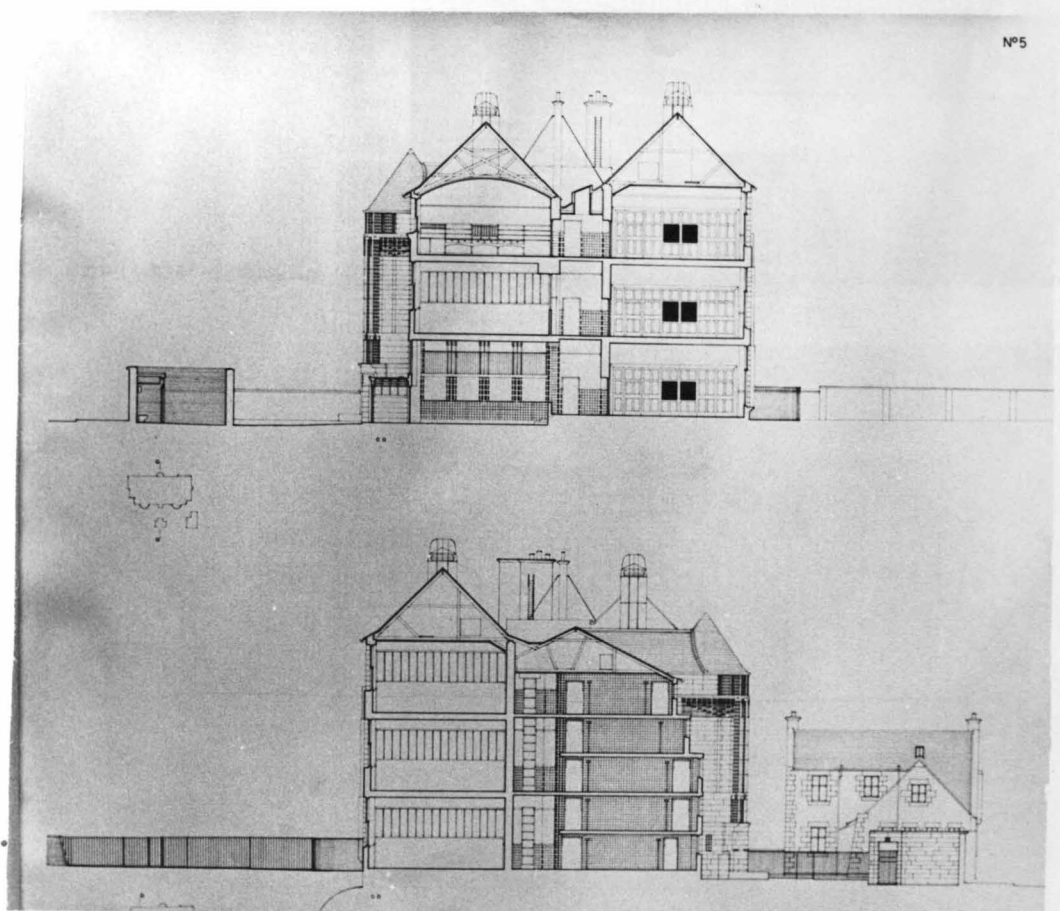
Plan of First floor, Mezzanine



MEASURE DRAWINGS
7. SCOTLAND STREET SCHOOL

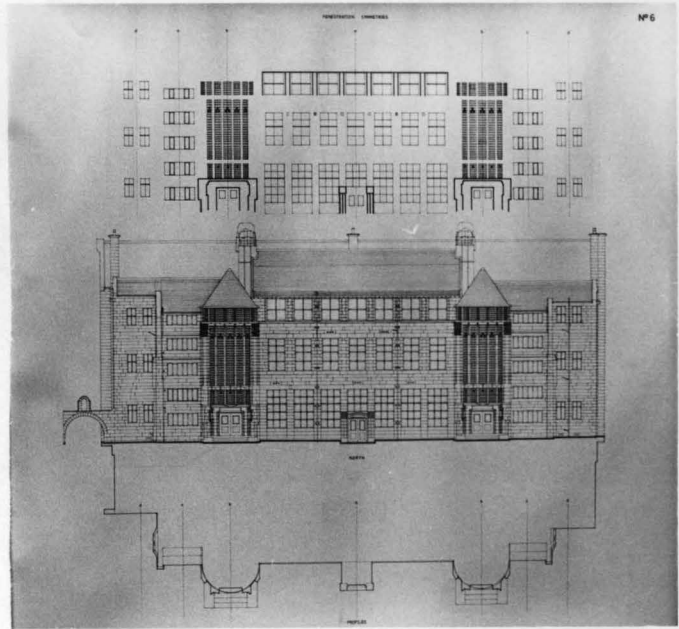


Plan of Second floor and Roof Plan

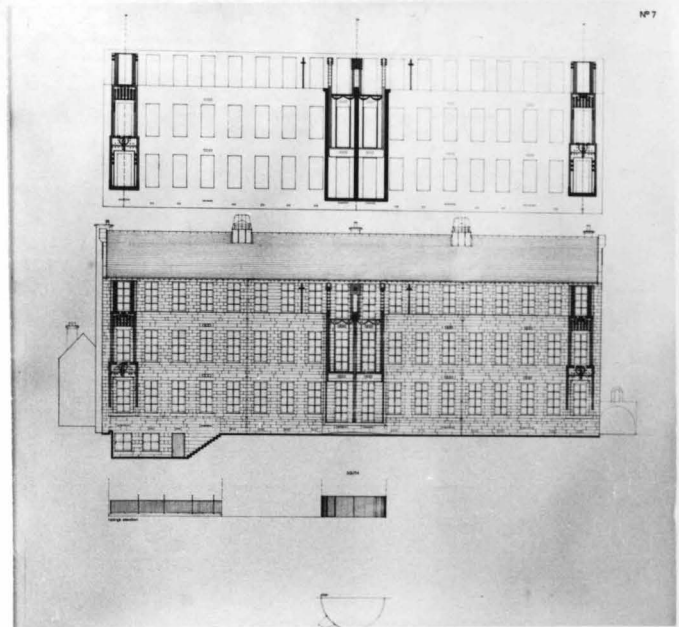


Sections a-a, b-b.


MEASURE DRAWINGS
7. SCOTLAND STREET SCHOOL



North Elevation and Analysis drawing

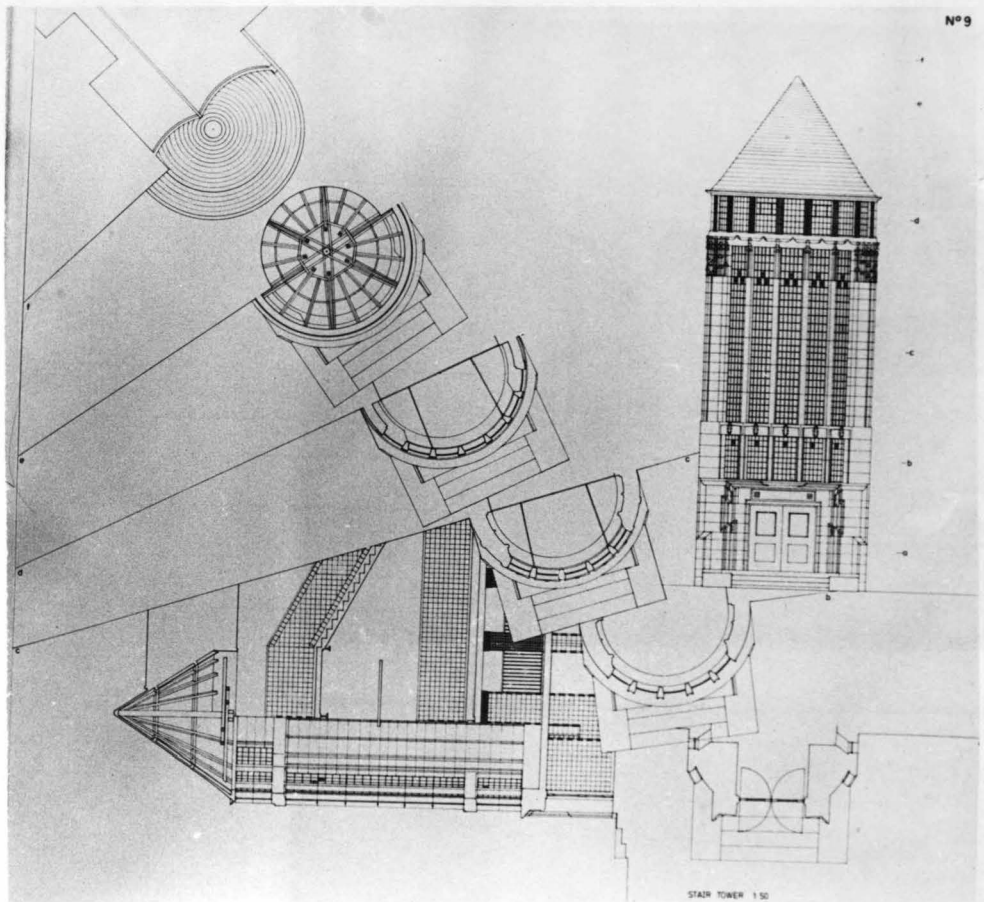


South Elevation and Analysis drawing

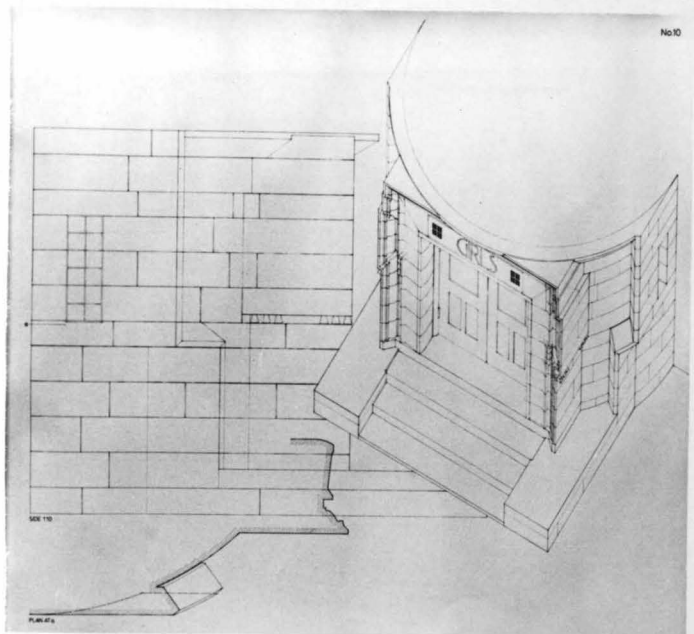


West and East Elevations

MEASURE DRAWINGS
7. SCOTLAND STREET SCHOOL




Detail of Stair Tower



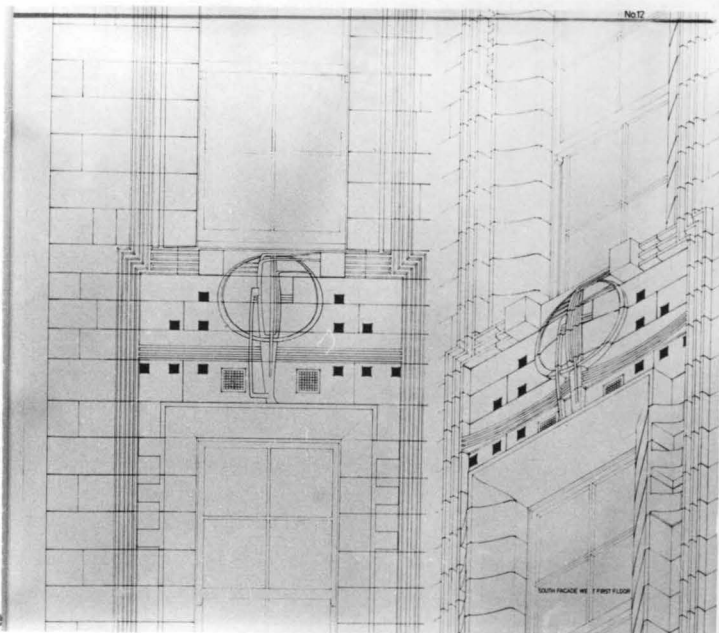
Girl Entrance

MEASURE DRAWINGS
7. SCOTLAND STREET SCHOOL

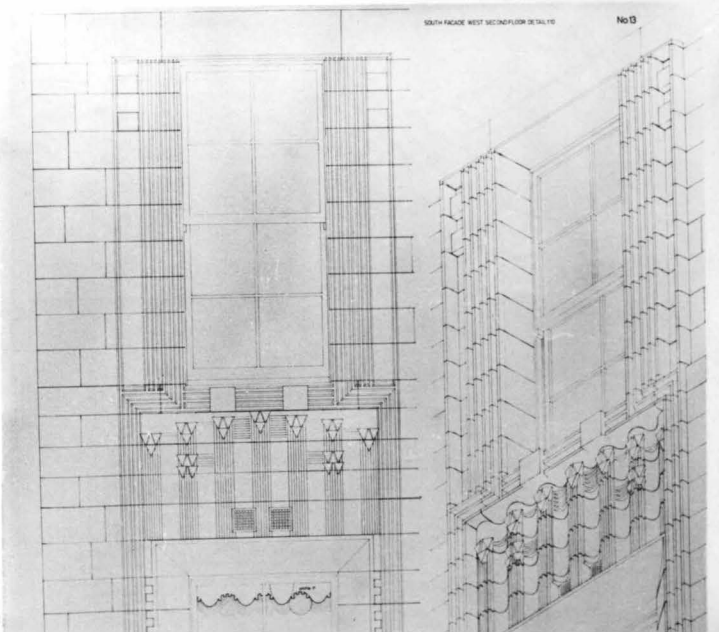
Entrance Elevation



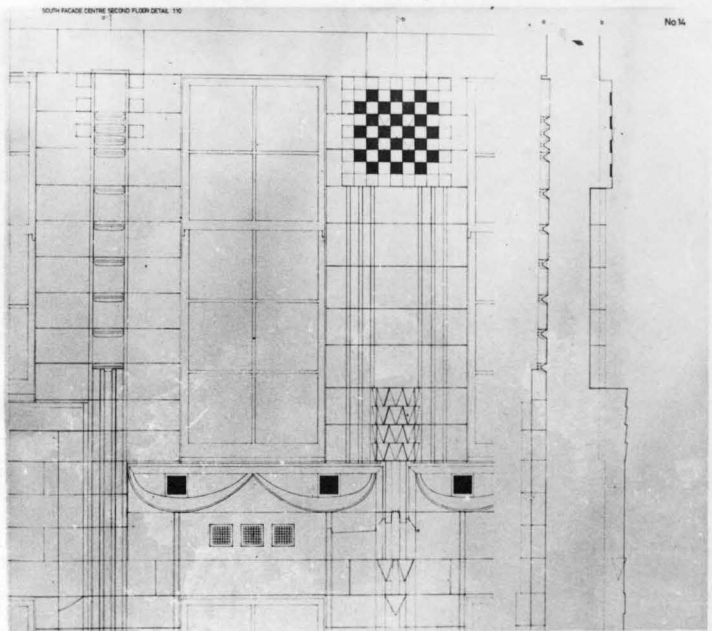
Detail Elevation, South Facade west side



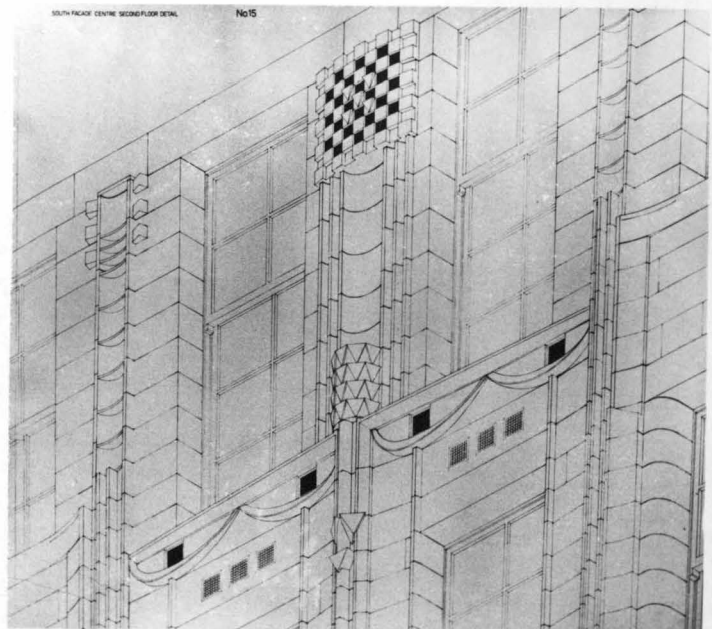
Detail Elevation, South Facade west side



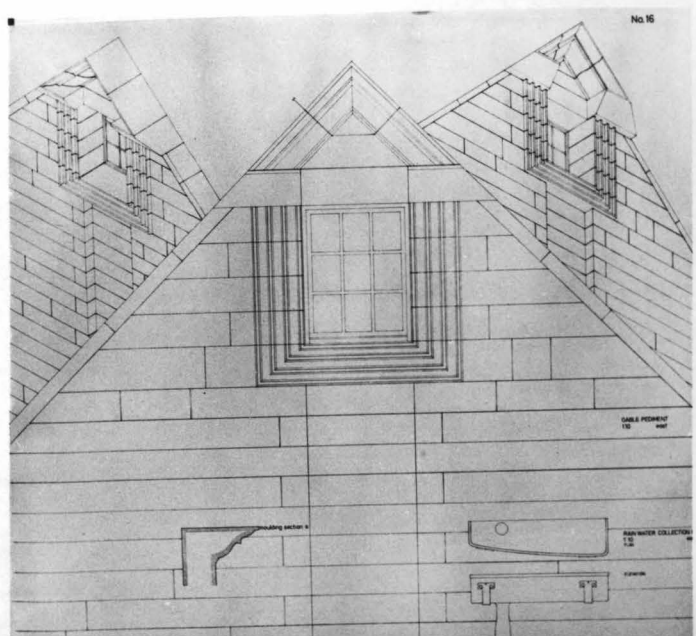
MEASURE DRAWINGS
7. SCOTLAND STREET SCHOOL



Detail Elevation, South Facade Centre



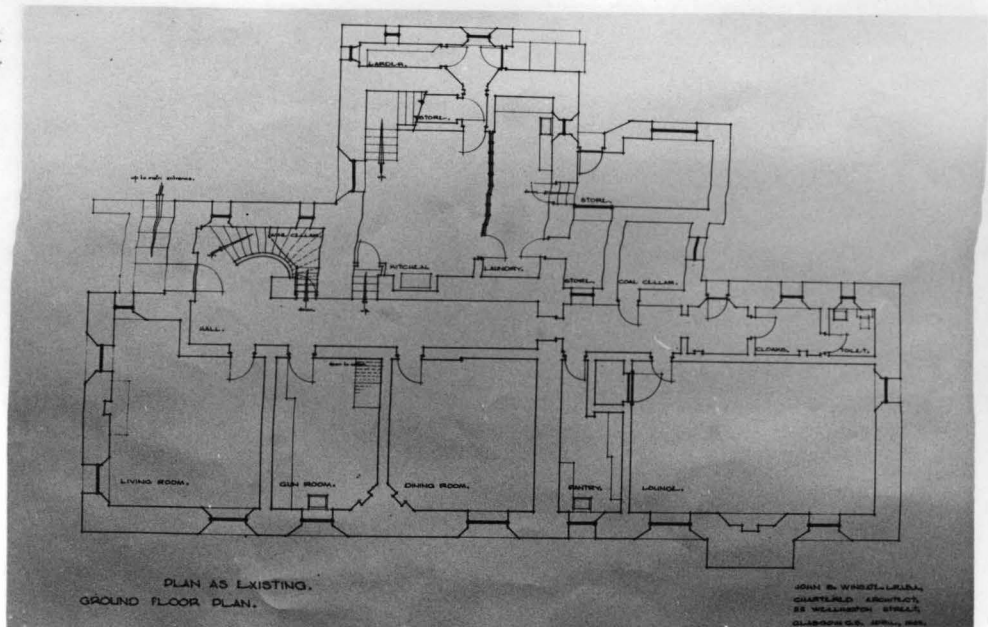
Axonometric drawing



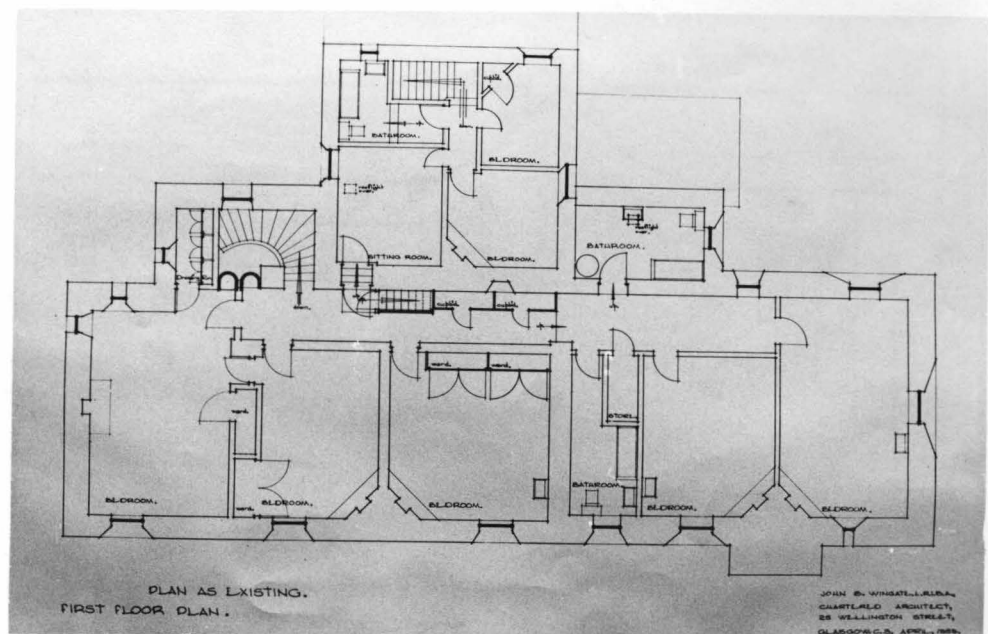
East Gable Pediment

MEASURE DRAWINGS
3. MOSSYDE

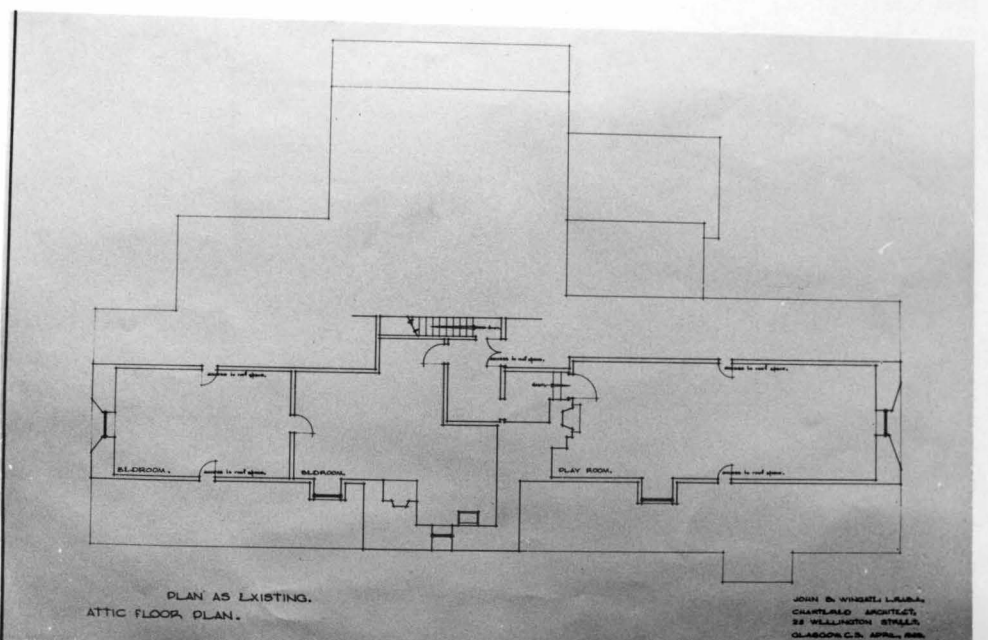
Plans, Elevations and
Sections, Drawings by
John.B. Wingate



Plan of Ground floor

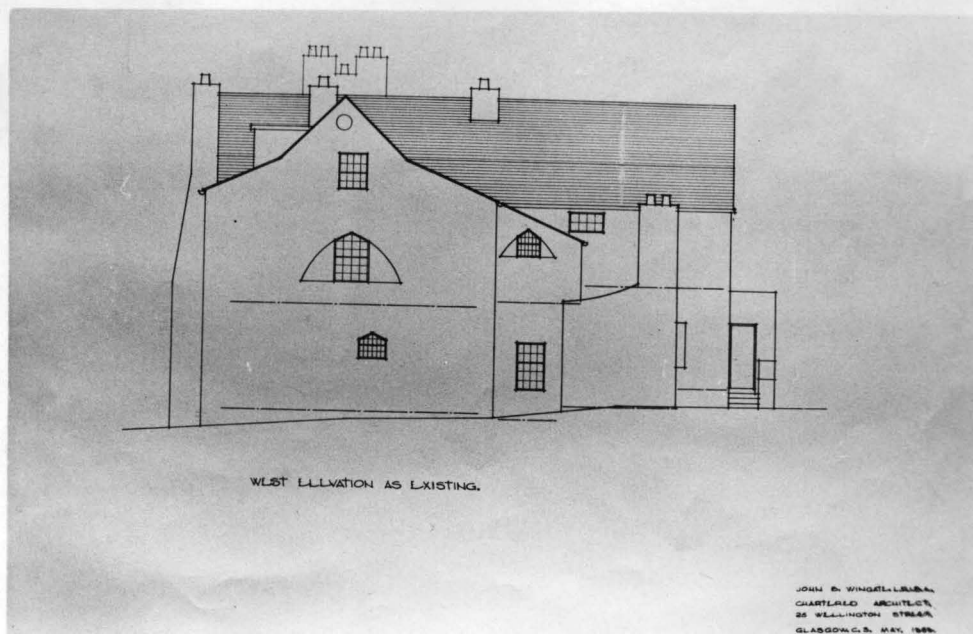


Plan of First floor

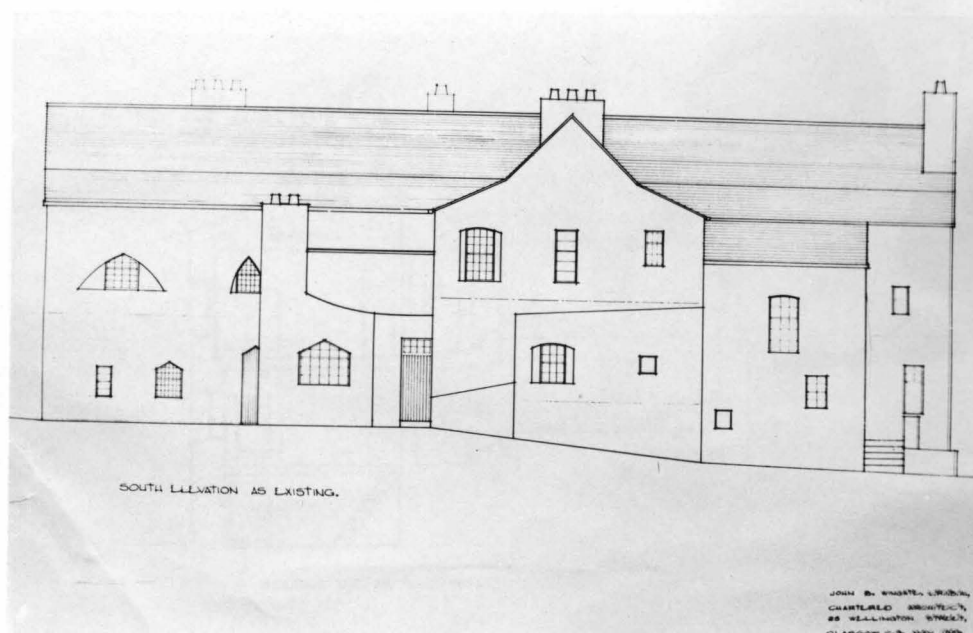


Plan of Attic floor

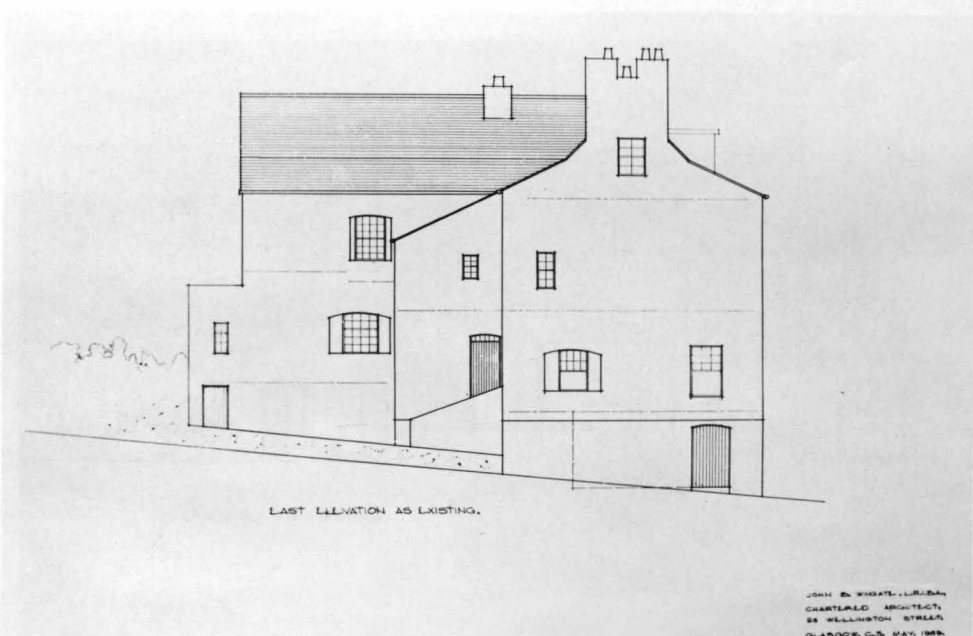
MEASURE DRAWINGS
8. MOSSYDE



West Elevation

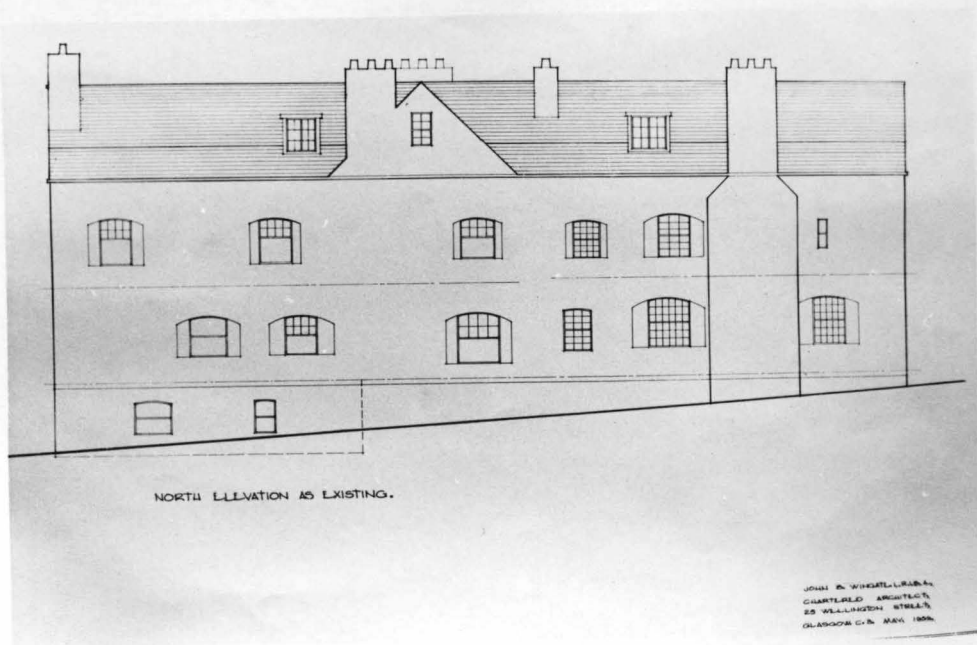


South Elevation

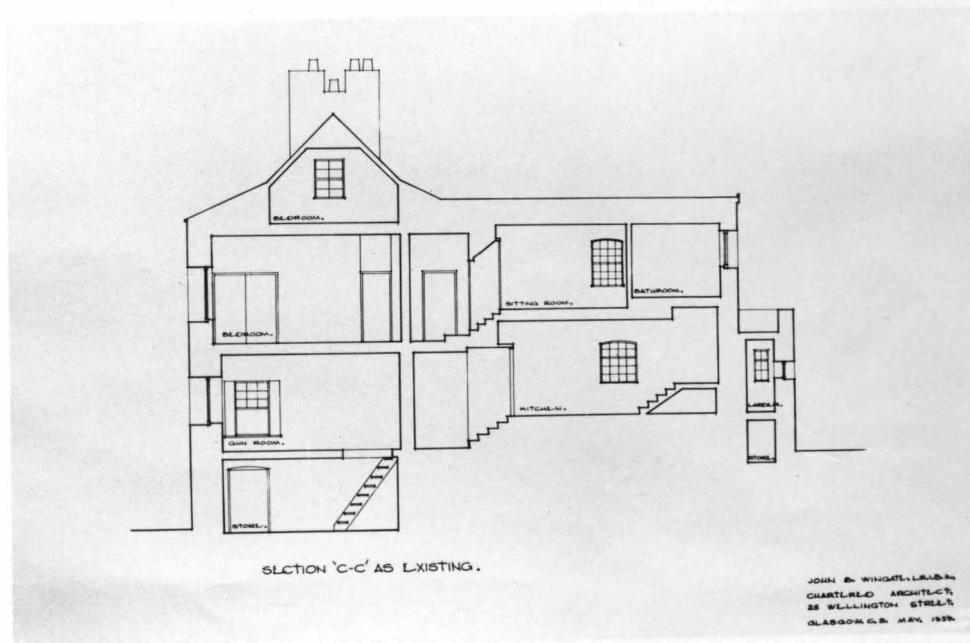


East Elevation

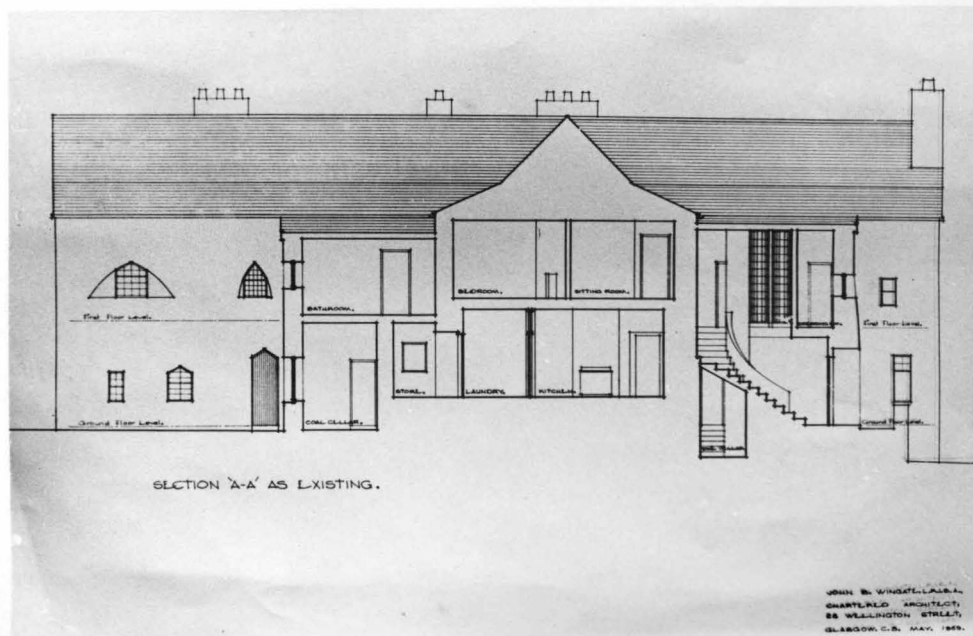
MEASURE DRAWINGS
8. MOSSYDE



North Elevation



Section C-C



Section A-A