

Weather Data (Spring – Low-rises)

Daily Summary for March 14, 2006 Next Day »			
	Actual	Average	Record
Temperature			
Mean Temperature	38 °F / 4 °C	-	
Max Temperature	41 °F / 5 °C	-	- ()
Min Temperature	35 °F / 2 °C	-	- ()
Degree Days			
Heating Degree Days	27		
Moisture			
Dew Point	34 °F / 1 °C		
Average Humidity	92		
Maximum Humidity	100		
Minimum Humidity	81		
Precipitation			
Precipitation	0.00 in / 0.0 cm	-	- ()
Sea Level Pressure			
Sea Level Pressure	29.96 in / 1013 hPa		
Wind			
Wind Speed	4 mph / 7 km/h ()		
Max Wind Speed	13 mph / 20 km/h		
Max Gust Speed	-		
Visibility	4.9 miles / 8.3 kilometers		
Events	Rain		
T = Trace of Precipitation, MM = Missing Value Source: Averaged Metar Reports			

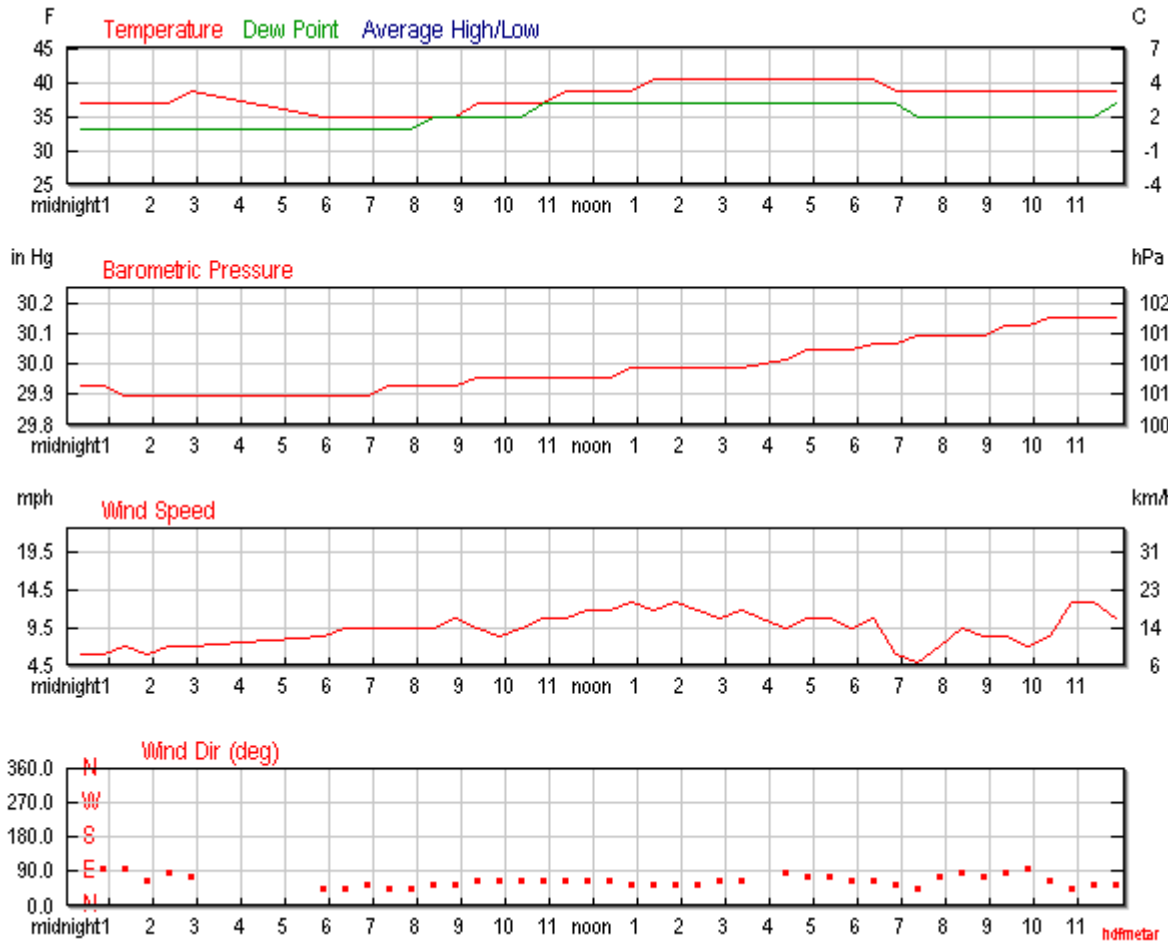
Astronomy History:

March 14, 2006	Rise:	Set:
Actual Time	6:36 AM GMT	6:18 PM GMT
Civil Twilight	5:59 AM GMT	6:55 PM GMT
Nautical Twilight	5:16 AM GMT	7:39 PM GMT
Astronomical Twilight	4:31 AM GMT	8:24 PM GMT
Moon	5:53 PM GMT (3/14)	6:42 AM GMT (3/14)
Length Of Visible Light:	12h 56m	
Length of Day	11h 42m	




 For more information about the solar system,
 » [View the Full Star Chart!](#)

Weather Data (Spring – Low-rises)



Hourly Observations

Time(GMT)	Temperature	Dew Point	Humidity	Sea Level Pressure	Visibility	Wind Direction	Wind Speed	Gust Speed	Precipitation	Events	Conditions
midnight	37	33		29.92		90	4.5				
1	37	33		29.90		90	6.0				
2	38	33		29.88		90	6.0				
3	39	33		29.88		90	6.5				
4	38	33		29.88		90	7.0				
5	36	33		29.88		90	7.5				
6	35	33		29.88		90	8.0				
7	35	33		29.88		90	8.5				
8	35	33		29.90		90	8.5				
9	36	33		29.92		90	9.5				
10	37	33		29.95		90	8.5				
11	38	33		29.95		90	9.5				
noon	38	33		29.98		90	10.5				
1	39	33		29.98		90	11.5				
2	39	33		29.98		90	12.5				
3	39	33		29.98		90	12.5				
4	39	33		29.98		90	11.5				
5	39	33		30.00		90	10.5				
6	39	33		30.02		90	10.5				
7	39	33		30.03		90	10.5				
8	38	33		30.03		90	4.5				
9	38	33		30.03		90	9.5				
10	38	33		30.05		90	8.5				
11	38	33		30.05		90	13.5				

Weather Data (Spring – Low-rises)

Time(GMT)	Temperature	Dew Point	Humidity	Sea Level Pressure	Visibility	Wind Direction	Wind Speed	Gust Speed	Precipitation	Events	Conditions
12:20 AM	37.4 °F / 3.0 °C	33.8 °F / 1.0 °C	87%	29.92 in / 1013 hPa	6.2 miles / 10.0 kilometers	East	5.8 mph / 9.3 km/h	-	N/A		Mostly Cloudy
12:50 AM	37.4 °F / 3.0 °C	33.8 °F / 1.0 °C	87%	29.92 in / 1013 hPa	6.2 miles / 10.0 kilometers	East	5.8 mph / 9.3 km/h	-	N/A		Light Drizzle
1:20 AM	37.4 °F / 3.0 °C	33.8 °F / 1.0 °C	87%	29.89 in / 1012 hPa	6.2 miles / 10.0 kilometers	East	6.9 mph / 11.1 km/h	-	N/A		Mostly Cloudy
1:50 AM	37.4 °F / 3.0 °C	33.8 °F / 1.0 °C	87%	29.89 in / 1012 hPa	6.2 miles / 10.0 kilometers	ENE	5.8 mph / 9.3 km/h	-	N/A	Rain	Light Rain Showers
2:20 AM	37.4 °F / 3.0 °C	33.8 °F / 1.0 °C	87%	29.89 in / 1012 hPa	6.2 miles / 10.0 kilometers	East	6.9 mph / 11.1 km/h	-	N/A	Rain	Light Rain Showers
2:50 AM	39.2 °F / 4.0 °C	33.8 °F / 1.0 °C	81%	29.89 in / 1012 hPa	6.2 miles / 10.0 kilometers	ENE	6.9 mph / 11.1 km/h	-	N/A		Mostly Cloudy
5:50 AM	35.6 °F / 2.0 °C	33.8 °F / 1.0 °C	93%	29.89 in / 1012 hPa	2.8 miles / 4.5 kilometers	NE	8.1 mph / 13.0 km/h	-	N/A	Rain	Rain
6:20 AM	35.6 °F / 2.0 °C	33.8 °F / 1.0 °C	93%	29.89 in / 1012 hPa	5.6 miles / 9.0 kilometers	NE	9.2 mph / 14.8 km/h	-	N/A		Drizzle
6:50 AM	35.6 °F / 2.0 °C	33.8 °F / 1.0 °C	93%	29.89 in / 1012 hPa	3.1 miles / 5.0 kilometers	NE	9.2 mph / 14.8 km/h	-	N/A	Rain	Rain
7:20 AM	35.6 °F / 2.0 °C	33.8 °F / 1.0 °C	93%	29.92 in / 1013 hPa	2.2 miles / 3.5 kilometers	NE	9.2 mph / 14.8 km/h	-	N/A		Drizzle
7:50 AM	35.6 °F / 2.0 °C	33.8 °F / 1.0 °C	93%	29.92 in / 1013 hPa	-	NE	9.2 mph / 14.8 km/h	-	N/A		Light Drizzle
8:20 AM	35.6 °F / 2.0 °C	35.6 °F / 2.0 °C	100%	29.92 in / 1013 hPa	-	NE	9.2 mph / 14.8 km/h	-	N/A		Light Drizzle
8:50 AM	35.6 °F / 2.0 °C	35.6 °F / 2.0 °C	100%	29.92 in / 1013 hPa	2.2 miles / 3.5 kilometers	NE	10.4 mph / 16.7 km/h	-	N/A		Overcast

Weather Data (Spring – Low-rises)

Time(GMT)	Temperature	Dew Point	Humidity	Sea Level Pressure	Visibility	Wind Direction	Wind Speed	Gust Speed	Precipitation	Events	Conditions
9:20 AM	37.4 °F / 3.0 °C	35.6 °F / 2.0 °C	93%	29.95 in / 1014 hPa	1.6 miles / 2.5 kilometers	ENE	9.2 mph / 14.8 km/h	-	N/A		Light Drizzle
9:50 AM	37.4 °F / 3.0 °C	35.6 °F / 2.0 °C	93%	29.95 in / 1014 hPa	1.9 miles / 3.0 kilometers	ENE	8.1 mph / 13.0 km/h	-	N/A		Drizzle
10:20 AM	37.4 °F / 3.0 °C	35.6 °F / 2.0 °C	93%	29.95 in / 1014 hPa	1.9 miles / 3.0 kilometers	ENE	9.2 mph / 14.8 km/h	-	N/A		Light Drizzle
10:50 AM	37.4 °F / 3.0 °C	37.4 °F / 3.0 °C	100%	29.95 in / 1014 hPa	3.7 miles / 6.0 kilometers	ENE	10.4 mph / 16.7 km/h	-	N/A	Rain	Light Rain
11:20 AM	39.2 °F / 4.0 °C	37.4 °F / 3.0 °C	93%	29.95 in / 1014 hPa	5.6 miles / 9.0 kilometers	ENE	10.4 mph / 16.7 km/h	-	N/A	Rain	Light Rain
11:50 AM	39.2 °F / 4.0 °C	37.4 °F / 3.0 °C	93%	29.95 in / 1014 hPa	5.0 miles / 8.0 kilometers	ENE	11.5 mph / 18.5 km/h	-	N/A	Rain	Light Rain
12:20 PM	39.2 °F / 4.0 °C	37.4 °F / 3.0 °C	93%	29.95 in / 1014 hPa	4.3 miles / 7.0 kilometers	ENE	11.5 mph / 18.5 km/h	-	N/A		Overcast
12:50 PM	39.2 °F / 4.0 °C	37.4 °F / 3.0 °C	93%	29.98 in / 1015 hPa	5.0 miles / 8.0 kilometers	NE	12.7 mph / 20.4 km/h	-	N/A		Overcast
1:20 PM	41.0 °F / 5.0 °C	37.4 °F / 3.0 °C	87%	29.98 in / 1015 hPa	6.2 miles / 10.0 kilometers	NE	11.5 mph / 18.5 km/h	-	N/A		Overcast
1:50 PM	41.0 °F / 5.0 °C	37.4 °F / 3.0 °C	87%	29.98 in / 1015 hPa	6.2 miles / 10.0 kilometers	NE	12.7 mph / 20.4 km/h	-	N/A		Mostly Cloudy
2:20 PM	41.0 °F / 5.0 °C	37.4 °F / 3.0 °C	87%	29.98 in / 1015 hPa	6.2 miles / 10.0 kilometers	NE	11.5 mph / 18.5 km/h	-	N/A		Mostly Cloudy
2:50 PM	41.0 °F / 5.0 °C	37.4 °F / 3.0 °C	87%	29.98 in / 1015 hPa	6.2 miles / 10.0 kilometers	ENE	10.4 mph / 16.7 km/h	-	N/A		Mostly Cloudy
3:20 PM	41.0 °F / 5.0 °C	37.4 °F / 3.0 °C	87%	29.98 in / 1015 hPa	6.2 miles / 10.0 kilometers	ENE	11.5 mph / 18.5 km/h	-	N/A		Mostly Cloudy

Weather Data (Spring – Low-rises)

Time(GMT)	Temperature	Dew Point	Humidity	Sea Level Pressure	Visibility	Wind Direction	Wind Speed	Gust Speed	Precipitation	Events	Conditions
4:20 PM	41.0 °F / 5.0 °C	37.4 °F / 3.0 °C	87%	30.01 in / 1016 hPa	6.2 miles / 10.0 kilometers	East	9.2 mph / 14.8 km/h	-	N/A		Overcast
4:50 PM	41.0 °F / 5.0 °C	37.4 °F / 3.0 °C	87%	30.04 in / 1017 hPa	6.2 miles / 10.0 kilometers	ENE	10.4 mph / 16.7 km/h	-	N/A		Mostly Cloudy
5:20 PM	41.0 °F / 5.0 °C	37.4 °F / 3.0 °C	87%	30.04 in / 1017 hPa	6.2 miles / 10.0 kilometers	ENE	10.4 mph / 16.7 km/h	-	N/A		Mostly Cloudy
5:50 PM	41.0 °F / 5.0 °C	37.4 °F / 3.0 °C	87%	30.04 in / 1017 hPa	6.2 miles / 10.0 kilometers	ENE	9.2 mph / 14.8 km/h	-	N/A		Mostly Cloudy
6:20 PM	41.0 °F / 5.0 °C	37.4 °F / 3.0 °C	87%	30.06 in / 1018 hPa	5.6 miles / 9.0 kilometers	ENE	10.4 mph / 16.7 km/h	-	N/A		Mostly Cloudy
6:50 PM	39.2 °F / 4.0 °C	37.4 °F / 3.0 °C	93%	30.06 in / 1018 hPa	5.6 miles / 9.0 kilometers	NE	5.8 mph / 9.3 km/h	-	N/A		Mostly Cloudy
7:20 PM	39.2 °F / 4.0 °C	35.6 °F / 2.0 °C	87%	30.09 in / 1019 hPa	5.6 miles / 9.0 kilometers	NE	4.6 mph / 7.4 km/h	-	N/A		Mostly Cloudy
7:50 PM	39.2 °F / 4.0 °C	35.6 °F / 2.0 °C	87%	30.09 in / 1019 hPa	6.2 miles / 10.0 kilometers	ENE	6.9 mph / 11.1 km/h	-	N/A		Mostly Cloudy
8:20 PM	39.2 °F / 4.0 °C	35.6 °F / 2.0 °C	87%	30.09 in / 1019 hPa	6.2 miles / 10.0 kilometers	East	9.2 mph / 14.8 km/h	-	N/A		Mostly Cloudy
8:50 PM	39.2 °F / 4.0 °C	35.6 °F / 2.0 °C	87%	30.09 in / 1019 hPa	6.2 miles / 10.0 kilometers	ENE	8.1 mph / 13.0 km/h	-	N/A		Mostly Cloudy
9:20 PM	39.2 °F / 4.0 °C	35.6 °F / 2.0 °C	87%	30.12 in / 1020 hPa	5.6 miles / 9.0 kilometers	East	8.1 mph / 13.0 km/h	-	N/A		Mostly Cloudy
9:50 PM	39.2 °F / 4.0 °C	35.6 °F / 2.0 °C	87%	30.12 in / 1020 hPa	5.6 miles / 9.0 kilometers	East	6.9 mph / 11.1 km/h	-	N/A		Mostly Cloudy
10:20 PM	39.2 °F / 4.0 °C	35.6 °F / 2.0 °C	87%	30.15 in / 1021 hPa	4.3 miles / 7.0 kilometers	ENE	8.1 mph / 13.0 km/h	-	N/A		Mostly Cloudy

Weather Data (Spring – Low-rises)

Time(GMT)	Temperature	Dew Point	Humidity	Sea Level Pressure	Visibility	Wind Direction	Wind Speed	Gust Speed	Precipitation	Events	Conditions
10:50 PM	39.2 °F / 4.0 °C	35.6 °F / 2.0 °C	87%	30.15 in / 1021 hPa	5.0 miles / 8.0 kilometers	NE	12.7 mph / 20.4 km/h	-	N/A		Mostly Cloudy
11:20 PM	39.2 °F / 4.0 °C	35.6 °F / 2.0 °C	87%	30.15 in / 1021 hPa	5.6 miles / 9.0 kilometers	NE	12.7 mph / 20.4 km/h	-	N/A		Mostly Cloudy
11:50 PM	39.2 °F / 4.0 °C	37.4 °F / 3.0 °C	93%	30.15 in / 1021 hPa	5.6 miles / 9.0 kilometers	NE	10.4 mph / 16.7 km/h	-	N/A		Mostly Cloudy

Daily Summary for March 15, 2006 Next Day »			
	Actual	Average	Record
Temperature			
Mean Temperature	38 °F / 4 °C	-	
Max Temperature	41 °F / 5 °C	-	- ()
Min Temperature	35 °F / 2 °C	-	- ()
Degree Days			
Heating Degree Days	27		
Moisture			
Dew Point	37 °F / 3 °C		
Average Humidity	82		
Maximum Humidity	93		
Minimum Humidity	65		
Precipitation			
Precipitation	0.00 in / 0.0 cm	-	- ()
Sea Level Pressure			
Sea Level Pressure	30.35 in / 1022 hPa		
Wind			
Wind Speed	9 mph / 13 km/h ()		
Max Wind Speed	16 mph / 26 km/h		
Max Gust Speed	-		

Astronomy History:

March 15, 2006	Rise:	Set:
Actual Time	6:33 AM GMT	6:20 PM GMT
Civil Twilight	5:56 AM GMT	6:57 PM GMT
Nautical Twilight	5:13 AM GMT	7:41 PM GMT
Astronomical Twilight	4:28 AM GMT	8:26 PM GMT
Moon	7:08 PM GMT (3/15)	6:47 AM GMT (3/15)
Length Of Visible Light:	13h 01m	
Length of Day	11h 47m	

Full Moon, 100% Moon Illumination

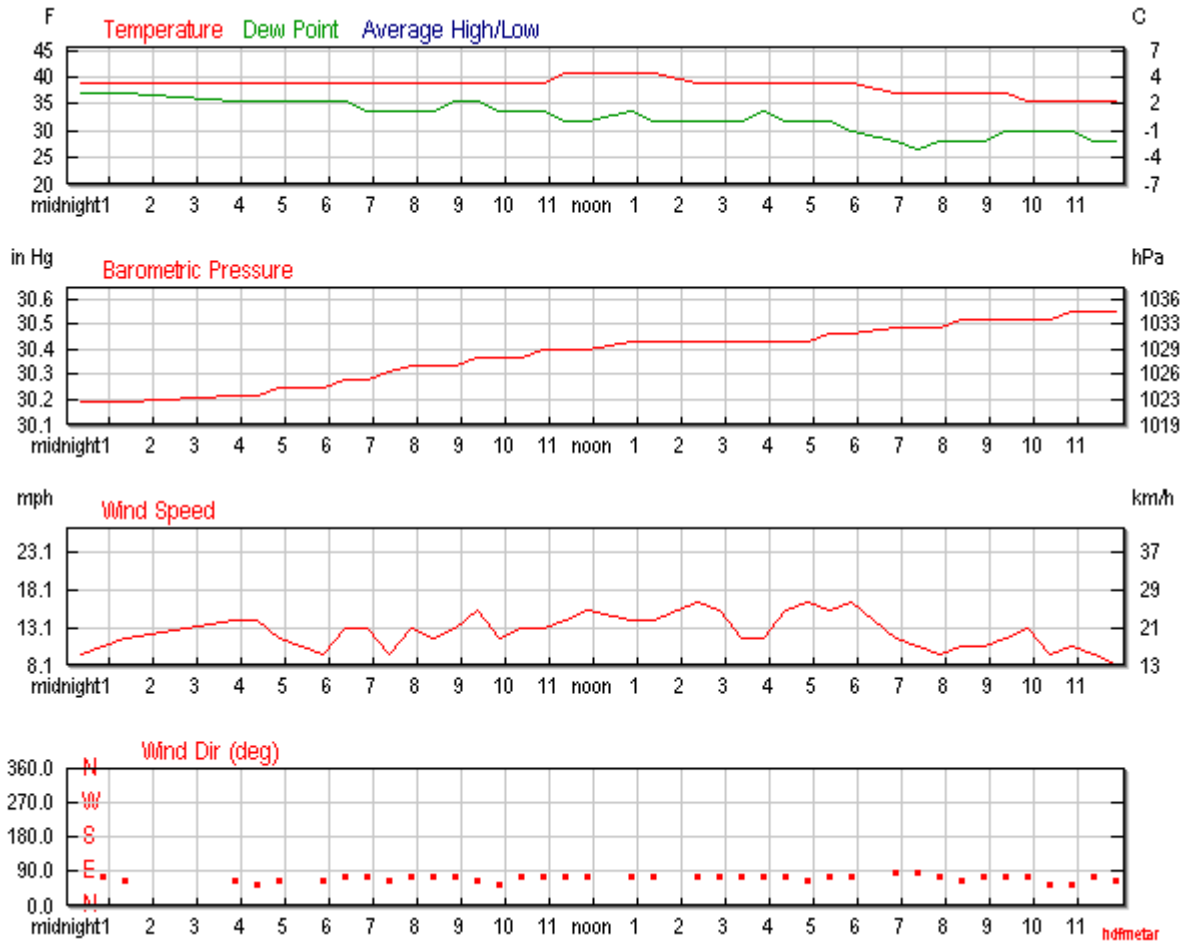


For more information about the solar system,
» [View the Full Star Chart!](#)

Weather Data (Spring – Low-rises)

Visibility	5.4 miles / 8.9 kilometers
Events	Rain
T = Trace of Precipitation, MM = Missing Value	
Source: Averaged Metar Reports	

Weather Data (Spring – Low-rises)



Hourly Observations											
Time(GMT)	Temperature	Dew Point	Humidity	Sea Level Pressure	Visibility	Wind Direction	Wind Speed	Gust Speed	Precipitation	Events	Conditions
midnight	38	35		1023		90	10				
1	39	34		1024		90	11				
2	39	33		1025		90	12				
3	39	33		1026		90	13				
4	39	33		1027		90	14				
5	39	33		1028		90	15				
6	39	33		1029		90	16				
7	39	33		1030		90	17				
8	39	33		1031		90	18				
9	39	33		1032		90	19				
10	39	33		1033		90	20				
11	39	33		1034		90	21				

Weather Data (Spring – Low-rises)

Time(GMT)	Temperature	Dew Point	Humidity	Sea Level Pressure	Visibility	Wind Direction	Wind Speed	Gust Speed	Precipitation Events	Conditions
12:20 AM	39.2 °F / 4.0 °C	37.4 °F / 3.0 °C	93%	30.18 in / 1022 hPa	5.6 miles / 9.0 kilometers	ENE	9.2 mph / 14.8 km/h	-	N/A	Mostly Cloudy
12:50 AM	39.2 °F / 4.0 °C	37.4 °F / 3.0 °C	93%	30.18 in / 1022 hPa	5.6 miles / 9.0 kilometers	ENE	10.4 mph / 16.7 km/h	-	N/A	Mostly Cloudy
1:20 AM	39.2 °F / 4.0 °C	37.4 °F / 3.0 °C	93%	30.18 in / 1022 hPa	3.7 miles / 6.0 kilometers	ENE	11.5 mph / 18.5 km/h	-	N/A	Mostly Cloudy
3:50 AM	39.2 °F / 4.0 °C	35.6 °F / 2.0 °C	87%	30.21 in / 1023 hPa	6.2 miles / 10.0 kilometers	ENE	13.8 mph / 22.2 km/h	-	N/A	Mostly Cloudy
4:20 AM	39.2 °F / 4.0 °C	35.6 °F / 2.0 °C	87%	30.21 in / 1023 hPa	6.2 miles / 10.0 kilometers	NE	13.8 mph / 22.2 km/h	-	N/A	Scattered Clouds
4:50 AM	39.2 °F / 4.0 °C	35.6 °F / 2.0 °C	87%	30.24 in / 1024 hPa	6.2 miles / 10.0 kilometers	ENE	11.5 mph / 18.5 km/h	-	N/A	Mostly Cloudy
5:50 AM	39.2 °F / 4.0 °C	35.6 °F / 2.0 °C	87%	30.24 in / 1024 hPa	6.2 miles / 10.0 kilometers	ENE	9.2 mph / 14.8 km/h	-	N/A	Mostly Cloudy
6:20 AM	39.2 °F / 4.0 °C	35.6 °F / 2.0 °C	87%	30.27 in / 1025 hPa	6.2 miles / 10.0 kilometers	ENE	12.7 mph / 20.4 km/h	-	N/A	Mostly Cloudy
6:50 AM	39.2 °F / 4.0 °C	33.8 °F / 1.0 °C	81%	30.27 in / 1025 hPa	6.2 miles / 10.0 kilometers	ENE	12.7 mph / 20.4 km/h	-	N/A	Mostly Cloudy
7:20 AM	39.2 °F / 4.0 °C	33.8 °F / 1.0 °C	81%	30.30 in / 1026 hPa	6.2 miles / 10.0 kilometers	ENE	9.2 mph / 14.8 km/h	-	N/A	Mostly Cloudy
7:50 AM	39.2 °F / 4.0 °C	33.8 °F / 1.0 °C	81%	30.33 in / 1027 hPa	6.2 miles / 10.0 kilometers	ENE	12.7 mph / 20.4 km/h	-	N/A	Mostly Cloudy
8:20 AM	39.2 °F / 4.0 °C	33.8 °F / 1.0 °C	81%	30.33 in / 1027 hPa	5.6 miles / 9.0 kilometers	ENE	11.5 mph / 18.5 km/h	-	N/A	Mostly Cloudy
8:50 AM	39.2 °F / 4.0 °C	35.6 °F / 2.0 °C	87%	30.33 in / 1027 hPa	3.1 miles / 5.0 kilometers	ENE	12.7 mph / 20.4 km/h	-	N/A	Overcast

Weather Data (Spring – Low-rises)

Time(GMT)	Temperature	Dew Point	Humidity	Sea Level Pressure	Visibility	Wind Direction	Wind Speed	Gust Speed	Precipitation Events	Conditions
9:20 AM	39.2 °F / 4.0 °C	35.6 °F / 2.0 °C	87%	30.36 in / 1028 hPa	3.7 miles / 6.0 kilometers	ENE	15.0 mph / 24.1 km/h	-	N/A	Overcast
9:50 AM	39.2 °F / 4.0 °C	33.8 °F / 1.0 °C	81%	30.36 in / 1028 hPa	3.7 miles / 6.0 kilometers	NE	11.5 mph / 18.5 km/h	-	N/A	Overcast
10:20 AM	39.2 °F / 4.0 °C	33.8 °F / 1.0 °C	81%	30.36 in / 1028 hPa	5.6 miles / 9.0 kilometers	ENE	12.7 mph / 20.4 km/h	-	N/A	Overcast
10:50 AM	39.2 °F / 4.0 °C	33.8 °F / 1.0 °C	81%	30.39 in / 1029 hPa	5.6 miles / 9.0 kilometers	ENE	12.7 mph / 20.4 km/h	-	N/A	Overcast
11:20 AM	41.0 °F / 5.0 °C	32.0 °F / 0.0 °C	70%	30.39 in / 1029 hPa	5.6 miles / 9.0 kilometers	ENE	13.8 mph / 22.2 km/h	-	N/A	Overcast
11:50 AM	41.0 °F / 5.0 °C	32.0 °F / 0.0 °C	70%	30.39 in / 1029 hPa	5.6 miles / 9.0 kilometers	ENE	15.0 mph / 24.1 km/h	-	N/A	Rain Rain Showers
12:50 PM	41.0 °F / 5.0 °C	33.8 °F / 1.0 °C	76%	30.42 in / 1030 hPa	5.0 miles / 8.0 kilometers	ENE	13.8 mph / 22.2 km/h	-	N/A	Mostly Cloudy
1:20 PM	41.0 °F / 5.0 °C	32.0 °F / 0.0 °C	70%	30.42 in / 1030 hPa	6.2 miles / 10.0 kilometers	ENE	13.8 mph / 22.2 km/h	-	N/A	Overcast
2:20 PM	39.2 °F / 4.0 °C	32.0 °F / 0.0 °C	75%	30.42 in / 1030 hPa	5.6 miles / 9.0 kilometers	ENE	16.1 mph / 25.9 km/h	-	N/A	Overcast
2:50 PM	39.2 °F / 4.0 °C	32.0 °F / 0.0 °C	75%	30.42 in / 1030 hPa	5.6 miles / 9.0 kilometers	ENE	15.0 mph / 24.1 km/h	-	N/A	Overcast
3:20 PM	39.2 °F / 4.0 °C	32.0 °F / 0.0 °C	75%	30.42 in / 1030 hPa	6.2 miles / 10.0 kilometers	ENE	11.5 mph / 18.5 km/h	-	N/A	Overcast
3:50 PM	39.2 °F / 4.0 °C	33.8 °F / 1.0 °C	81%	30.42 in / 1030 hPa	6.2 miles / 10.0 kilometers	ENE	11.5 mph / 18.5 km/h	-	N/A	Mostly Cloudy
4:20 PM	39.2 °F / 4.0 °C	32.0 °F / 0.0 °C	75%	30.42 in / 1030 hPa	6.2 miles / 10.0 kilometers	ENE	15.0 mph / 24.1 km/h	-	N/A	Mostly Cloudy

Weather Data (Spring – Low-rises)

Time(GMT)	Temperature	Dew Point	Humidity	Sea Level Pressure	Visibility	Wind Direction	Wind Speed	Gust Speed	Precipitation Events	Conditions
4:50 PM	39.2 °F / 4.0 °C	32.0 °F / 0.0 °C	75%	30.42 in / 1030 hPa	6.2 miles / 10.0 kilometers	ENE	16.1 mph / 25.9 km/h	-	N/A	Mostly Cloudy
5:20 PM	39.2 °F / 4.0 °C	32.0 °F / 0.0 °C	75%	30.45 in / 1031 hPa	6.2 miles / 10.0 kilometers	ENE	15.0 mph / 24.1 km/h	-	N/A	Overcast
5:50 PM	39.2 °F / 4.0 °C	30.2 °F / - 1.0 °C	70%	30.45 in / 1031 hPa	6.2 miles / 10.0 kilometers	ENE	16.1 mph / 25.9 km/h	-	N/A	Mostly Cloudy
6:50 PM	37.4 °F / 3.0 °C	28.4 °F / - 2.0 °C	70%	30.48 in / 1032 hPa	6.2 miles / 10.0 kilometers	East	11.5 mph / 18.5 km/h	-	N/A	Mostly Cloudy
7:20 PM	37.4 °F / 3.0 °C	26.6 °F / - 3.0 °C	65%	30.48 in / 1032 hPa	6.2 miles / 10.0 kilometers	East	10.4 mph / 16.7 km/h	-	N/A	Mostly Cloudy
7:50 PM	37.4 °F / 3.0 °C	28.4 °F / - 2.0 °C	70%	30.48 in / 1032 hPa	6.2 miles / 10.0 kilometers	ENE	9.2 mph / 14.8 km/h	-	N/A	Mostly Cloudy
8:20 PM	37.4 °F / 3.0 °C	28.4 °F / - 2.0 °C	70%	30.51 in / 1033 hPa	6.2 miles / 10.0 kilometers	ENE	10.4 mph / 16.7 km/h	-	N/A	Mostly Cloudy
8:50 PM	37.4 °F / 3.0 °C	28.4 °F / - 2.0 °C	70%	30.51 in / 1033 hPa	6.2 miles / 10.0 kilometers	ENE	10.4 mph / 16.7 km/h	-	N/A	Overcast
9:20 PM	37.4 °F / 3.0 °C	30.2 °F / - 1.0 °C	75%	30.51 in / 1033 hPa	6.2 miles / 10.0 kilometers	ENE	11.5 mph / 18.5 km/h	-	N/A	Overcast
9:50 PM	35.6 °F / 2.0 °C	30.2 °F / - 1.0 °C	81%	30.51 in / 1033 hPa	6.2 miles / 10.0 kilometers	ENE	12.7 mph / 20.4 km/h	-	N/A	Scattered Clouds
10:20 PM	35.6 °F / 2.0 °C	30.2 °F / - 1.0 °C	81%	30.51 in / 1033 hPa	6.2 miles / 10.0 kilometers	NE	9.2 mph / 14.8 km/h	-	N/A	Mostly Cloudy
10:50 PM	35.6 °F / 2.0 °C	30.2 °F / - 1.0 °C	81%	30.54 in / 1034 hPa	6.2 miles / 10.0 kilometers	NE	10.4 mph / 16.7 km/h	-	N/A	Mostly Cloudy
11:20 PM	35.6 °F / 2.0 °C	28.4 °F / - 2.0 °C	75%	30.54 in / 1034 hPa	6.2 miles / 10.0 kilometers	ENE	9.2 mph / 14.8 km/h	-	N/A	Mostly Cloudy

Weather Data (Spring – Low-rises)







Time(GMT)	Temperature	Dew Point	Humidity	Sea Level Pressure	Visibility	Wind Direction	Wind Speed	Gust Speed	Precipitation Events	Conditions
11:50 PM	35.6 °F / 2.0 °C	28.4 °F / - 2.0 °C	75%	30.54 in / 1034 hPa	6.2 miles / 10.0 kilometers	ENE	8.1 mph / 13.0 km/h	-	N/A	Mostly Cloudy

Daily Summary for March 22, 2006

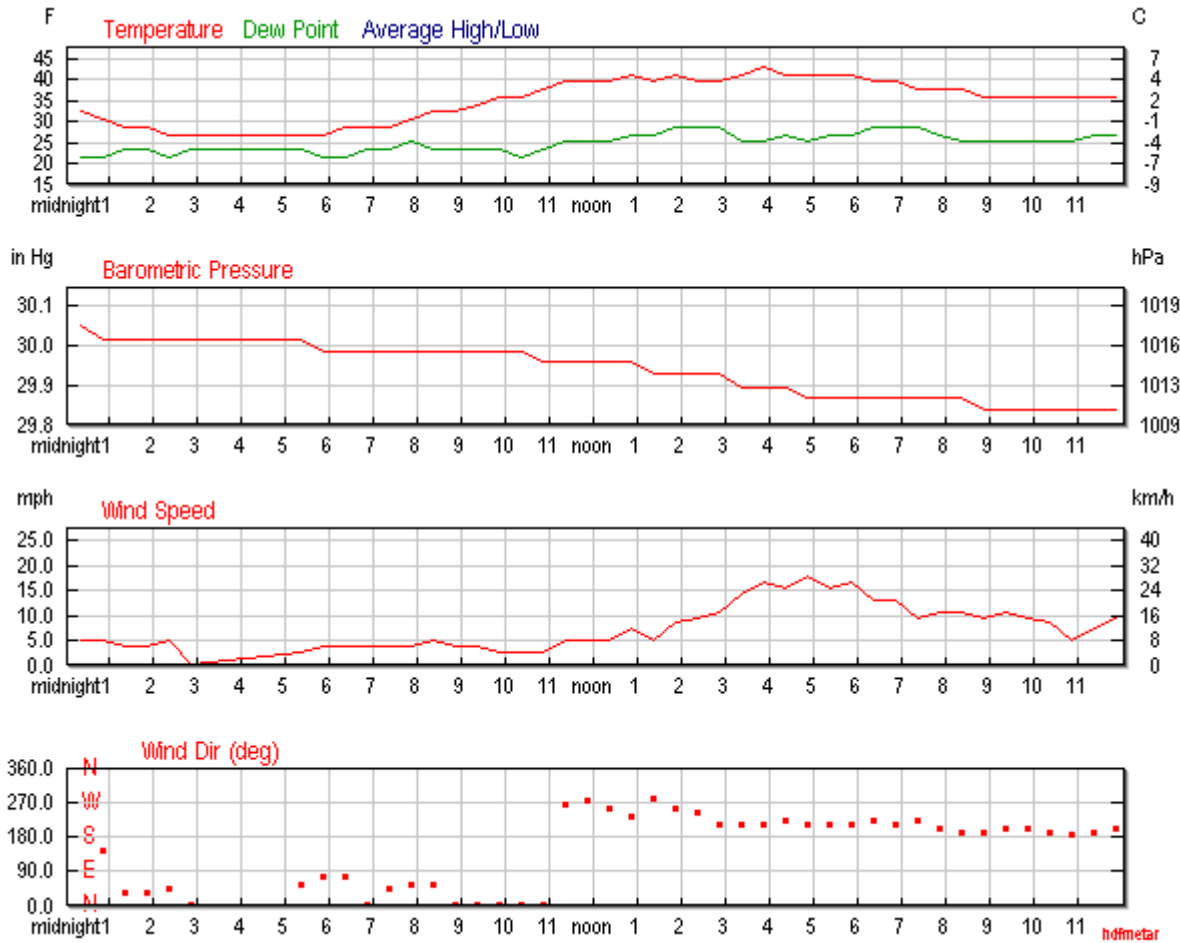
[Next Day »](#)

	Actual	Average	Record
Temperature			
Mean Temperature	34 °F / 2 °C	-	
Max Temperature	42 °F / 6 °C	-	- ()
Min Temperature	26 °F / -3 °C	-	- ()
Degree Days			
Heating Degree Days	31		
Moisture			
Dew Point	22 °F / -6 °C		
Average Humidity	66		
Maximum Humidity	86		
Minimum Humidity	49		
Precipitation			
Precipitation	0.00 in / 0.0 cm	-	- ()
Sea Level Pressure			
Sea Level Pressure	30.01 in / 1016 hPa		
Wind			
Wind Speed	3 mph / 5 km/h ()		
Max Wind Speed	17 mph / 28 km/h		
Max Gust Speed	-		
Visibility	6.2 miles / 10.0 kilometers		
Events			
T = Trace of Precipitation, MM = Missing Value			
Source: Averaged Metar Reports			

Astronomy History:

March 22, 2006	Rise:	Set:		
Actual Time	6:15 AM GMT	6:35 PM GMT		
Civil Twilight	5:38 AM GMT	7:12 PM GMT		
Nautical Twilight	4:54 AM GMT	7:56 PM GMT		
Astronomical Twilight	4:07 AM GMT	8:44 PM GMT		
Moon	3:23 AM GMT (3/22)	8:23 AM GMT (3/22)		
Length Of Visible Light:	13h 34m			
Length of Day	12h 19m			
Waning Gibbous, 53% Moon Illumination				
				
3 / 22	3 / 22 Last Quarter	3 / 29 New	4 / 5 First Quarter	4 / 13 Full
 For more information about the solar system, » View the Full Star Chart!				

Weather Data (Spring – Low-rises)



Hourly Observations										
Time(GMT)	Temperature	Dew Point	Humidity	Sea Level Pressure	Visibility	Wind Direction	Wind Speed	Gust Speed	Precipitation Events	Conditions
midnight	32	20	62	30.05	10	135	5	8	0	Clear
1	30	21	65	30.02	10	135	4	6	0	Clear
2	28	21	68	30.02	10	135	4	6	0	Clear
3	27	21	71	30.02	10	135	3	5	0	Clear
4	27	21	74	30.02	10	135	3	5	0	Clear
5	27	21	77	30.02	10	135	4	6	0	Clear
6	28	21	80	30.00	10	135	4	6	0	Clear
7	29	22	83	30.00	10	135	4	6	0	Clear
8	31	23	86	30.00	10	135	4	6	0	Clear
9	33	24	89	30.00	10	135	4	6	0	Clear
10	35	24	92	30.00	10	135	4	6	0	Clear
11	37	25	95	29.98	10	135	4	6	0	Clear
noon	38	25	98	29.95	10	135	5	8	0	Clear
1	39	26	101	29.95	10	135	8	13	0	Clear
2	39	27	104	29.92	10	135	10	16	0	Clear
3	39	28	107	29.92	10	135	12	19	0	Clear
4	41	27	110	29.90	10	135	16	26	0	Clear
5	40	26	113	29.90	10	135	18	29	0	Clear
6	40	27	116	29.88	10	135	17	27	0	Clear
7	39	28	119	29.88	10	135	13	21	0	Clear
8	38	27	122	29.88	10	135	10	16	0	Clear
9	37	26	125	29.85	10	135	10	16	0	Clear
10	36	26	128	29.85	10	135	8	13	0	Clear
11	36	26	131	29.85	10	135	10	16	0	Clear

Weather Data (Spring – Low-rises)

Time(GMT)	Temperature	Dew Point	Humidity	Sea Level Pressure	Visibility	Wind Direction	Wind Speed	Gust Speed	Precipitation Events	Conditions
12:20 AM	32.0 °F / - 0.0 °C	21.2 °F / - 6.0 °C	64%	30.04 in / 1017 hPa	-	ENE	4.6 mph / 7.4 km/h	-	N/A	Clear
12:50 AM	30.2 °F / - 1.0 °C	21.2 °F / - 6.0 °C	69%	30.01 in / 1016 hPa	-	SE	4.6 mph / 7.4 km/h	-	N/A	Clear
1:20 AM	28.4 °F / - 2.0 °C	23.0 °F / - 5.0 °C	80%	30.01 in / 1016 hPa	-	NNE	3.5 mph / 5.6 km/h	-	N/A	Clear
1:50 AM	28.4 °F / - 2.0 °C	23.0 °F / - 5.0 °C	80%	30.01 in / 1016 hPa	-	NNE	3.5 mph / 5.6 km/h	-	N/A	Clear
2:20 AM	26.6 °F / - 3.0 °C	21.2 °F / - 6.0 °C	80%	30.01 in / 1016 hPa	-	NE	4.6 mph / 7.4 km/h	-	N/A	Clear
2:50 AM	26.6 °F / - 3.0 °C	23.0 °F / - 5.0 °C	86%	30.01 in / 1016 hPa	-	Calm	Calm	-	N/A	Clear
5:20 AM	26.6 °F / - 3.0 °C	23.0 °F / - 5.0 °C	86%	30.01 in / 1016 hPa	-	NE	2.3 mph / 3.7 km/h	-	N/A	Clear
5:50 AM	26.6 °F / - 3.0 °C	21.2 °F / - 6.0 °C	80%	29.98 in / 1015 hPa	-	ENE	3.5 mph / 5.6 km/h	-	N/A	Clear
6:20 AM	28.4 °F / - 2.0 °C	21.2 °F / - 6.0 °C	74%	29.98 in / 1015 hPa	-	ENE	3.5 mph / 5.6 km/h	-	N/A	Clear
6:50 AM	28.4 °F / - 2.0 °C	23.0 °F / - 5.0 °C	80%	29.98 in / 1015 hPa	-	Variable	3.5 mph / 5.6 km/h	-	N/A	Clear
7:20 AM	28.4 °F / - 2.0 °C	23.0 °F / - 5.0 °C	80%	29.98 in / 1015 hPa	-	NE	3.5 mph / 5.6 km/h	-	N/A	Clear
7:50 AM	30.2 °F / - 1.0 °C	24.8 °F / - 4.0 °C	80%	29.98 in / 1015 hPa	-	NE	3.5 mph / 5.6 km/h	-	N/A	Clear
8:20 AM	32.0 °F / 0.0 °C	23.0 °F / - 5.0 °C	69%	29.98 in / 1015 hPa	-	NE	4.6 mph / 7.4 km/h	-	N/A	Clear

Weather Data (Spring – Low-rises)

Time(GMT)	Temperature	Dew Point	Humidity	Sea Level Pressure	Visibility	Wind Direction	Wind Speed	Gust Speed	Precipitation Events	Conditions
8:50 AM	32.0 °F / 0.0 °C	23.0 °F / -5.0 °C	69%	29.98 in / 1015 hPa	-	Variable	3.5 mph / 5.6 km/h	-	N/A	Clear
9:20 AM	33.8 °F / 1.0 °C	23.0 °F / -5.0 °C	65%	29.98 in / 1015 hPa	-	Variable	3.5 mph / 5.6 km/h	-	N/A	Clear
9:50 AM	35.6 °F / 2.0 °C	23.0 °F / -5.0 °C	60%	29.98 in / 1015 hPa	6.2 miles / 10.0 kilometers	Variable	2.3 mph / 3.7 km/h	-	N/A	Partly Cloudy
10:20 AM	35.6 °F / 2.0 °C	21.2 °F / -6.0 °C	56%	29.98 in / 1015 hPa	6.2 miles / 10.0 kilometers	Variable	2.3 mph / 3.7 km/h	-	N/A	Partly Cloudy
10:50 AM	37.4 °F / 3.0 °C	23.0 °F / -5.0 °C	56%	29.95 in / 1014 hPa	6.2 miles / 10.0 kilometers	Variable	2.3 mph / 3.7 km/h	-	N/A	Partly Cloudy
11:20 AM	39.2 °F / 4.0 °C	24.8 °F / -4.0 °C	56%	29.95 in / 1014 hPa	6.2 miles / 10.0 kilometers	West	4.6 mph / 7.4 km/h	-	N/A	Partly Cloudy
11:50 AM	39.2 °F / 4.0 °C	24.8 °F / -4.0 °C	56%	29.95 in / 1014 hPa	6.2 miles / 10.0 kilometers	West	4.6 mph / 7.4 km/h	-	N/A	Scattered Clouds
12:20 PM	39.2 °F / 4.0 °C	24.8 °F / -4.0 °C	56%	29.95 in / 1014 hPa	6.2 miles / 10.0 kilometers	WSW	4.6 mph / 7.4 km/h	-	N/A	Scattered Clouds
12:50 PM	41.0 °F / 5.0 °C	26.6 °F / -3.0 °C	57%	29.95 in / 1014 hPa	6.2 miles / 10.0 kilometers	SW	6.9 mph / 11.1 km/h	-	N/A	Scattered Clouds
1:20 PM	39.2 °F / 4.0 °C	26.6 °F / -3.0 °C	61%	29.92 in / 1013 hPa	6.2 miles / 10.0 kilometers	West	4.6 mph / 7.4 km/h	-	N/A	Unknown
1:50 PM	41.0 °F / 5.0 °C	28.4 °F / -2.0 °C	61%	29.92 in / 1013 hPa	6.2 miles / 10.0 kilometers	WSW	8.1 mph / 13.0 km/h	-	N/A	Mostly Cloudy
2:20 PM	39.2 °F / 4.0 °C	28.4 °F / -2.0 °C	65%	29.92 in / 1013 hPa	6.2 miles / 10.0 kilometers	WSW	9.2 mph / 14.8 km/h	-	N/A	Unknown
2:50 PM	39.2 °F / 4.0 °C	28.4 °F / -2.0 °C	65%	29.92 in / 1013 hPa	6.2 miles / 10.0 kilometers	SSW	10.4 mph / 16.7 km/h	-	N/A	Unknown

Weather Data (Spring – Low-rises)

Time(GMT)	Temperature	Dew Point	Humidity	Sea Level Pressure	Visibility	Wind Direction	Wind Speed	Gust Speed	Precipitation Events	Conditions
3:20 PM	41.0 °F / 5.0 °C	24.8 °F / -4.0 °C	53%	29.89 in / 1012 hPa	6.2 miles / 10.0 kilometers	SSW	13.8 mph / 22.2 km/h	-	N/A	Mostly Cloudy
3:50 PM	42.8 °F / 6.0 °C	24.8 °F / -4.0 °C	49%	29.89 in / 1012 hPa	6.2 miles / 10.0 kilometers	SSW	16.1 mph / 25.9 km/h	-	N/A	Mostly Cloudy
4:20 PM	41.0 °F / 5.0 °C	26.6 °F / -3.0 °C	57%	29.89 in / 1012 hPa	6.2 miles / 10.0 kilometers	SW	15.0 mph / 24.1 km/h	-	N/A	Mostly Cloudy
4:50 PM	41.0 °F / 5.0 °C	24.8 °F / -4.0 °C	53%	29.86 in / 1011 hPa	6.2 miles / 10.0 kilometers	SSW	17.3 mph / 27.8 km/h	-	N/A	Mostly Cloudy
5:20 PM	41.0 °F / 5.0 °C	26.6 °F / -3.0 °C	57%	29.86 in / 1011 hPa	6.2 miles / 10.0 kilometers	SSW	15.0 mph / 24.1 km/h	-	N/A	Mostly Cloudy
5:50 PM	41.0 °F / 5.0 °C	26.6 °F / -3.0 °C	57%	29.86 in / 1011 hPa	6.2 miles / 10.0 kilometers	SSW	16.1 mph / 25.9 km/h	-	N/A	Mostly Cloudy
6:20 PM	39.2 °F / 4.0 °C	28.4 °F / -2.0 °C	65%	29.86 in / 1011 hPa	6.2 miles / 10.0 kilometers	SW	12.7 mph / 20.4 km/h	-	N/A	Scattered Clouds
6:50 PM	39.2 °F / 4.0 °C	28.4 °F / -2.0 °C	65%	29.86 in / 1011 hPa	6.2 miles / 10.0 kilometers	SSW	12.7 mph / 20.4 km/h	-	N/A	Scattered Clouds
7:20 PM	37.4 °F / 3.0 °C	28.4 °F / -2.0 °C	70%	29.86 in / 1011 hPa	6.2 miles / 10.0 kilometers	SW	9.2 mph / 14.8 km/h	-	N/A	Scattered Clouds
7:50 PM	37.4 °F / 3.0 °C	26.6 °F / -3.0 °C	65%	29.86 in / 1011 hPa	-	SSW	10.4 mph / 16.7 km/h	-	N/A	Clear
8:20 PM	37.4 °F / 3.0 °C	24.8 °F / -4.0 °C	60%	29.86 in / 1011 hPa	-	South	10.4 mph / 16.7 km/h	-	N/A	Clear
8:50 PM	35.6 °F / 2.0 °C	24.8 °F / -4.0 °C	65%	29.83 in / 1010 hPa	-	South	9.2 mph / 14.8 km/h	-	N/A	Clear
9:20 PM	35.6 °F / 2.0 °C	24.8 °F / -4.0 °C	65%	29.83 in / 1010 hPa	-	SSW	10.4 mph / 16.7 km/h	-	N/A	Clear

Weather Data (Spring – Low-rises)

Time(GMT)	Temperature	Dew Point	Humidity	Sea Level Pressure	Visibility	Wind Direction	Wind Speed	Gust Speed	Precipitation Events	Conditions
9:50 PM	35.6 °F / 2.0 °C	24.8 °F / -4.0 °C	65%	29.83 in / 1010 hPa	-	SSW	9.2 mph / 14.8 km/h	-	N/A	Clear
10:20 PM	35.6 °F / 2.0 °C	24.8 °F / -4.0 °C	65%	29.83 in / 1010 hPa	6.2 miles / 10.0 kilometers	South	8.1 mph / 13.0 km/h	-	N/A	Mostly Cloudy
10:50 PM	35.6 °F / 2.0 °C	24.8 °F / -4.0 °C	65%	29.83 in / 1010 hPa	6.2 miles / 10.0 kilometers	South	4.6 mph / 7.4 km/h	-	N/A	Mostly Cloudy
11:20 PM	35.6 °F / 2.0 °C	26.6 °F / -3.0 °C	70%	29.83 in / 1010 hPa	6.2 miles / 10.0 kilometers	South	6.9 mph / 11.1 km/h	-	N/A	Mostly Cloudy
11:50 PM	35.6 °F / 2.0 °C	26.6 °F / -3.0 °C	70%	29.83 in / 1010 hPa	6.2 miles / 10.0 kilometers	SSW	9.2 mph / 14.8 km/h	-	N/A	Mostly Cloudy

Daily Summary for March 23, 2006

[Next Day »](#)

	Actual	Average	Record
Temperature			
Mean Temperature	39 °F / 4 °C	-	
Max Temperature	46 °F / 8 °C	-	- ()
Min Temperature	32 °F / 0 °C	-	- ()
Degree Days			
Heating Degree Days	26		
Moisture			
Dew Point	28 °F / -3 °C		
Average Humidity	60		
Maximum Humidity	87		
Minimum Humidity	37		
Precipitation			
Precipitation	0.00 in / 0.0 cm	-	- ()
Sea Level Pressure			

Astronomy History:


March 23, 2006	Rise:	Set:
Actual Time	6:12 AM GMT	6:37 PM GMT
Civil Twilight	5:35 AM GMT	7:14 PM GMT
Nautical Twilight	4:51 AM GMT	7:58 PM GMT
Astronomical Twilight	4:03 AM GMT	8:46 PM GMT
Moon	4:23 AM GMT (3/23)	9:28 AM GMT (3/23)
Length Of Visible Light:	13h 38m	
Length of Day	12h 24m	

Last Quarter, 42% Moon Illumination

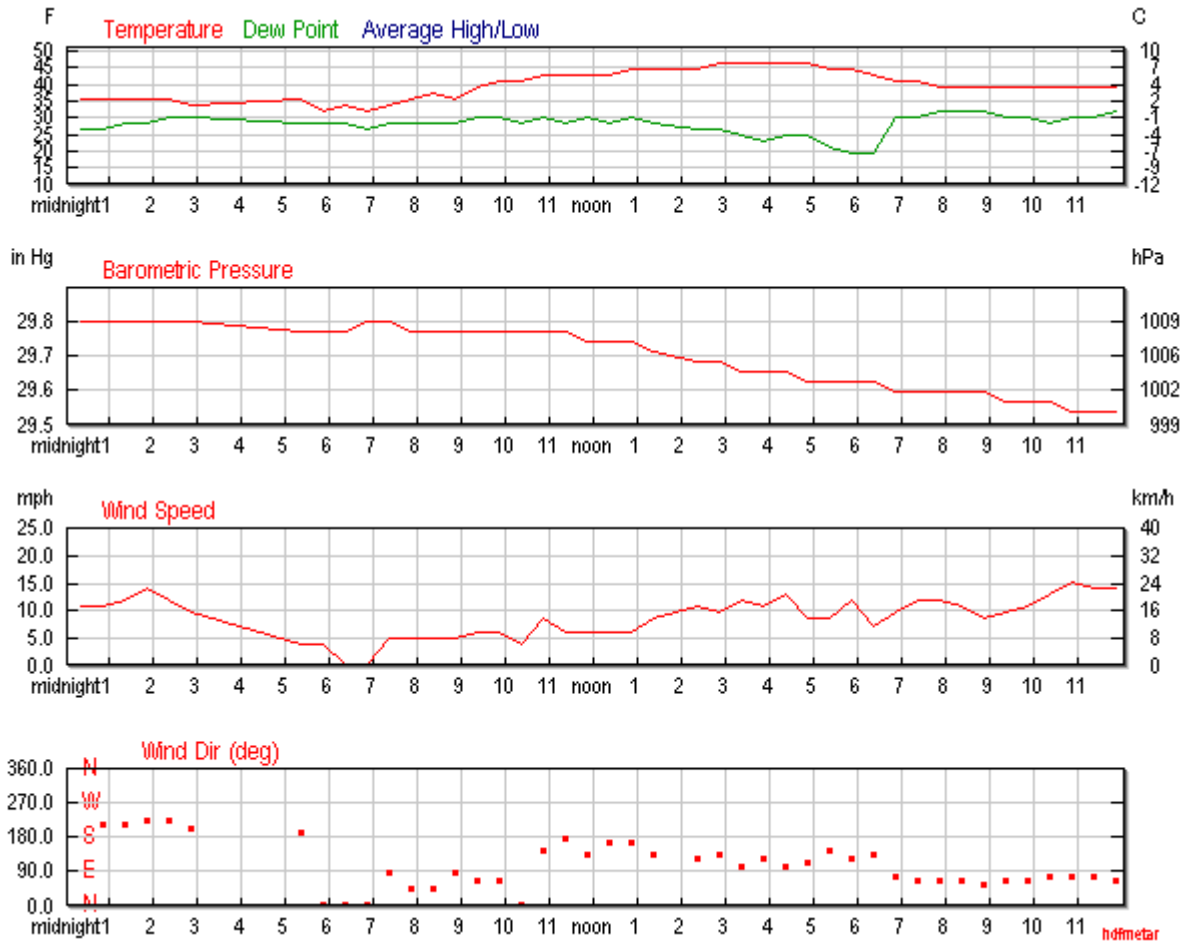


Weather Data (Spring – Low-rises)

Sea Level Pressure	29.73 in / 1009 hPa
Wind	
Wind Speed	8 mph / 10 km/h ()
Max Wind Speed	15 mph / 24 km/h
Max Gust Speed	-
Visibility	6.2 miles / 10.0 kilometers
Events	
T = Trace of Precipitation, MM = Missing Value	
Source: Averaged Metar Reports	

Quarter	Quarter
	For more information about the solar system, » View the Full Star Chart!

Weather Data (Spring – Low-rises)



Hourly Observations											
Time(GMT)	Temperature	Dew Point	Humidity	Sea Level Pressure	Visibility	Wind Direction	Wind Speed	Gust Speed	Precipitation	Events	Conditions
midnight	38	28		29.8		180	10				
1	38	28		29.8		180	10				
2	38	28		29.8		180	10				
3	38	28		29.8		180	10				
4	38	28		29.8		180	10				
5	38	28		29.8		180	10				
6	38	28		29.8		180	10				
7	38	28		29.8		180	10				
8	38	28		29.8		180	10				
9	38	28		29.8		180	10				
10	38	28		29.8		180	10				
11	38	28		29.8		180	10				
noon	38	28		29.8		180	10				
1	38	28		29.8		180	10				
2	38	28		29.8		180	10				
3	38	28		29.8		180	10				
4	38	28		29.8		180	10				
5	38	28		29.8		180	10				
6	38	28		29.8		180	10				
7	38	28		29.8		180	10				
8	38	28		29.8		180	10				
9	38	28		29.8		180	10				
10	38	28		29.8		180	10				
11	38	28		29.8		180	10				

Weather Data (Spring – Low-rises)

Time(GMT)	Temperature	Dew Point	Humidity	Sea Level Pressure	Visibility	Wind Direction	Wind Speed	Gust Speed	Precipitation	Events	Conditions
12:20 AM	35.6 °F / 2.0 °C	26.6 °F / - 3.0 °C	70%	29.80 in / 1009 hPa	6.2 miles / 10.0 kilometers	SW	10.4 mph / 16.7 km/h	-	N/A		Mostly Cloudy
12:50 AM	35.6 °F / 2.0 °C	26.6 °F / - 3.0 °C	70%	29.80 in / 1009 hPa	6.2 miles / 10.0 kilometers	SSW	10.4 mph / 16.7 km/h	-	N/A		Mostly Cloudy
1:20 AM	35.6 °F / 2.0 °C	28.4 °F / - 2.0 °C	75%	29.80 in / 1009 hPa	6.2 miles / 10.0 kilometers	SSW	11.5 mph / 18.5 km/h	-	N/A		Mostly Cloudy
1:50 AM	35.6 °F / 2.0 °C	28.4 °F / - 2.0 °C	75%	29.80 in / 1009 hPa	-	SW	13.8 mph / 22.2 km/h	-	N/A		Clear
2:20 AM	35.6 °F / 2.0 °C	30.2 °F / - 1.0 °C	81%	29.80 in / 1009 hPa	6.2 miles / 10.0 kilometers	SW	11.5 mph / 18.5 km/h	-	N/A		Partly Cloudy
2:50 AM	33.8 °F / 1.0 °C	30.2 °F / - 1.0 °C	87%	29.80 in / 1009 hPa	6.2 miles / 10.0 kilometers	SSW	9.2 mph / 14.8 km/h	-	N/A		Scattered Clouds
5:20 AM	35.6 °F / 2.0 °C	28.4 °F / - 2.0 °C	75%	29.77 in / 1008 hPa	6.2 miles / 10.0 kilometers	South	3.5 mph / 5.6 km/h	-	N/A		Mostly Cloudy
5:50 AM	32.0 °F / 0.0 °C	28.4 °F / - 2.0 °C	87%	29.77 in / 1008 hPa	6.2 miles / 10.0 kilometers	Variable	3.5 mph / 5.6 km/h	-	N/A		Mostly Cloudy
6:20 AM	33.8 °F / 1.0 °C	28.4 °F / - 2.0 °C	81%	29.77 in / 1008 hPa	6.2 miles / 10.0 kilometers	Calm	Calm	-	N/A		Mostly Cloudy
6:50 AM	32.0 °F / 0.0 °C	26.6 °F / - 3.0 °C	80%	29.80 in / 1009 hPa	6.2 miles / 10.0 kilometers	Calm	Calm	-	N/A		Scattered Clouds
7:20 AM	33.8 °F / 1.0 °C	28.4 °F / - 2.0 °C	81%	29.80 in / 1009 hPa	6.2 miles / 10.0 kilometers	East	4.6 mph / 7.4 km/h	-	N/A		Mostly Cloudy
7:50 AM	35.6 °F / 2.0 °C	28.4 °F / - 2.0 °C	75%	29.77 in / 1008 hPa	6.2 miles / 10.0 kilometers	NE	4.6 mph / 7.4 km/h	-	N/A		Scattered Clouds
8:20 AM	37.4 °F / 3.0 °C	28.4 °F / - 2.0 °C	70%	29.77 in / 1008 hPa	6.2 miles / 10.0 kilometers	NE	4.6 mph / 7.4 km/h	-	N/A		Partly Cloudy

Weather Data (Spring – Low-rises)

Time(GMT)	Temperature	Dew Point	Humidity	Sea Level Pressure	Visibility	Wind Direction	Wind Speed	Gust Speed	Precipitation Events	Conditions
8:50 AM	35.6 °F / 2.0 °C	28.4 °F / - 2.0 °C	75%	29.77 in / 1008 hPa	6.2 miles / 10.0 kilometers	East	4.6 mph / 7.4 km/h	-	N/A	Partly Cloudy
9:20 AM	39.2 °F / 4.0 °C	30.2 °F / - 1.0 °C	70%	29.77 in / 1008 hPa	6.2 miles / 10.0 kilometers	ENE	5.8 mph / 9.3 km/h	-	N/A	Partly Cloudy
9:50 AM	41.0 °F / 5.0 °C	30.2 °F / - 1.0 °C	65%	29.77 in / 1008 hPa	6.2 miles / 10.0 kilometers	ENE	5.8 mph / 9.3 km/h	-	N/A	Partly Cloudy
10:20 AM	41.0 °F / 5.0 °C	28.4 °F / - 2.0 °C	61%	29.77 in / 1008 hPa	6.2 miles / 10.0 kilometers	Variable	3.5 mph / 5.6 km/h	-	N/A	Scattered Clouds
10:50 AM	42.8 °F / 6.0 °C	30.2 °F / - 1.0 °C	61%	29.77 in / 1008 hPa	6.2 miles / 10.0 kilometers	SE	8.1 mph / 13.0 km/h	-	N/A	Mostly Cloudy
11:20 AM	42.8 °F / 6.0 °C	28.4 °F / - 2.0 °C	57%	29.77 in / 1008 hPa	6.2 miles / 10.0 kilometers	South	5.8 mph / 9.3 km/h	-	N/A	Mostly Cloudy
11:50 AM	42.8 °F / 6.0 °C	30.2 °F / - 1.0 °C	61%	29.74 in / 1007 hPa	6.2 miles / 10.0 kilometers	SE	5.8 mph / 9.3 km/h	-	N/A	Mostly Cloudy
12:20 PM	42.8 °F / 6.0 °C	28.4 °F / - 2.0 °C	57%	29.74 in / 1007 hPa	6.2 miles / 10.0 kilometers	SSE	5.8 mph / 9.3 km/h	-	N/A	Mostly Cloudy
12:50 PM	44.6 °F / 7.0 °C	30.2 °F / - 1.0 °C	57%	29.74 in / 1007 hPa	6.2 miles / 10.0 kilometers	SSE	5.8 mph / 9.3 km/h	-	N/A	Mostly Cloudy
1:20 PM	44.6 °F / 7.0 °C	28.4 °F / - 2.0 °C	53%	29.71 in / 1006 hPa	6.2 miles / 10.0 kilometers	SE	8.1 mph / 13.0 km/h	-	N/A	Mostly Cloudy
2:20 PM	44.6 °F / 7.0 °C	26.6 °F / - 3.0 °C	49%	29.68 in / 1005 hPa	6.2 miles / 10.0 kilometers	ESE	10.4 mph / 16.7 km/h	-	N/A	Mostly Cloudy
2:50 PM	46.4 °F / 8.0 °C	26.6 °F / - 3.0 °C	46%	29.68 in / 1005 hPa	-	SE	9.2 mph / 14.8 km/h	-	N/A	Clear
3:20 PM	46.4 °F / 8.0 °C	24.8 °F / - 4.0 °C	43%	29.65 in / 1004 hPa	6.2 miles / 10.0 kilometers	East	11.5 mph / 18.5 km/h	-	N/A	Scattered Clouds

Weather Data (Spring – Low-rises)

Time(GMT)	Temperature	Dew Point	Humidity	Sea Level Pressure	Visibility	Wind Direction	Wind Speed	Gust Speed	Precipitation Events	Conditions
3:50 PM	46.4 °F / 8.0 °C	23.0 °F / - 5.0 °C	40%	29.65 in / 1004 hPa	6.2 miles / 10.0 kilometers	ESE	10.4 mph / 16.7 km/h	-	N/A	Partly Cloudy
4:20 PM	46.4 °F / 8.0 °C	24.8 °F / - 4.0 °C	43%	29.65 in / 1004 hPa	6.2 miles / 10.0 kilometers	East	12.7 mph / 20.4 km/h	-	N/A	Partly Cloudy
4:50 PM	46.4 °F / 8.0 °C	24.8 °F / - 4.0 °C	43%	29.62 in / 1003 hPa	6.2 miles / 10.0 kilometers	ESE	8.1 mph / 13.0 km/h	-	N/A	Partly Cloudy
5:20 PM	44.6 °F / 7.0 °C	21.2 °F / - 6.0 °C	39%	29.62 in / 1003 hPa	-	SE	8.1 mph / 13.0 km/h	-	N/A	Clear
5:50 PM	44.6 °F / 7.0 °C	19.4 °F / - 7.0 °C	37%	29.62 in / 1003 hPa	-	ESE	11.5 mph / 18.5 km/h	-	N/A	Clear
6:20 PM	42.8 °F / 6.0 °C	19.4 °F / - 7.0 °C	39%	29.62 in / 1003 hPa	-	SE	6.9 mph / 11.1 km/h	-	N/A	Clear
6:50 PM	41.0 °F / 5.0 °C	30.2 °F / - 1.0 °C	65%	29.59 in / 1002 hPa	-	ENE	9.2 mph / 14.8 km/h	-	N/A	Clear
7:20 PM	41.0 °F / 5.0 °C	30.2 °F / - 1.0 °C	65%	29.59 in / 1002 hPa	-	ENE	11.5 mph / 18.5 km/h	-	N/A	Clear
7:50 PM	39.2 °F / 4.0 °C	32.0 °F / 0.0 °C	75%	29.59 in / 1002 hPa	-	ENE	11.5 mph / 18.5 km/h	-	N/A	Clear
8:20 PM	39.2 °F / 4.0 °C	32.0 °F / 0.0 °C	75%	29.59 in / 1002 hPa	-	ENE	10.4 mph / 16.7 km/h	-	N/A	Clear
8:50 PM	39.2 °F / 4.0 °C	32.0 °F / 0.0 °C	75%	29.59 in / 1002 hPa	-	NE	8.1 mph / 13.0 km/h	-	N/A	Clear
9:20 PM	39.2 °F / 4.0 °C	30.2 °F / - 1.0 °C	70%	29.56 in / 1001 hPa	-	ENE	9.2 mph / 14.8 km/h	-	N/A	Clear
9:50 PM	39.2 °F / 4.0 °C	30.2 °F / - 1.0 °C	70%	29.56 in / 1001 hPa	-	ENE	10.4 mph / 16.7 km/h	-	N/A	Clear

Weather Data (Spring – Low-rises)

Time(GMT)	Temperature	Dew Point	Humidity	Sea Level Pressure	Visibility	Wind Direction	Wind Speed	Gust Speed	Precipitation Events	Conditions
10:20 PM	39.2 °F / 4.0 °C	28.4 °F / -2.0 °C	65%	29.56 in / 1001 hPa	-	ENE	12.7 mph / 20.4 km/h	-	N/A	Clear
10:50 PM	39.2 °F / 4.0 °C	30.2 °F / -1.0 °C	70%	29.53 in / 1000 hPa	-	ENE	15.0 mph / 24.1 km/h	-	N/A	Clear
11:20 PM	39.2 °F / 4.0 °C	30.2 °F / -1.0 °C	70%	29.53 in / 1000 hPa	-	ENE	13.8 mph / 22.2 km/h	-	N/A	Clear
11:50 PM	39.2 °F / 4.0 °C	32.0 °F / 0.0 °C	75%	29.53 in / 1000 hPa	-	ENE	13.8 mph / 22.2 km/h	-	N/A	Clear

Daily Summary for March 28, 2006

[Next Day »](#)

	Actual	Average	Record
Temperature			
Mean Temperature	42 °F / 6 °C	-	
Max Temperature	50 °F / 10 °C	-	- ()
Min Temperature	35 °F / 2 °C	-	- ()
Degree Days			
Heating Degree Days	22		
Moisture			
Dew Point	47 °F / 8 °C		
Average Humidity	90		
Maximum Humidity	100		
Minimum Humidity	70		
Precipitation			
Precipitation	0.00 in / 0.0 cm	-	- ()
Sea Level Pressure			
Sea Level Pressure	29.17 in / 982 hPa		
Wind			

Astronomy History:

March 28, 2006	Rise:	Set:
Actual Time	6:59 AM BST	7:47 PM BST
Civil Twilight	6:22 AM BST	8:24 PM BST
Nautical Twilight	5:36 AM BST	9:10 PM BST
Astronomical Twilight	4:47 AM BST	10:00 PM BST
Moon	6:52 AM BST (3/28)	6:40 PM BST (3/28)
Length Of Visible Light:	14h 02m	
Length of Day	12h 47m	

Waning Crescent, 1% Moon Illumination



Weather Data (Spring – Low-rises)

Wind Speed	7 mph / 12 km/h ()
Max Wind Speed	21 mph / 33 km/h
Max Gust Speed	-
Visibility	5.2 miles / 8.8 kilometers
Events	Rain

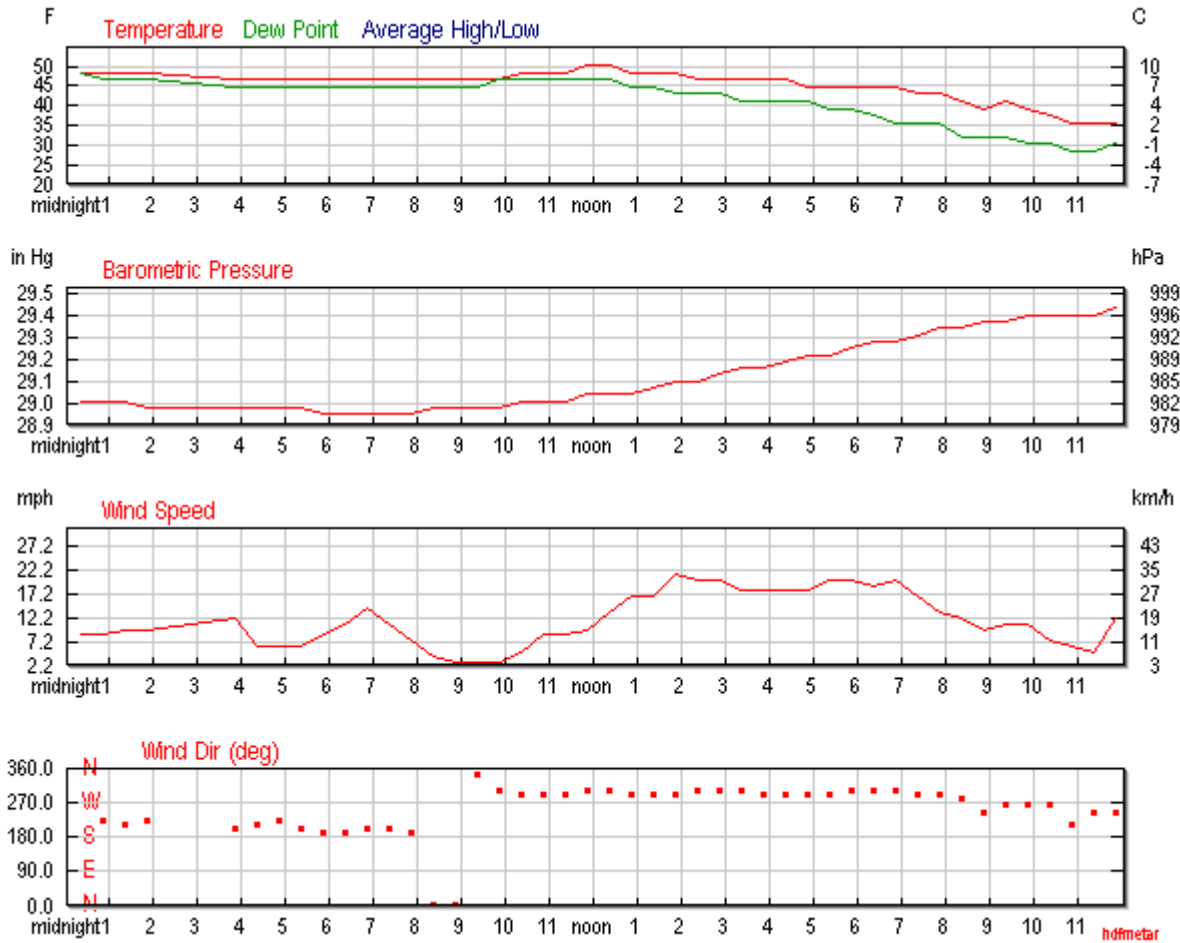
T = Trace of Precipitation, MM = Missing Value

Source: Averaged Metar Reports



For more information about the solar system,
» [View the Full Star Chart!](#)

Weather Data (Spring – Low-rises)



Hourly Observations											
Time(BST)	Temperature	Dew Point	Humidity	Sea Level Pressure	Visibility	Wind Direction	Wind Speed	Gust Speed	Precipitation	Events	Conditions
midnight	48	45		29.0		180	10				
1	47	44		29.0		180	11				
2	46	43		29.0		180	12				
3	45	42		29.0		180	13				
4	45	42		29.0		180	14				
5	45	42		29.0		180	15				
6	45	42		29.0		180	16				
7	45	42		29.0		180	17				
8	45	42		29.0		180	18				
9	45	42		29.0		180	19				
10	46	43		29.0		180	20				
11	47	44		29.0		180	21				
noon	48	45		29.0		180	22				
1	47	44		29.1		270	21				
2	46	43		29.1		270	20				
3	45	42		29.2		270	19				
4	45	41		29.2		270	18				
5	44	40		29.3		270	17				
6	43	39		29.3		270	16				
7	42	38		29.3		270	15				
8	41	37		29.4		270	14				
9	40	36		29.4		270	13				
10	39	35		29.4		270	12				
11	38	34		29.4		270	11				

Weather Data (Spring – Low-rises)

Time(BST)	Temperature	Dew Point	Humidity	Sea Level Pressure	Visibility	Wind Direction	Wind Speed	Gust Speed	Precipitation	Events	Conditions
12:20 AM	48.2 °F / 9.0 °C	48.2 °F / 9.0 °C	100%	29.00 in / 982 hPa	6.2 miles / 10.0 kilometers	SW	8.1 mph / 13.0 km/h	-	N/A	Rain	Light Rain Showers
12:50 AM	48.2 °F / 9.0 °C	46.4 °F / 8.0 °C	93%	29.00 in / 982 hPa	3.7 miles / 6.0 kilometers	SW	8.1 mph / 13.0 km/h	-	N/A	Rain	Light Rain Showers
1:20 AM	48.2 °F / 9.0 °C	46.4 °F / 8.0 °C	93%	29.00 in / 982 hPa	3.7 miles / 6.0 kilometers	SSW	9.2 mph / 14.8 km/h	-	N/A		Mostly Cloudy
1:50 AM	48.2 °F / 9.0 °C	46.4 °F / 8.0 °C	93%	28.97 in / 981 hPa	6.2 miles / 10.0 kilometers	SW	9.2 mph / 14.8 km/h	-	N/A		Mostly Cloudy
3:50 AM	46.4 °F / 8.0 °C	44.6 °F / 7.0 °C	93%	28.97 in / 981 hPa	6.2 miles / 10.0 kilometers	SSW	11.5 mph / 18.5 km/h	-	N/A		Light Drizzle
4:20 AM	46.4 °F / 8.0 °C	44.6 °F / 7.0 °C	93%	28.97 in / 981 hPa	6.2 miles / 10.0 kilometers	SSW	5.8 mph / 9.3 km/h	-	N/A		Mostly Cloudy
4:50 AM	46.4 °F / 8.0 °C	44.6 °F / 7.0 °C	93%	28.97 in / 981 hPa	3.7 miles / 6.0 kilometers	SW	5.8 mph / 9.3 km/h	-	N/A		Mostly Cloudy
5:20 AM	46.4 °F / 8.0 °C	44.6 °F / 7.0 °C	93%	28.97 in / 981 hPa	6.2 miles / 10.0 kilometers	SSW	5.8 mph / 9.3 km/h	-	N/A		Mostly Cloudy
5:50 AM	46.4 °F / 8.0 °C	44.6 °F / 7.0 °C	93%	28.94 in / 980 hPa	6.2 miles / 10.0 kilometers	South	8.1 mph / 13.0 km/h	-	N/A		Mostly Cloudy
6:20 AM	46.4 °F / 8.0 °C	44.6 °F / 7.0 °C	93%	28.94 in / 980 hPa	5.6 miles / 9.0 kilometers	South	10.4 mph / 16.7 km/h	-	N/A		Mostly Cloudy
6:50 AM	46.4 °F / 8.0 °C	44.6 °F / 7.0 °C	93%	28.94 in / 980 hPa	3.7 miles / 6.0 kilometers	SSW	13.8 mph / 22.2 km/h	-	N/A	Rain	Light Rain Showers
7:20 AM	46.4 °F / 8.0 °C	44.6 °F / 7.0 °C	93%	28.94 in / 980 hPa	4.3 miles / 7.0 kilometers	SSW	10.4 mph / 16.7 km/h	-	N/A	Rain	Light Rain
7:50 AM	46.4 °F / 8.0 °C	44.6 °F / 7.0 °C	93%	28.94 in / 980 hPa	5.0 miles / 8.0 kilometers	South	6.9 mph / 11.1 km/h	-	N/A	Rain	Light Rain

Weather Data (Spring – Low-rises)

Time(BST)	Temperature	Dew Point	Humidity	Sea Level Pressure	Visibility	Wind Direction	Wind Speed	Gust Speed	Precipitation	Events	Conditions
8:20 AM	46.4 °F / 8.0 °C	44.6 °F / 7.0 °C	93%	28.97 in / 981 hPa	5.0 miles / 8.0 kilometers	Variable	3.5 mph / 5.6 km/h	-	N/A	Rain	Light Rain
8:50 AM	46.4 °F / 8.0 °C	44.6 °F / 7.0 °C	93%	28.97 in / 981 hPa	5.6 miles / 9.0 kilometers	Variable	2.3 mph / 3.7 km/h	-	N/A	Rain	Light Rain
9:20 AM	46.4 °F / 8.0 °C	44.6 °F / 7.0 °C	93%	28.97 in / 981 hPa	5.6 miles / 9.0 kilometers	NNW	2.3 mph / 3.7 km/h	-	N/A	Rain	Light Rain
9:50 AM	46.4 °F / 8.0 °C	46.4 °F / 8.0 °C	100%	28.97 in / 981 hPa	3.7 miles / 6.0 kilometers	WNW	2.3 mph / 3.7 km/h	-	N/A	Rain	Light Rain
10:20 AM	48.2 °F / 9.0 °C	46.4 °F / 8.0 °C	93%	29.00 in / 982 hPa	5.6 miles / 9.0 kilometers	WNW	4.6 mph / 7.4 km/h	-	N/A	Rain	Light Rain
10:50 AM	48.2 °F / 9.0 °C	46.4 °F / 8.0 °C	93%	29.00 in / 982 hPa	6.2 miles / 10.0 kilometers	WNW	8.1 mph / 13.0 km/h	-	N/A	Rain	Light Rain
11:20 AM	48.2 °F / 9.0 °C	46.4 °F / 8.0 °C	93%	29.00 in / 982 hPa	6.2 miles / 10.0 kilometers	WNW	8.1 mph / 13.0 km/h	-	N/A	Rain	Light Rain
11:50 AM	50.0 °F / 10.0 °C	46.4 °F / 8.0 °C	87%	29.03 in / 983 hPa	6.2 miles / 10.0 kilometers	WNW	9.2 mph / 14.8 km/h	-	N/A	Rain	Light Rain
12:20 PM	50.0 °F / 10.0 °C	46.4 °F / 8.0 °C	87%	29.03 in / 983 hPa	6.2 miles / 10.0 kilometers	WNW	12.7 mph / 20.4 km/h	-	N/A		Mostly Cloudy
12:50 PM	48.2 °F / 9.0 °C	44.6 °F / 7.0 °C	87%	29.03 in / 983 hPa	6.2 miles / 10.0 kilometers	WNW	16.1 mph / 25.9 km/h	-	N/A	Rain	Light Rain Showers
1:20 PM	48.2 °F / 9.0 °C	44.6 °F / 7.0 °C	87%	29.06 in / 984 hPa	6.2 miles / 10.0 kilometers	WNW	16.1 mph / 25.9 km/h	-	N/A	Rain	Light Rain Showers
1:50 PM	48.2 °F / 9.0 °C	42.8 °F / 6.0 °C	82%	29.09 in / 985 hPa	6.2 miles / 10.0 kilometers	WNW	20.7 mph / 33.3 km/h	-	N/A	Rain	Light Rain
2:20 PM	46.4 °F / 8.0 °C	42.8 °F / 6.0 °C	87%	29.09 in / 985 hPa	6.2 miles / 10.0 kilometers	WNW	19.6 mph / 31.5 km/h	-	N/A		Mostly Cloudy

Weather Data (Spring – Low-rises)

Time(BST)	Temperature	Dew Point	Humidity	Sea Level Pressure	Visibility	Wind Direction	Wind Speed	Gust Speed	Precipitation	Events	Conditions
2:50 PM	46.4 °F / 8.0 °C	42.8 °F / 6.0 °C	87%	29.12 in / 986 hPa	6.2 miles / 10.0 kilometers	WNW	19.6 mph / 31.5 km/h	-	N/A	Rain	Light Rain
3:20 PM	46.4 °F / 8.0 °C	41.0 °F / 5.0 °C	81%	29.15 in / 987 hPa	6.2 miles / 10.0 kilometers	WNW	17.3 mph / 27.8 km/h	-	N/A	Rain	Light Rain Showers
3:50 PM	46.4 °F / 8.0 °C	41.0 °F / 5.0 °C	81%	29.15 in / 987 hPa	6.2 miles / 10.0 kilometers	WNW	17.3 mph / 27.8 km/h	-	N/A	Rain	Light Rain Showers
4:20 PM	46.4 °F / 8.0 °C	41.0 °F / 5.0 °C	81%	29.18 in / 988 hPa	6.2 miles / 10.0 kilometers	WNW	17.3 mph / 27.8 km/h	-	N/A	Rain	Light Rain Showers
4:50 PM	44.6 °F / 7.0 °C	41.0 °F / 5.0 °C	87%	29.21 in / 989 hPa	6.2 miles / 10.0 kilometers	WNW	17.3 mph / 27.8 km/h	-	N/A	Rain	Light Rain Showers
5:20 PM	44.6 °F / 7.0 °C	39.2 °F / 4.0 °C	81%	29.21 in / 989 hPa	6.2 miles / 10.0 kilometers	WNW	19.6 mph / 31.5 km/h	-	N/A	Rain	Light Rain
5:50 PM	44.6 °F / 7.0 °C	39.2 °F / 4.0 °C	81%	29.24 in / 990 hPa	6.2 miles / 10.0 kilometers	WNW	19.6 mph / 31.5 km/h	-	N/A		Mostly Cloudy
6:20 PM	44.6 °F / 7.0 °C	37.4 °F / 3.0 °C	76%	29.27 in / 991 hPa	6.2 miles / 10.0 kilometers	WNW	18.4 mph / 29.6 km/h	-	N/A		Mostly Cloudy
6:50 PM	44.6 °F / 7.0 °C	35.6 °F / 2.0 °C	71%	29.27 in / 991 hPa	6.2 miles / 10.0 kilometers	WNW	19.6 mph / 31.5 km/h	-	N/A		Scattered Clouds
7:20 PM	42.8 °F / 6.0 °C	35.6 °F / 2.0 °C	76%	29.30 in / 992 hPa	6.2 miles / 10.0 kilometers	WNW	16.1 mph / 25.9 km/h	-	N/A		Scattered Clouds
7:50 PM	42.8 °F / 6.0 °C	35.6 °F / 2.0 °C	76%	29.33 in / 993 hPa	6.2 miles / 10.0 kilometers	WNW	12.7 mph / 20.4 km/h	-	N/A		Scattered Clouds
8:20 PM	41.0 °F / 5.0 °C	32.0 °F / 0.0 °C	70%	29.33 in / 993 hPa	6.2 miles / 10.0 kilometers	West	11.5 mph / 18.5 km/h	-	N/A		Scattered Clouds
8:50 PM	39.2 °F / 4.0 °C	32.0 °F / 0.0 °C	75%	29.36 in / 994 hPa	6.2 miles / 10.0 kilometers	WSW	9.2 mph / 14.8 km/h	-	N/A		Scattered Clouds

Weather Data (Spring – Low-rises)

Time(BST)	Temperature	Dew Point	Humidity	Sea Level Pressure	Visibility	Wind Direction	Wind Speed	Gust Speed	Precipitation	Events	Conditions
9:20 PM	41.0 °F / 5.0 °C	32.0 °F / 0.0 °C	70%	29.36 in / 994 hPa	6.2 miles / 10.0 kilometers	West	10.4 mph / 16.7 km/h	-	N/A		Mostly Cloudy
9:50 PM	39.2 °F / 4.0 °C	30.2 °F / - 1.0 °C	70%	29.39 in / 995 hPa	6.2 miles / 10.0 kilometers	West	10.4 mph / 16.7 km/h	-	N/A		Partly Cloudy
10:20 PM	37.4 °F / 3.0 °C	30.2 °F / - 1.0 °C	75%	29.39 in / 995 hPa	-	West	6.9 mph / 11.1 km/h	-	N/A		Clear
10:50 PM	35.6 °F / 2.0 °C	28.4 °F / - 2.0 °C	75%	29.39 in / 995 hPa	-	SSW	5.8 mph / 9.3 km/h	-	N/A		Clear
11:20 PM	35.6 °F / 2.0 °C	28.4 °F / - 2.0 °C	75%	29.39 in / 995 hPa	6.2 miles / 10.0 kilometers	WSW	4.6 mph / 7.4 km/h	-	N/A		Partly Cloudy
11:50 PM	35.6 °F / 2.0 °C	30.2 °F / - 1.0 °C	81%	29.42 in / 996 hPa	6.2 miles / 10.0 kilometers	WSW	11.5 mph / 18.5 km/h	-	N/A		Partly Cloudy

Daily Summary for March 29, 2006

[Next Day »](#)

	Actual	Average	Record
Temperature			
Mean Temperature	42 °F / 6 °C	-	
Max Temperature	50 °F / 10 °C	-	- ()
Min Temperature	33 °F / 1 °C	-	- ()
Degree Days			
Heating Degree Days	24		
Moisture			
Dew Point	31 °F / 0 °C		
Average Humidity	80		
Maximum Humidity	87		
Minimum Humidity	62		
Precipitation			


Astronomy History:

March 29, 2006	Rise:	Set:
Actual Time	6:56 AM BST	7:49 PM BST
Civil Twilight	6:19 AM BST	8:27 PM BST
Nautical Twilight	5:33 AM BST	9:12 PM BST
Astronomical Twilight	4:44 AM BST	10:02 PM BST
Moon	6:58 AM BST (3/29)	8:18 PM BST (3/29)
Length Of Visible Light:	14h 07m	
Length of Day	12h 52m	
Waxing Crescent, 0% Moon Illumination		

Weather Data (Spring – Low-rises)


Precipitation	0.00 in / 0.0 cm	-	- ()
Sea Level Pressure			
Sea Level Pressure	29.43 in / 996 hPa		
Wind			
Wind Speed	8 mph / 17 km/h ()		
Max Wind Speed	24 mph / 39 km/h		
Max Gust Speed	-		
Visibility	6.1 miles / 9.8 kilometers		
Events	Rain		

T = Trace of Precipitation, MM = Missing Value Source: Averaged Metar Reports

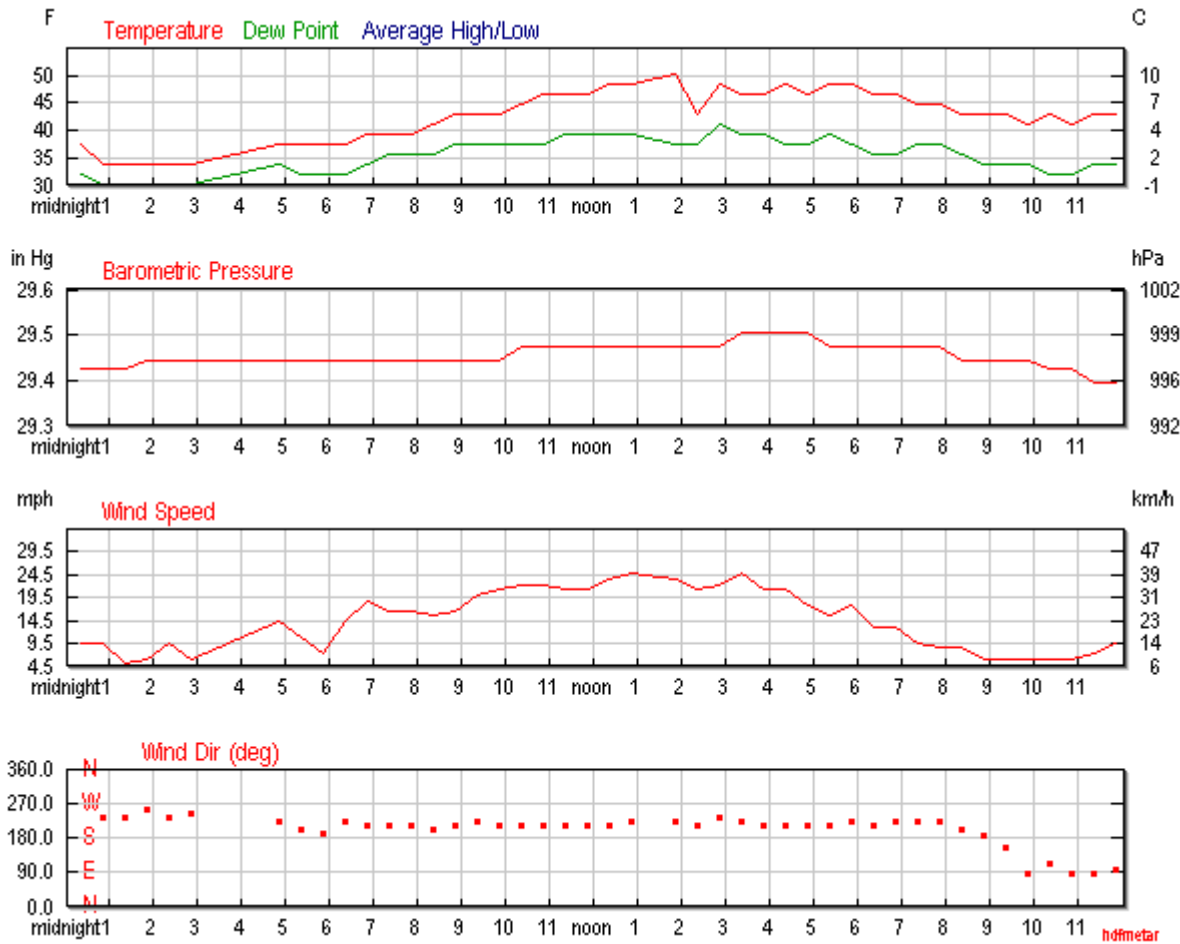


A horizontal row of five moon phase icons. From left to right: a dark moon (New Moon), a half-lit moon (First Quarter), a fully lit moon (Full Moon), a half-lit moon (Last Quarter), and a dark moon (New Moon). Below each icon is a date and phase name.

3 / 29	4 / 5	4 / 13	4 / 21	4 / 27
	First	Full	Last	New
	Quarter		Quarter	

 For more information about the solar system, » [View the Full Star Chart!](#)

Weather Data (Spring – Low-rises)



Hourly Observations											
Time(BST)	Temperature	Dew Point	Humidity	Sea Level Pressure	Visibility	Wind Direction	Wind Speed	Gust Speed	Precipitation	Events	Conditions
midnight	38	32		29.42		270	9.5				
1	35	30		29.43		270	6				
2	35	30		29.43		270	9.5				
3	35	30		29.43		270	6				
4	36	31		29.43		270	14				
5	38	32		29.43		270	14				
6	38	32		29.43		270	9.5				
7	39	33		29.43		270	23				
8	40	34		29.43		270	19.5				
9	43	36		29.43		270	19.5				
10	45	37		29.43		270	23				
11	47	38		29.43		270	23				
noon	48	38		29.43		270	23				
1	49	38		29.43		270	39				
2	48	38		29.43		270	39				
3	45	38		29.43		270	39				
4	47	38		29.43		270	39				
5	47	38		29.43		270	39				
6	46	37		29.43		270	39				
7	45	37		29.43		270	39				
8	45	37		29.43		270	39				
9	43	36		29.43		270	14				
10	42	35		29.43		270	14				
11	43	35		29.43		270	14				

Weather Data (Spring – Low-rises)

Time(BST)	Temperature	Dew Point	Humidity	Sea Level Pressure	Visibility	Wind Direction	Wind Speed	Gust Speed	Precipitation	Events	Conditions
12:20 AM	37.4 °F / 3.0 °C	32.0 °F / 0.0 °C	81%	29.42 in / 996 hPa	-	WSW	9.2 mph / 14.8 km/h	-	N/A		Clear
12:50 AM	33.8 °F / 1.0 °C	30.2 °F / -1.0 °C	87%	29.42 in / 996 hPa	-	SW	9.2 mph / 14.8 km/h	-	N/A		Clear
1:20 AM	33.8 °F / 1.0 °C	30.2 °F / -1.0 °C	87%	29.42 in / 996 hPa	-	SW	4.6 mph / 7.4 km/h	-	N/A		Clear
1:50 AM	33.8 °F / 1.0 °C	30.2 °F / -1.0 °C	87%	29.44 in / 997 hPa	-	WSW	5.8 mph / 9.3 km/h	-	N/A		Clear
2:20 AM	33.8 °F / 1.0 °C	30.2 °F / -1.0 °C	87%	29.44 in / 997 hPa	-	SW	9.2 mph / 14.8 km/h	-	N/A		Clear
2:50 AM	33.8 °F / 1.0 °C	30.2 °F / -1.0 °C	87%	29.44 in / 997 hPa	6.2 miles / 10.0 kilometers	WSW	5.8 mph / 9.3 km/h	-	N/A		Scattered Clouds
4:50 AM	37.4 °F / 3.0 °C	33.8 °F / 1.0 °C	87%	29.44 in / 997 hPa	-	SW	13.8 mph / 22.2 km/h	-	N/A		Clear
5:20 AM	37.4 °F / 3.0 °C	32.0 °F / 0.0 °C	81%	29.44 in / 997 hPa	-	SSW	10.4 mph / 16.7 km/h	-	N/A		Clear
5:50 AM	37.4 °F / 3.0 °C	32.0 °F / 0.0 °C	81%	29.44 in / 997 hPa	6.2 miles / 10.0 kilometers	South	6.9 mph / 11.1 km/h	-	N/A		Partly Cloudy
6:20 AM	37.4 °F / 3.0 °C	32.0 °F / 0.0 °C	81%	29.44 in / 997 hPa	6.2 miles / 10.0 kilometers	SW	13.8 mph / 22.2 km/h	-	N/A		Partly Cloudy
6:50 AM	39.2 °F / 4.0 °C	33.8 °F / 1.0 °C	81%	29.44 in / 997 hPa	6.2 miles / 10.0 kilometers	SSW	18.4 mph / 29.6 km/h	-	N/A		Scattered Clouds
7:20 AM	39.2 °F / 4.0 °C	35.6 °F / 2.0 °C	87%	29.44 in / 997 hPa	6.2 miles / 10.0 kilometers	SSW	16.1 mph / 25.9 km/h	-	N/A		Scattered Clouds
7:50 AM	39.2 °F / 4.0 °C	35.6 °F / 2.0 °C	87%	29.44 in / 997 hPa	6.2 miles / 10.0 kilometers	SSW	16.1 mph / 25.9 km/h	-	N/A		Scattered Clouds

Weather Data (Spring – Low-rises)

Time(BST)	Temperature	Dew Point	Humidity	Sea Level Pressure	Visibility	Wind Direction	Wind Speed	Gust Speed	Precipitation	Events	Conditions
8:20 AM	41.0 °F / 5.0 °C	35.6 °F / 2.0 °C	81%	29.44 in / 997 hPa	6.2 miles / 10.0 kilometers	SSW	15.0 mph / 24.1 km/h	-	N/A		Scattered Clouds
8:50 AM	42.8 °F / 6.0 °C	37.4 °F / 3.0 °C	81%	29.44 in / 997 hPa	6.2 miles / 10.0 kilometers	SSW	16.1 mph / 25.9 km/h	-	N/A		Mostly Cloudy
9:20 AM	42.8 °F / 6.0 °C	37.4 °F / 3.0 °C	81%	29.44 in / 997 hPa	6.2 miles / 10.0 kilometers	SW	19.6 mph / 31.5 km/h	-	N/A		Mostly Cloudy
9:50 AM	42.8 °F / 6.0 °C	37.4 °F / 3.0 °C	81%	29.44 in / 997 hPa	6.2 miles / 10.0 kilometers	SSW	20.7 mph / 33.3 km/h	-	N/A		Mostly Cloudy
10:20 AM	44.6 °F / 7.0 °C	37.4 °F / 3.0 °C	76%	29.47 in / 998 hPa	6.2 miles / 10.0 kilometers	SSW	21.9 mph / 35.2 km/h	-	N/A		Mostly Cloudy
10:50 AM	46.4 °F / 8.0 °C	37.4 °F / 3.0 °C	71%	29.47 in / 998 hPa	6.2 miles / 10.0 kilometers	SSW	21.9 mph / 35.2 km/h	-	N/A		Mostly Cloudy
11:20 AM	46.4 °F / 8.0 °C	39.2 °F / 4.0 °C	76%	29.47 in / 998 hPa	6.2 miles / 10.0 kilometers	SSW	20.7 mph / 33.3 km/h	-	N/A		Scattered Clouds
11:50 AM	46.4 °F / 8.0 °C	39.2 °F / 4.0 °C	76%	29.47 in / 998 hPa	6.2 miles / 10.0 kilometers	SSW	20.7 mph / 33.3 km/h	-	N/A		Scattered Clouds
12:20 PM	48.2 °F / 9.0 °C	39.2 °F / 4.0 °C	71%	29.47 in / 998 hPa	6.2 miles / 10.0 kilometers	SSW	23.0 mph / 37.0 km/h	-	N/A		Partly Cloudy
12:50 PM	48.2 °F / 9.0 °C	39.2 °F / 4.0 °C	71%	29.47 in / 998 hPa	6.2 miles / 10.0 kilometers	SW	24.2 mph / 38.9 km/h	-	N/A		Partly Cloudy
1:50 PM	50.0 °F / 10.0 °C	37.4 °F / 3.0 °C	62%	29.47 in / 998 hPa	6.2 miles / 10.0 kilometers	SW	23.0 mph / 37.0 km/h	-	N/A		Scattered Clouds
2:20 PM	42.8 °F / 6.0 °C	37.4 °F / 3.0 °C	81%	29.47 in / 998 hPa	3.7 miles / 6.0 kilometers	SSW	20.7 mph / 33.3 km/h	-	N/A	Rain	Heavy Rain Showers
2:50 PM	48.2 °F / 9.0 °C	41.0 °F / 5.0 °C	76%	29.47 in / 998 hPa	6.2 miles / 10.0 kilometers	SW	21.9 mph / 35.2 km/h	-	N/A		Scattered Clouds

Weather Data (Spring – Low-rises)

Time(BST)	Temperature	Dew Point	Humidity	Sea Level Pressure	Visibility	Wind Direction	Wind Speed	Gust Speed	Precipitation	Events	Conditions
3:20 PM	46.4 °F / 8.0 °C	39.2 °F / 4.0 °C	76%	29.50 in / 999 hPa	6.2 miles / 10.0 kilometers	SW	24.2 mph / 38.9 km/h	-	N/A		Scattered Clouds
3:50 PM	46.4 °F / 8.0 °C	39.2 °F / 4.0 °C	76%	29.50 in / 999 hPa	6.2 miles / 10.0 kilometers	SSW	20.7 mph / 33.3 km/h	-	N/A		Scattered Clouds
4:20 PM	48.2 °F / 9.0 °C	37.4 °F / 3.0 °C	66%	29.50 in / 999 hPa	6.2 miles / 10.0 kilometers	SSW	20.7 mph / 33.3 km/h	-	N/A		Scattered Clouds
4:50 PM	46.4 °F / 8.0 °C	37.4 °F / 3.0 °C	71%	29.50 in / 999 hPa	6.2 miles / 10.0 kilometers	SSW	17.3 mph / 27.8 km/h	-	N/A		Scattered Clouds
5:20 PM	48.2 °F / 9.0 °C	39.2 °F / 4.0 °C	71%	29.47 in / 998 hPa	6.2 miles / 10.0 kilometers	SSW	15.0 mph / 24.1 km/h	-	N/A		Scattered Clouds
5:50 PM	48.2 °F / 9.0 °C	37.4 °F / 3.0 °C	66%	29.47 in / 998 hPa	6.2 miles / 10.0 kilometers	SW	17.3 mph / 27.8 km/h	-	N/A		Scattered Clouds
6:20 PM	46.4 °F / 8.0 °C	35.6 °F / 2.0 °C	66%	29.47 in / 998 hPa	6.2 miles / 10.0 kilometers	SSW	12.7 mph / 20.4 km/h	-	N/A		Scattered Clouds
6:50 PM	46.4 °F / 8.0 °C	35.6 °F / 2.0 °C	66%	29.47 in / 998 hPa	6.2 miles / 10.0 kilometers	SW	12.7 mph / 20.4 km/h	-	N/A		Scattered Clouds
7:20 PM	44.6 °F / 7.0 °C	37.4 °F / 3.0 °C	76%	29.47 in / 998 hPa	6.2 miles / 10.0 kilometers	SW	9.2 mph / 14.8 km/h	-	N/A		Scattered Clouds
7:50 PM	44.6 °F / 7.0 °C	37.4 °F / 3.0 °C	76%	29.47 in / 998 hPa	6.2 miles / 10.0 kilometers	SW	8.1 mph / 13.0 km/h	-	N/A		Scattered Clouds
8:20 PM	42.8 °F / 6.0 °C	35.6 °F / 2.0 °C	76%	29.44 in / 997 hPa	6.2 miles / 10.0 kilometers	SSW	8.1 mph / 13.0 km/h	-	N/A		Scattered Clouds
8:50 PM	42.8 °F / 6.0 °C	33.8 °F / 1.0 °C	70%	29.44 in / 997 hPa	6.2 miles / 10.0 kilometers	South	5.8 mph / 9.3 km/h	-	N/A		Partly Cloudy
9:20 PM	42.8 °F / 6.0 °C	33.8 °F / 1.0 °C	70%	29.44 in / 997 hPa	6.2 miles / 10.0 kilometers	SSE	5.8 mph / 9.3 km/h	-	N/A		Partly Cloudy

Weather Data (Spring – Low-rises)

Time(BST)	Temperature	Dew Point	Humidity	Sea Level Pressure	Visibility	Wind Direction	Wind Speed	Gust Speed	Precipitation	Events	Conditions
9:50 PM	41.0 °F / 5.0 °C	33.8 °F / 1.0 °C	76%	29.44 in / 997 hPa	-	East	5.8 mph / 9.3 km/h	-	N/A		Clear
10:20 PM	42.8 °F / 6.0 °C	32.0 °F / 0.0 °C	66%	29.42 in / 996 hPa	-	ESE	5.8 mph / 9.3 km/h	-	N/A		Clear
10:50 PM	41.0 °F / 5.0 °C	32.0 °F / 0.0 °C	70%	29.42 in / 996 hPa	-	East	5.8 mph / 9.3 km/h	-	N/A		Clear
11:20 PM	42.8 °F / 6.0 °C	33.8 °F / 1.0 °C	70%	29.39 in / 995 hPa	-	East	6.9 mph / 11.1 km/h	-	N/A		Clear
11:50 PM	42.8 °F / 6.0 °C	33.8 °F / 1.0 °C	70%	29.39 in / 995 hPa	6.2 miles / 10.0 kilometers	East	9.2 mph / 14.8 km/h	-	N/A		Partly Cloudy