Sketchbook 4

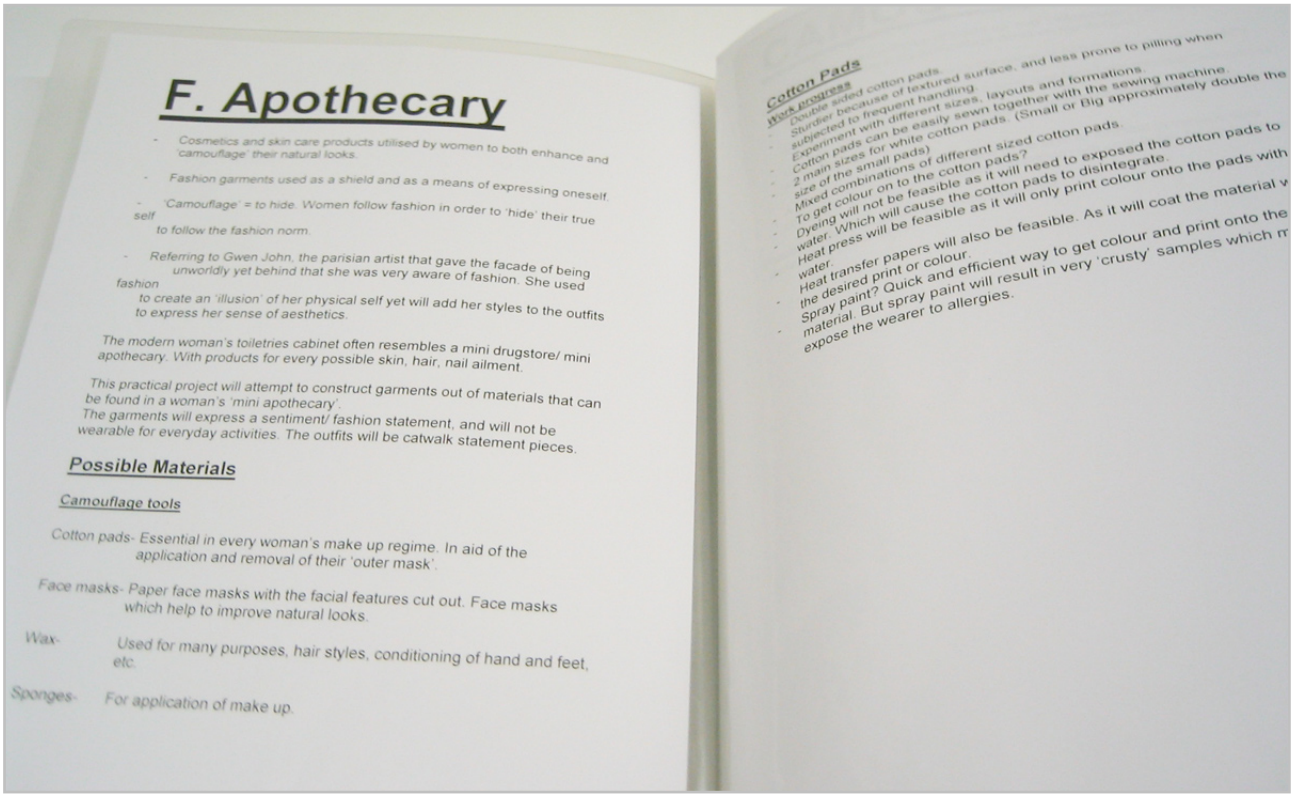

F. Apothecary

- Cosmetics and skin care products utilised by women to both enhance and 'camouflage' their natural looks.
- Fashion garments used as a shield and as a means of expressing oneself.
- 'Camouflage' = to hide. Women follow fashion in order to 'hide' their true self to follow the fashion norm.
- Referring to Gwen John, the parisian artist that gave the facade of being unworldly yet behind that she was very aware of fashion. She used fashion to create an 'illusion' of her physical self yet will add her styles to the outfits to express her sense of aesthetics.

The modern woman's toiletries cabinet often resembles a mini drugstore/ mini apothecary. With products for every possible skin, hair, nail ailment.

This practical project will attempt to construct garments out of materials that can be found in a woman's 'mini apothecary'.
The garments will express a sentiment/ fashion statement, and will not be wearable for everyday activities. The outfits will be catwalk statement pieces.

Possible Materials

Camouflage tools

Cotton pads- Essential in every woman's make up regime. In aid of the application and removal of their 'outer mask'.

Face masks- Paper face masks with the facial features cut out. Face masks which help to improve natural looks.

Wax- Used for many purposes, hair styles, conditioning of hand and feet, etc.

Sponges- For application of make up.

Cotton Pads

Work progress

- Double sided cotton pads.
- Sturdier because of textured surface, and less prone to pilling when subjected to frequent handling.
- Experiment with different sizes, layouts and formations.
- Cotton pads can be easily sewn together with the sewing machine.
- 2 main sizes for white cotton pads. (Small or Big approximately double the size of the small pads)
- Mixed combinations of different sized cotton pads.
- To get colour on to the cotton pads?
- Dyeing will not be feasible as it will need to exposed the cotton pads to water. Which will cause the cotton pads to disintegrate.
- Heat press will be feasible as it will only print colour onto the pads with water.
- Heat transfer papers will also be feasible. As it will coat the material w the desired print or colour.
- Spray paint? Quick and efficient way to get colour and print onto the material. But spray paint will result in very 'crusty' samples which m expose the wearer to allergies.

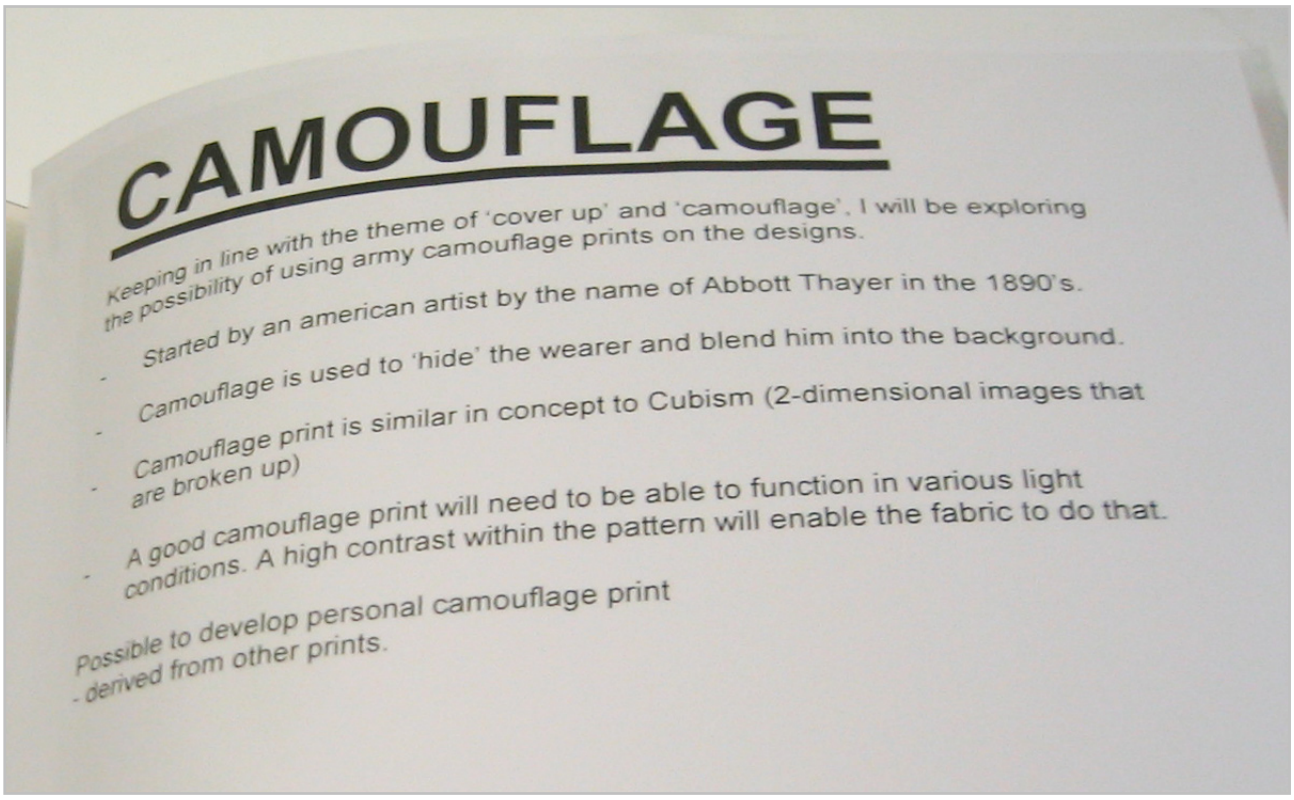

CAMOUFLAGE

Keeping in line with the theme of 'cover up' and 'camouflage', I will be exploring the possibility of using army camouflage prints on the designs.

- Started by an american artist by the name of Abbott Thayer in the 1890's.
- Camouflage is used to 'hide' the wearer and blend him into the background.
- Camouflage print is similar in concept to Cubism (2-dimensional images that are broken up)
- A good camouflage print will need to be able to function in various light conditions. A high contrast within the pattern will enable the fabric to do that.

Possible to develop personal camouflage print
- derived from other prints.

Sketchbooks 2-2

Dove
Body Silk
CLINIQUE
GARNIER
Lumia












K·L





Sketchbooks 2-12


K·L
K·L
K·L

K·L





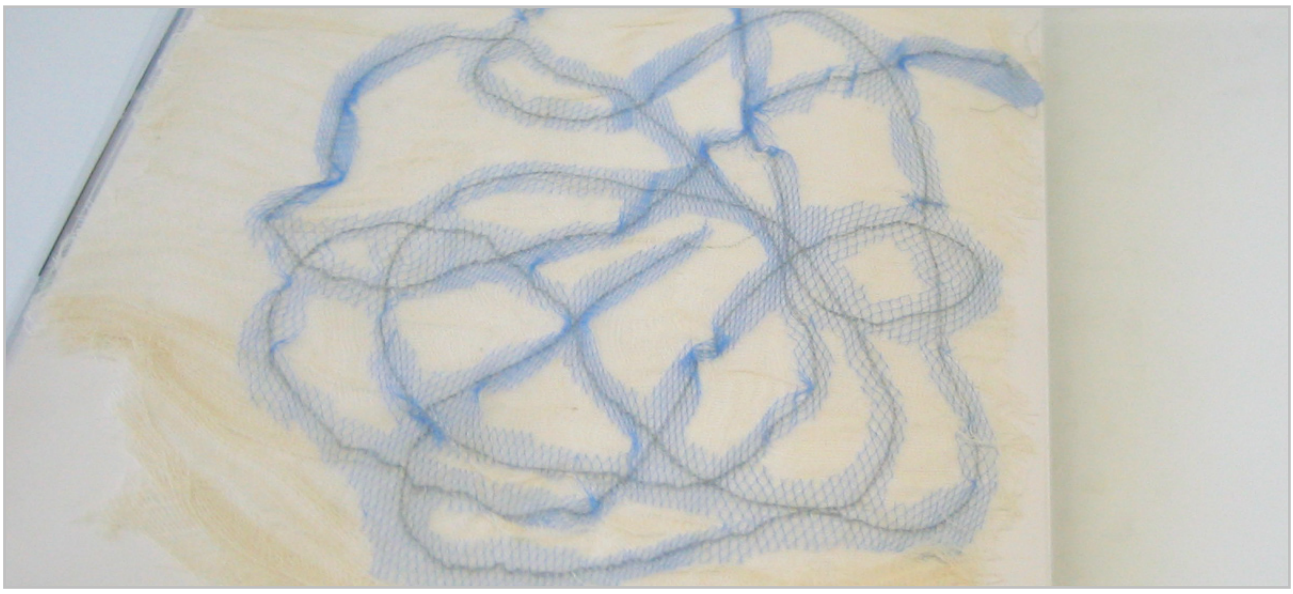

Sketchbook 7

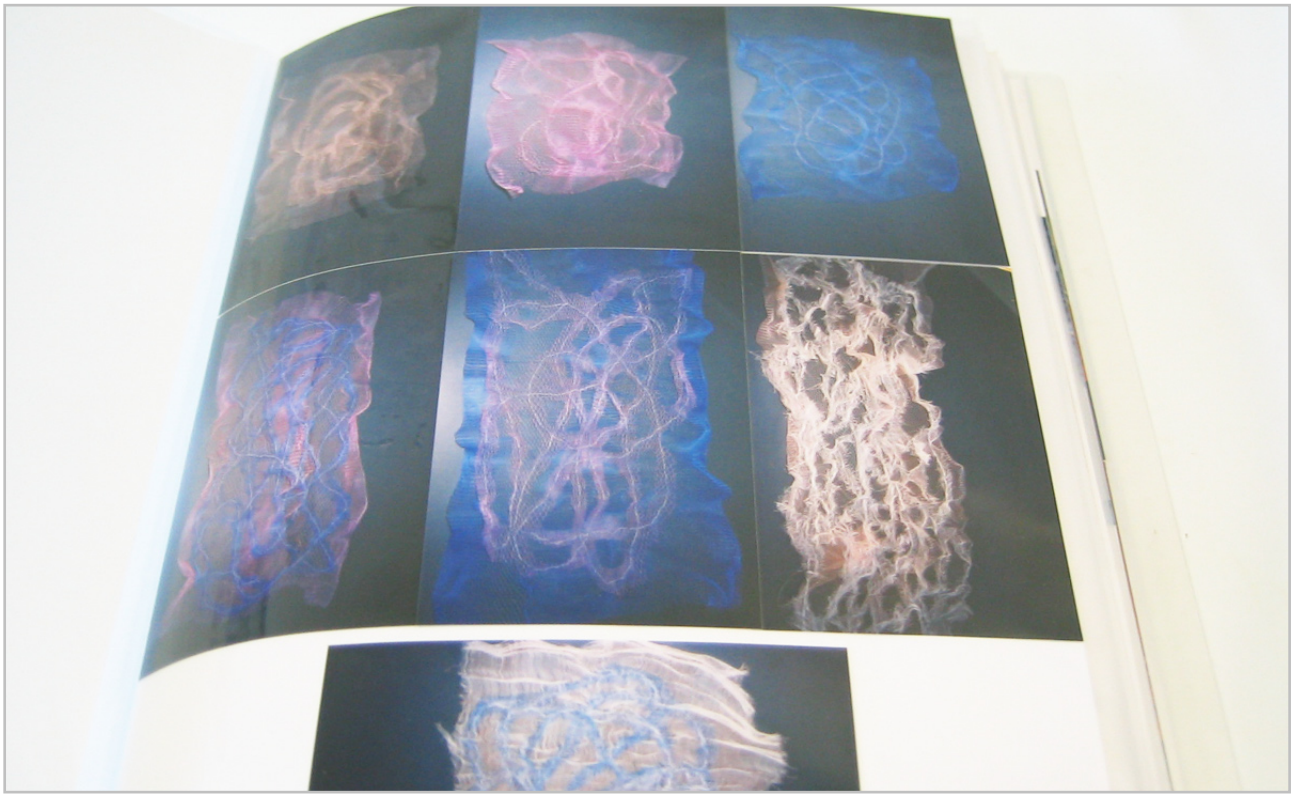

KL
KL


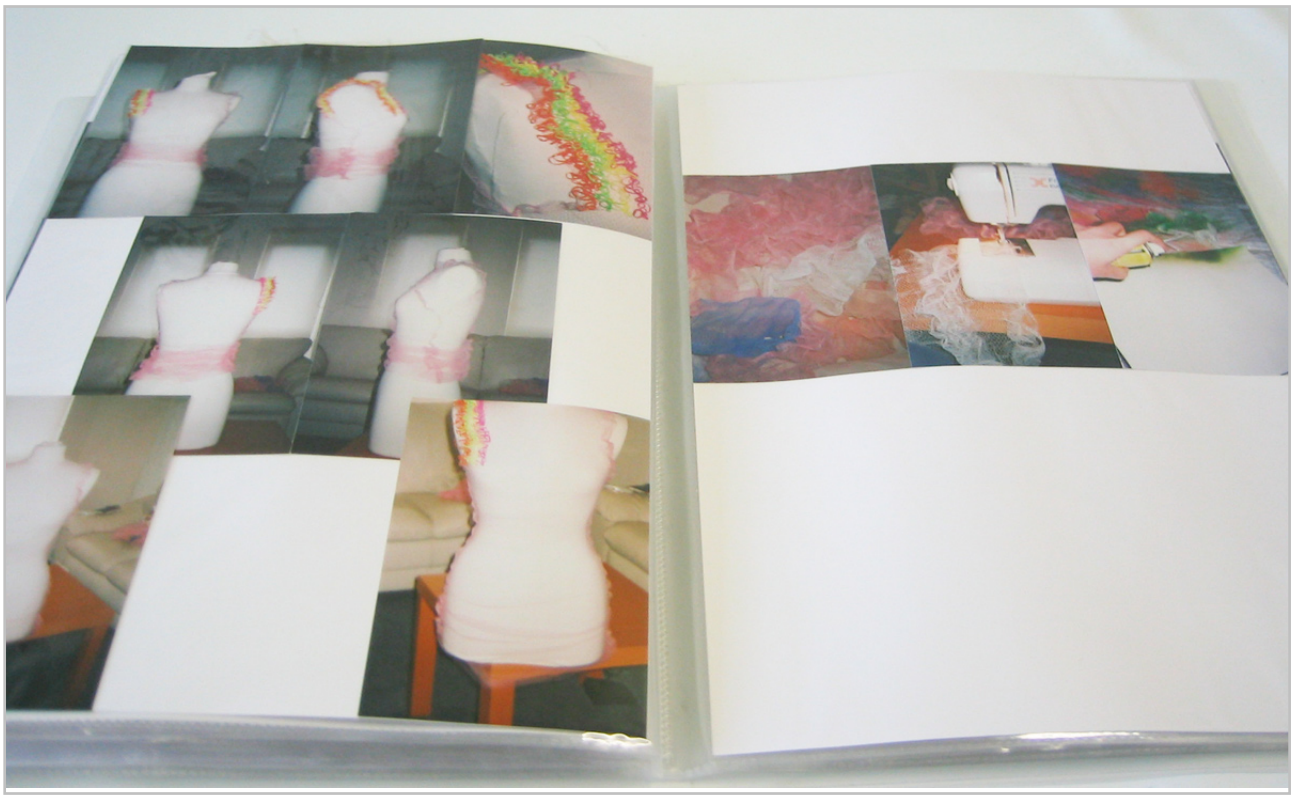
GALAXY
For Men
ONE SIZE
SUPERFIT
tights
LYCRA