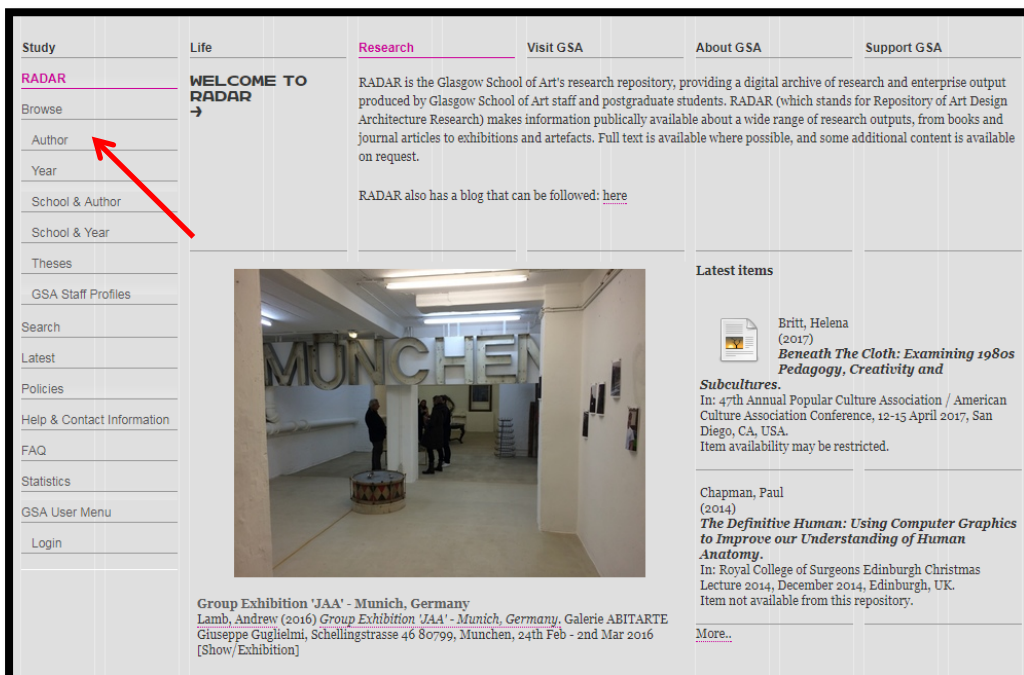


# How to export a list of your citations from RADAR

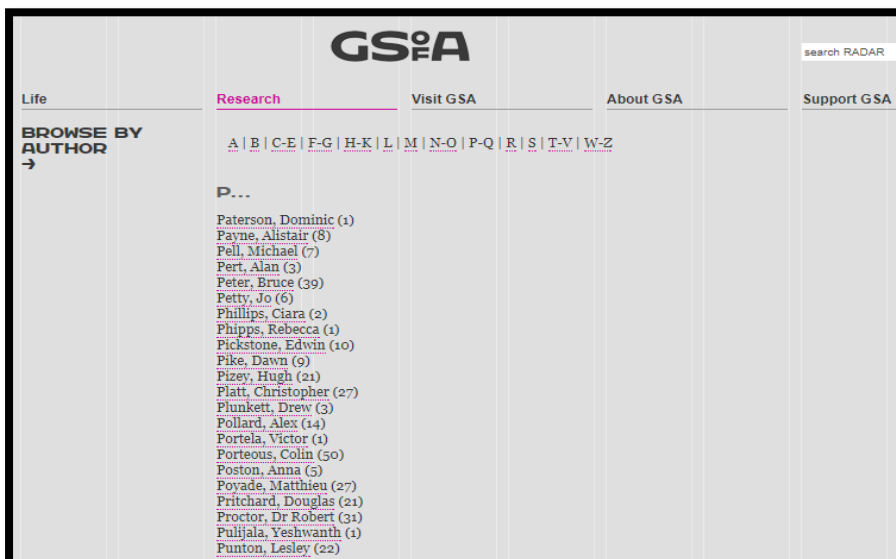
This guide will provide step by step instructions on how to export a list of your citations out of RADAR in several different formats and will also explain how to bulk upload your outputs from RADAR to sites such as ResearchGate.

## 1. How to create a list of your citations

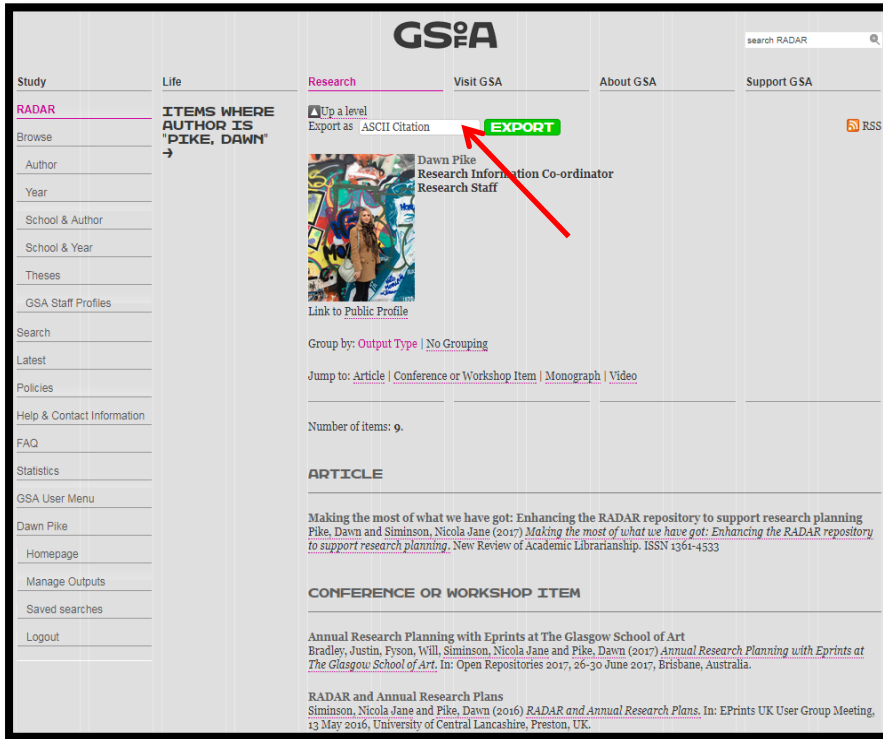
To begin click on the 'Author' option in the menu on the RADAR homepage (highlighted with a red arrow below).



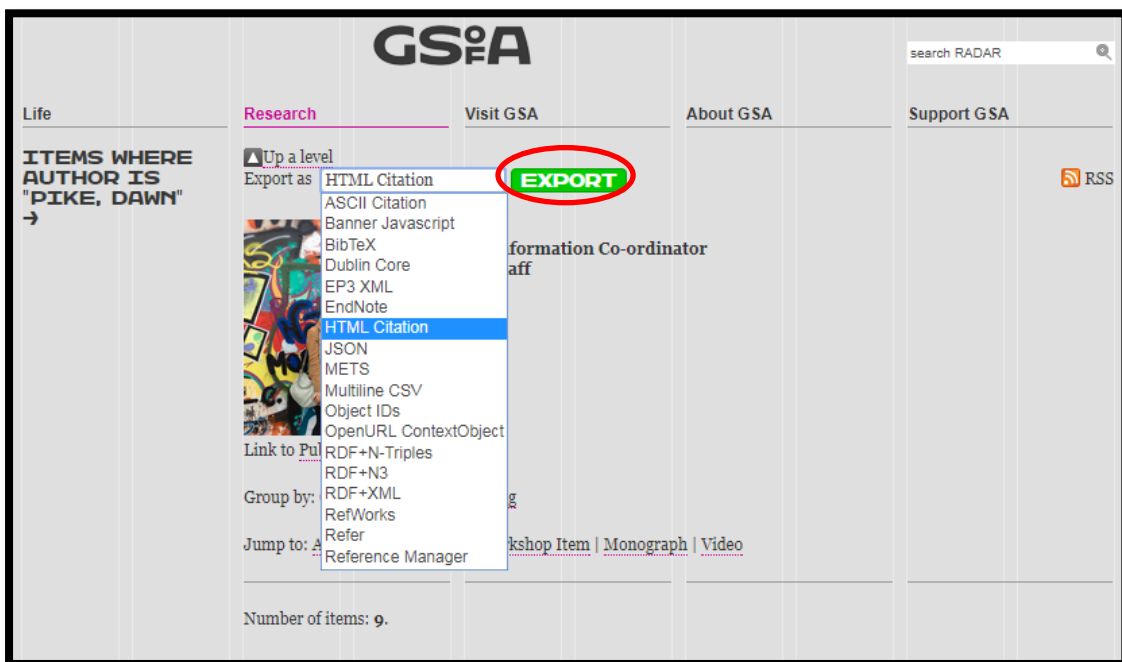
Once you have clicked on 'author', you will be taken to the screen below. Browse through the list to find your name and click on it.



Once you have clicked on your name you will be taken to a page which lists the research outputs you have added to RADAR. At the top of this screen you will see a box called 'Export as', this has been highlighted with a red arrow in the screenshot below:



Clicking on the 'Export as' option will reveal a drop down list of formats in which you can export your outputs. Select the format you would like from the drop down box and then click on the green export button (circled in the image below) to generate the file.



You should select 'HTML citation' if you would like a list of citations you can copy and paste into a document.

This is what an exported HTML citation will look like, to save this as a document simply copy and paste it into a Word doc or similar.

**Annual Research Planning with Eprints at The Glasgow School of Art**  
 Bradley, Justin, Fyson, Will, [Siminon, Nicola Jane](#) and [Pike, Dawn](#) (2017) *Annual Research Planning with Eprints at The Glasgow School of Art*. In: Open Repositories 2017, 26-30 June 2017, Brisbane, Australia.

**Making the most of what we have got: Enhancing the RADAR repository to support research planning**  
[Pike, Dawn](#) and [Siminon, Nicola Jane](#) (2017) *Making the most of what we have got: Enhancing the RADAR repository to support research planning*. New Review of Academic Librarianship. ISSN 1361-4533

**RADAR Takedown Procedure**  
[Pike, Dawn](#) (2017) *RADAR Takedown Procedure*. Documentation. The Glasgow School of Art.

**How to complete your Annual Research Plan in RADAR – a video guide**  
[Pike, Dawn](#) (2017) *How to complete your Annual Research Plan in RADAR – a video guide*. [Video]

**Copyright briefing paper**  
[Chappell, Duncan](#) and [Pike, Dawn](#) (2016) *Copyright briefing paper*. Documentation. The Glasgow School of Art.

**RADAR and Annual Research Plans**  
[Siminon, Nicola Jane](#) and [Pike, Dawn](#) (2016) *RADAR and Annual Research Plans*. In: EPrints UK User Group Meeting, 13 May 2016, University of Central Lancashire, Preston, UK.

**How to add dates to RADAR deposits**  
[Pike, Dawn](#) (2016) *How to add dates to RADAR deposits*. Documentation. The Glasgow School of Art.

**How to complete your Annual Research Plan in RADAR**  
[Pike, Dawn](#) (2016) *How to complete your Annual Research Plan in RADAR*. Documentation. The Glasgow School of Art.

**How to add a profile picture to RADAR**  
[Pike, Dawn](#) (2016) *How to add a profile picture to RADAR*. Documentation. The Glasgow School of Art.

## Other useful export options:

**Multiline CSV** – this will download your outputs into a spreadsheet format.

**Reflows and Endnote**– these formats enable you to export your outputs out of RADAR in the format used by reference management services such as Refworks and Endnote. By exporting your citations in these formats you will be able to bulk upload them to the reference management software you are using.

## 2. How to import RADAR citations into ResearchGate

**What is ResearchGate?** [Research Gate](#) is a popular social networking site which enables users to create a profile to promote their research and connect with researchers across the globe. It should be noted that using sites such as ResearchGate is voluntary and you should still deposit your research outputs in RADAR. The table below highlights the benefits of using RADAR:

	RADAR	ResearchGate
Checks uploaded documents do not infringe copyright	YES	NO
Business model	Non profit	Commercial, sells ads, job posting services
Sends you lots of emails (by default)	NO	YES
Wants your address book	NO	YES
Fulfil requirements of GSA and REF Open Access policies	YES	NO

This table is a derivative of one created by [University of California OSC](#), used under CC BY 4.0

## **How to import citations from RADAR to ResearchGate:**

If you would like to list publications you already have in RADAR in ResearchGate you can use their reference manager tool to import all your papers in one upload. This tool can import publications in **Bibtex, XML, Endnote** or **RIS\*** formats. All of these formats are available in the '**Export as**' drop down box shown on page two of this guide.

**\*RIS = 'Research Information System' format. Refworks, Reference Manager and Endnote are the RIS formats available in RADAR.**

Guidance on how to use Research Gate's reference manager tool can be found at the following link under the section '*Can I add several publications to my profile at once?*':

<https://explore.researchgate.net/display/support/Adding+research>

*If you require any assistance with exporting a list of your citations from RADAR please do not hesitate to contact the RADAR team (radar@gsa.ac.uk) - we will be happy to help!*