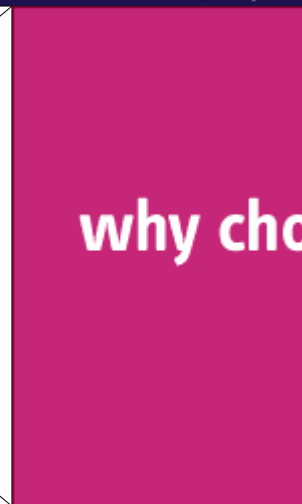

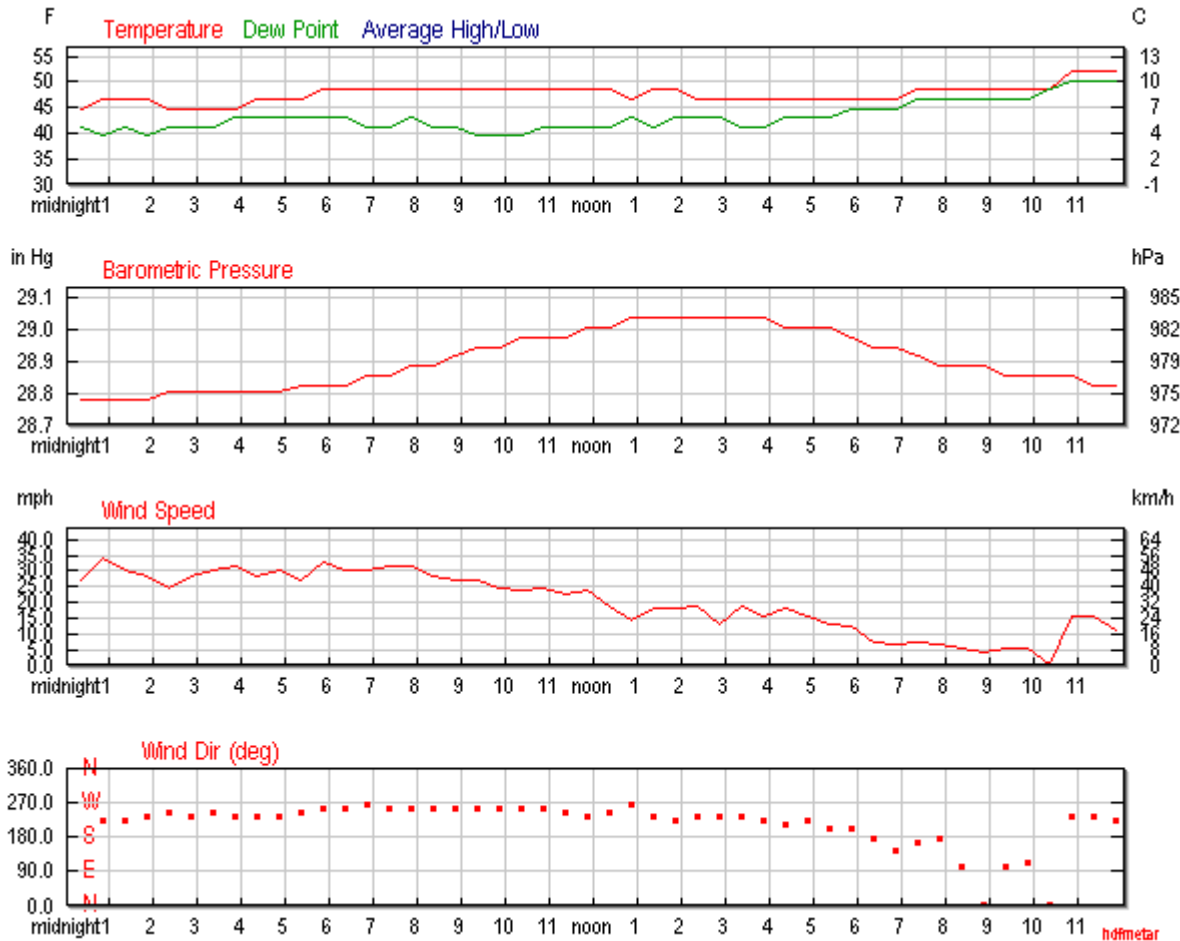


Weather Data (04 Dec to 10 Dec 2006) - Online

| Daily Summary for December 4, 2006 Next Day » | | | |
|--|----------------------------|--------------------------------|--------|
| | Actual | Average | Record |
| Temperature | | | |
| Mean Temperature | 48 °F / 9 °C | - | |
| Max Temperature | 51 °F / 11 °C | - | - () |
| Min Temperature | 44 °F / 7 °C | - | - () |
| Degree Days | | | |
| Heating Degree Days | 18 | | |
| Moisture | | | |
| Dew Point | 40 °F / 4 °C | | |
| Average Humidity | 81 | | |
| Maximum Humidity | 100 | | |
| Minimum Humidity | 71 | | |
| Precipitation | | | |
| Precipitation | 0.00 in / 0.0 cm | - | - () |
| Sea Level Pressure | | | |
| Sea Level Pressure | 28.90 in / 974 hPa | | |
| Wind | | | |
| Wind Speed | 24 mph / 39 km/h () | | |
| Max Wind Speed | 33 mph / 54 km/h | | |
| Max Gust Speed | 48 mph / 78 km/h | | |
| Visibility | 5.3 miles / 8.8 kilometers | | |
| Events | Rain | | |
| T = Trace of Precipitation, MM = Missing Value | | Source: Averaged Metar Reports | |



Weather Data (04 Dec to 10 Dec 2006) - Online



Astronomy History:

| December 4, 2006 | | Rise: | Set: |
|--------------------------|--|--------------------|--------------------|
| Actual Time | | 8:28 AM GMT | 3:41 PM GMT |
| Civil Twilight | | 7:42 AM GMT | 4:30 PM GMT |
| Nautical Twilight | | 6:54 AM GMT | 5:20 PM GMT |
| Astronomical Twilight | | 6:09 AM GMT | 6:05 PM GMT |
| Moon | | 2:35 PM GMT (12/4) | 8:22 PM GMT (12/4) |
| Length Of Visible Light: | | 8h 50m | |
| Length of Day | | 7h 18m | |

Full Moon, 100% Moon Illumination



Weather Data (04 Dec to 10 Dec 2006) - Online



For more information about the solar system,
» [View the Full Star Chart!](#)

Hourly Observations

| Time(GMT) | Temperature | Dew Point | Humidity | Sea Level Pressure | Visibility | Wind Direction | Wind Speed | Gust Speed | Precipitation | Events | Conditions |
|-----------|---------------------|---------------------|----------|-----------------------|--------------------------------|----------------|---------------------------------------|---------------------------------------|---------------|--------|--------------------|
| 12:20 AM | 44.6 °F / 7.0 °C | 41.0 °F / 5.0 °C | 87% | 28.77 in / 974 hPa | - | SW | 26.5 mph / 42.6 km/h / 11.8 m/s | 40.3 mph / 64.8 km/h / 18.0 m/s | N/A | Rain | Rain |
| 12:50 AM | 46.4 °F / 8.0 °C | 39.2 °F / 4.0 °C | 76% | 28.77 in / 974 hPa | 6.2 miles / 10.0 kilometers | SW | 33.4 mph / 53.7 km/h / 14.9 m/s | - | N/A | Rain | Light Rain |
| 1:20 AM | 46.4 °F / 8.0 °C | 41.0 °F / 5.0 °C | 81% | 28.77 in / 974 hPa | 5.6 miles / 9.0 kilometers | SW | 29.9 mph / 48.2 km/h / 13.4 m/s | 43.7 mph / 70.4 km/h / 19.5 m/s | N/A | Rain | Light Rain Showers |
| 1:50 AM | 46.4 °F / 8.0 °C | 39.2 °F / 4.0 °C | 76% | 28.77 in / 974 hPa | 5.6 miles / 9.0 kilometers | SW | 27.6 mph / 44.4 km/h / 12.3 m/s | 46.0 mph / 74.1 km/h / 20.6 m/s | N/A | Rain | Light Rain Showers |
| 2:20 AM | 44.6 °F / 7.0 °C | 41.0 °F / 5.0 °C | 87% | 28.80 in / 975 hPa | 3.7 miles / 6.0 kilometers | WSW | 24.2 mph / 38.9 km/h / 10.8 m/s | - | N/A | Rain | Rain |
| 2:50 AM | 44.6 °F / 7.0 °C | 41.0 °F / 5.0 °C | 87% | 28.80 in / 975 hPa | 3.1 miles / 5.0 kilometers | SW | 27.6 mph / 44.4 km/h / 12.3 m/s | - | N/A | Rain | Rain |
| 3:20 AM | 44.6 °F / 7.0 °C | 41.0 °F / 5.0 °C | 87% | 28.80 in / 975 hPa | 3.1 miles / 5.0 kilometers | WSW | 29.9 mph / 48.2 km/h / 13.4 m/s | 42.6 mph / 68.5 km/h / 19.0 m/s | N/A | Rain | Light Rain |
| 3:50 AM | 44.6 °F / 7.0 °C | 42.8 °F / 6.0 °C | 93% | 28.80 in / 975 hPa | - | SW | 31.1 mph / 50.0 km/h / 13.9 m/s | - | N/A | Rain | Light Rain |
| 4:20 AM | 46.4 °F / 8.0 °C | 42.8 °F / 6.0 °C | 87% | 28.80 in / 975 hPa | 6.2 miles / 10.0 kilometers | SW | 27.6 mph / 44.4 km/h / | 39.1 mph / 63.0 km/h / | N/A | Rain | Light Rain |

Weather Data (04 Dec to 10 Dec 2006) - Online

| Time(GMT) | Temperature | Dew Point | Humidity | Sea Level Pressure | Visibility | Wind Direction | Wind Speed | Gust Speed | Precipitation | Events | Conditions |
|-----------|---------------------|---------------------|----------|-----------------------|--------------------------------|----------------|---------------------------------------|---------------------------------------|---------------|--------|--------------------|
| | | | | | | | 12.3 m/s | 17.5 m/s | | | |
| 4:50 AM | 46.4 °F / 8.0 °C | 42.8 °F / 6.0 °C | 87% | 28.80 in / 975 hPa | 6.2 miles / 10.0 kilometers | SW | 29.9 mph / 48.2 km/h / 13.4 m/s | 44.9 mph / 72.2 km/h / 20.1 m/s | N/A | Rain | Light Rain |
| 5:20 AM | 46.4 °F / 8.0 °C | 42.8 °F / 6.0 °C | 87% | 28.82 in / 976 hPa | 3.7 miles / 6.0 kilometers | WSW | 26.5 mph / 42.6 km/h / 11.8 m/s | - | N/A | Rain | Light Rain Showers |
| 5:50 AM | 48.2 °F / 9.0 °C | 42.8 °F / 6.0 °C | 82% | 28.82 in / 976 hPa | 5.6 miles / 9.0 kilometers | WSW | 32.2 mph / 51.9 km/h / 14.4 m/s | 47.2 mph / 75.9 km/h / 21.1 m/s | N/A | Rain | Light Rain |
| 6:20 AM | 48.2 °F / 9.0 °C | 42.8 °F / 6.0 °C | 82% | 28.82 in / 976 hPa | 4.3 miles / 7.0 kilometers | WSW | 29.9 mph / 48.2 km/h / 13.4 m/s | 48.3 mph / 77.8 km/h / 21.6 m/s | N/A | Rain | Light Rain Showers |
| 6:50 AM | 48.2 °F / 9.0 °C | 41.0 °F / 5.0 °C | 76% | 28.85 in / 977 hPa | 6.2 miles / 10.0 kilometers | West | 29.9 mph / 48.2 km/h / 13.4 m/s | 44.9 mph / 72.2 km/h / 20.1 m/s | N/A | Rain | Light Rain Showers |
| 7:20 AM | 48.2 °F / 9.0 °C | 41.0 °F / 5.0 °C | 76% | 28.85 in / 977 hPa | 6.2 miles / 10.0 kilometers | WSW | 31.1 mph / 50.0 km/h / 13.9 m/s | 46.0 mph / 74.1 km/h / 20.6 m/s | N/A | | Mostly Cloudy |
| 7:50 AM | 48.2 °F / 9.0 °C | 42.8 °F / 6.0 °C | 82% | 28.88 in / 978 hPa | 3.7 miles / 6.0 kilometers | WSW | 31.1 mph / 50.0 km/h / 13.9 m/s | 43.7 mph / 70.4 km/h / 19.5 m/s | N/A | Rain | Light Rain Showers |
| 8:20 AM | 48.2 °F / 9.0 °C | 41.0 °F / 5.0 °C | 76% | 28.88 in / 978 hPa | 6.2 miles / 10.0 kilometers | WSW | 27.6 mph / 44.4 km/h / 12.3 m/s | 41.4 mph / 66.7 km/h / 18.5 m/s | N/A | | Unknown |
| 8:50 AM | 48.2 °F / 9.0 °C | 41.0 °F / 5.0 °C | 76% | 28.91 in / 979 hPa | 6.2 miles / 10.0 kilometers | WSW | 26.5 mph / 42.6 km/h / 11.8 m/s | 38.0 mph / 61.1 km/h / 17.0 m/s | N/A | | Unknown |

Weather Data (04 Dec to 10 Dec 2006) - Online

| Time(GMT) | Temperature | Dew Point | Humidity | Sea Level Pressure | Visibility | Wind Direction | Wind Speed | Gust Speed | Precipitation | Events | Conditions |
|-----------|---------------------|---------------------|----------|-----------------------|--------------------------------|----------------|---------------------------------------|---------------------------------------|---------------|--------|---------------------|
| 9:20 AM | 48.2 °F / 9.0 °C | 39.2 °F / 4.0 °C | 71% | 28.94 in / 980 hPa | 6.2 miles / 10.0 kilometers | WSW | 26.5 mph / 42.6 km/h / 11.8 m/s | 40.3 mph / 64.8 km/h / 18.0 m/s | N/A | | Scattered Clouds |
| 9:50 AM | 48.2 °F / 9.0 °C | 39.2 °F / 4.0 °C | 71% | 28.94 in / 980 hPa | 6.2 miles / 10.0 kilometers | WSW | 24.2 mph / 38.9 km/h / 10.8 m/s | 38.0 mph / 61.1 km/h / 17.0 m/s | N/A | | Scattered Clouds |
| 10:20 AM | 48.2 °F / 9.0 °C | 39.2 °F / 4.0 °C | 71% | 28.97 in / 981 hPa | 6.2 miles / 10.0 kilometers | WSW | 23.0 mph / 37.0 km/h / 10.3 m/s | - | N/A | | Unknown |
| 10:50 AM | 48.2 °F / 9.0 °C | 41.0 °F / 5.0 °C | 76% | 28.97 in / 981 hPa | 6.2 miles / 10.0 kilometers | WSW | 24.2 mph / 38.9 km/h / 10.8 m/s | 35.7 mph / 57.4 km/h / 15.9 m/s | N/A | | Scattered Clouds |
| 11:20 AM | 48.2 °F / 9.0 °C | 41.0 °F / 5.0 °C | 76% | 28.97 in / 981 hPa | 6.2 miles / 10.0 kilometers | WSW | 21.9 mph / 35.2 km/h / 9.8 m/s | - | N/A | | Scattered Clouds |
| 11:50 AM | 48.2 °F / 9.0 °C | 41.0 °F / 5.0 °C | 76% | 29.00 in / 982 hPa | 6.2 miles / 10.0 kilometers | SW | 23.0 mph / 37.0 km/h / 10.3 m/s | - | N/A | | Scattered Clouds |
| 12:20 PM | 48.2 °F / 9.0 °C | 41.0 °F / 5.0 °C | 76% | 29.00 in / 982 hPa | 6.2 miles / 10.0 kilometers | WSW | 18.4 mph / 29.6 km/h / 8.2 m/s | - | N/A | | Unknown |
| 12:50 PM | 46.4 °F / 8.0 °C | 42.8 °F / 6.0 °C | 87% | 29.03 in / 983 hPa | 6.2 miles / 10.0 kilometers | West | 13.8 mph / 22.2 km/h / 6.2 m/s | - | N/A | | Unknown |
| 1:20 PM | 48.2 °F / 9.0 °C | 41.0 °F / 5.0 °C | 76% | 29.03 in / 983 hPa | 6.2 miles / 10.0 kilometers | SW | 17.3 mph / 27.8 km/h / 7.7 m/s | - | N/A | | Unknown |
| 1:50 PM | 48.2 °F / 9.0 °C | 42.8 °F / 6.0 °C | 82% | 29.03 in / 983 hPa | 6.2 miles / 10.0 kilometers | SW | 17.3 mph / 27.8 km/h / | - | N/A | | Unknown |

Weather Data (04 Dec to 10 Dec 2006) - Online

| Time(GMT) | Temperature | Dew Point | Humidity | Sea Level Pressure | Visibility | Wind Direction | Wind Speed | Gust Speed | Precipitation | Events | Conditions |
|-----------|---------------------|---------------------|----------|-----------------------|--------------------------------|----------------|--------------------------------------|------------|---------------|--------|--------------------|
| | | | | | | | 7.7 m/s | | | | |
| 2:20 PM | 46.4 °F / 8.0 °C | 42.8 °F / 6.0 °C | 87% | 29.03 in / 983 hPa | 6.2 miles / 10.0 kilometers | SW | 18.4 mph / 29.6 km/h / 8.2 m/s | - | N/A | Rain | Light Rain Showers |
| 2:50 PM | 46.4 °F / 8.0 °C | 42.8 °F / 6.0 °C | 87% | 29.03 in / 983 hPa | 6.2 miles / 10.0 kilometers | SW | 12.7 mph / 20.4 km/h / 5.7 m/s | - | N/A | | Mostly Cloudy |
| 3:20 PM | 46.4 °F / 8.0 °C | 41.0 °F / 5.0 °C | 81% | 29.03 in / 983 hPa | 6.2 miles / 10.0 kilometers | SW | 18.4 mph / 29.6 km/h / 8.2 m/s | - | N/A | | Scattered Clouds |
| 3:50 PM | 46.4 °F / 8.0 °C | 41.0 °F / 5.0 °C | 81% | 29.03 in / 983 hPa | 6.2 miles / 10.0 kilometers | SW | 15.0 mph / 24.1 km/h / 6.7 m/s | - | N/A | | Scattered Clouds |
| 4:20 PM | 46.4 °F / 8.0 °C | 42.8 °F / 6.0 °C | 87% | 29.00 in / 982 hPa | 6.2 miles / 10.0 kilometers | SSW | 17.3 mph / 27.8 km/h / 7.7 m/s | - | N/A | | Scattered Clouds |
| 4:50 PM | 46.4 °F / 8.0 °C | 42.8 °F / 6.0 °C | 87% | 29.00 in / 982 hPa | 6.2 miles / 10.0 kilometers | SW | 15.0 mph / 24.1 km/h / 6.7 m/s | - | N/A | | Scattered Clouds |
| 5:20 PM | 46.4 °F / 8.0 °C | 42.8 °F / 6.0 °C | 87% | 29.00 in / 982 hPa | 6.2 miles / 10.0 kilometers | SSW | 12.7 mph / 20.4 km/h / 5.7 m/s | - | N/A | Rain | Light Rain |
| 5:50 PM | 46.4 °F / 8.0 °C | 44.6 °F / 7.0 °C | 93% | 28.97 in / 981 hPa | 6.2 miles / 10.0 kilometers | SSW | 11.5 mph / 18.5 km/h / 5.1 m/s | - | N/A | Rain | Light Rain |
| 6:20 PM | 46.4 °F / 8.0 °C | 44.6 °F / 7.0 °C | 93% | 28.94 in / 980 hPa | 5.6 miles / 9.0 kilometers | South | 6.9 mph / 11.1 km/h / 3.1 m/s | - | N/A | Rain | Light Rain |

Weather Data (04 Dec to 10 Dec 2006) - Online

| Time(GMT) | Temperature | Dew Point | Humidity | Sea Level Pressure | Visibility | Wind Direction | Wind Speed | Gust Speed | Precipitation | Events | Conditions |
|-----------|----------------------|----------------------|----------|-----------------------|--------------------------------|----------------|--------------------------------------|------------|---------------|--------|--------------------|
| 6:50 PM | 46.4 °F / 8.0 °C | 44.6 °F / 7.0 °C | 93% | 28.94 in / 980 hPa | 6.2 miles / 10.0 kilometers | SE | 5.8 mph / 9.3 km/h / 2.6 m/s | - | N/A | Rain | Light Rain |
| 7:20 PM | 48.2 °F / 9.0 °C | 46.4 °F / 8.0 °C | 93% | 28.91 in / 979 hPa | 6.2 miles / 10.0 kilometers | SSE | 6.9 mph / 11.1 km/h / 3.1 m/s | - | N/A | Rain | Light Rain |
| 7:50 PM | 48.2 °F / 9.0 °C | 46.4 °F / 8.0 °C | 93% | 28.88 in / 978 hPa | 6.2 miles / 10.0 kilometers | South | 5.8 mph / 9.3 km/h / 2.6 m/s | - | N/A | Rain | Light Rain |
| 8:20 PM | 48.2 °F / 9.0 °C | 46.4 °F / 8.0 °C | 93% | 28.88 in / 978 hPa | 6.2 miles / 10.0 kilometers | East | 4.6 mph / 7.4 km/h / 2.1 m/s | - | N/A | Rain | Light Rain |
| 8:50 PM | 48.2 °F / 9.0 °C | 46.4 °F / 8.0 °C | 93% | 28.88 in / 978 hPa | 6.2 miles / 10.0 kilometers | Variable | 3.5 mph / 5.6 km/h / 1.5 m/s | - | N/A | Rain | Light Rain |
| 9:20 PM | 48.2 °F / 9.0 °C | 46.4 °F / 8.0 °C | 93% | 28.85 in / 977 hPa | 3.7 miles / 6.0 kilometers | East | 4.6 mph / 7.4 km/h / 2.1 m/s | - | N/A | Rain | Light Rain |
| 9:50 PM | 48.2 °F / 9.0 °C | 46.4 °F / 8.0 °C | 93% | 28.85 in / 977 hPa | - | ESE | 4.6 mph / 7.4 km/h / 2.1 m/s | - | N/A | Rain | Light Rain |
| 10:20 PM | 48.2 °F / 9.0 °C | 48.2 °F / 9.0 °C | 100% | 28.85 in / 977 hPa | 6.2 miles / 10.0 kilometers | Calm | Calm | - | N/A | | Mostly Cloudy |
| 10:50 PM | 51.8 °F / 11.0 °C | 50.0 °F / 10.0 °C | 94% | 28.85 in / 977 hPa | 6.2 miles / 10.0 kilometers | SW | 15.0 mph / 24.1 km/h / 6.7 m/s | - | N/A | Rain | Light Rain |
| 11:20 PM | 51.8 °F / 11.0 °C | 50.0 °F / 10.0 °C | 94% | 28.82 in / 976 hPa | 6.2 miles / 10.0 kilometers | SW | 15.0 mph / 24.1 km/h / 6.7 m/s | - | N/A | Rain | Light Rain Showers |

Weather Data (04 Dec to 10 Dec 2006) - Online

| Time(GMT) | Temperature | Dew Point | Humidity | Sea Level Pressure | Visibility | Wind Direction | Wind Speed | Gust Speed | Precipitation | Events | Conditions |
|-----------|----------------------|----------------------|----------|-----------------------|--------------------------------|----------------|--------------------------------------|------------|---------------|--------|--------------------|
| 11:50 PM | 51.8 °F / 11.0 °C | 50.0 °F / 10.0 °C | 94% | 28.82 in / 976 hPa | 6.2 miles / 10.0 kilometers | SW | 10.4 mph / 16.7 km/h / 4.6 m/s | - | N/A | Rain | Light Rain Showers |

Daily Summary for December 5, 2006

[Next Day »](#)

| | Actual | Average | Record |
|---------------------|----------------------------|---------|--------|
| Temperature | | | |
| Mean Temperature | 45 °F / 8 °C | - | |
| Max Temperature | 51 °F / 11 °C | - | - () |
| Min Temperature | 39 °F / 4 °C | - | - () |
| Degree Days | | | |
| Heating Degree Days | 20 | | |
| Moisture | | | |
| Dew Point | 47 °F / 9 °C | | |
| Average Humidity | 88 | | |
| Maximum Humidity | 94 | | |
| Minimum Humidity | 81 | | |
| Precipitation | | | |
| Precipitation | 0.00 in / 0.0 cm | - | - () |
| Sea Level Pressure | | | |
| Sea Level Pressure | 28.81 in / 976 hPa | | |
| Wind | | | |
| Wind Speed | 10 mph / 17 km/h () | | |
| Max Wind Speed | 17 mph / 28 km/h | | |
| Max Gust Speed | - | | |
| Visibility | 6.0 miles / 9.7 kilometers | | |
| Events | Rain | | |

Astronomy History:

| December 5, 2006 | Rise: | Set: |
|--------------------------|-----------------------|-----------------------|
| Actual Time | 8:29 AM GMT | 3:46 PM GMT |
| Civil Twilight | 7:43 AM GMT | 4:32 PM GMT |
| Nautical Twilight | 6:55 AM GMT | 5:20 PM GMT |
| Astronomical Twilight | 6:10 AM GMT | 6:05 PM GMT |
| Moon | 3:14 PM GMT (12/5) | 9:52 AM GMT (12/5) |
| Length Of Visible Light: | 8h 48m | |
| Length of Day | 7h 16m | |

Full Moon, 100% Moon Illumination

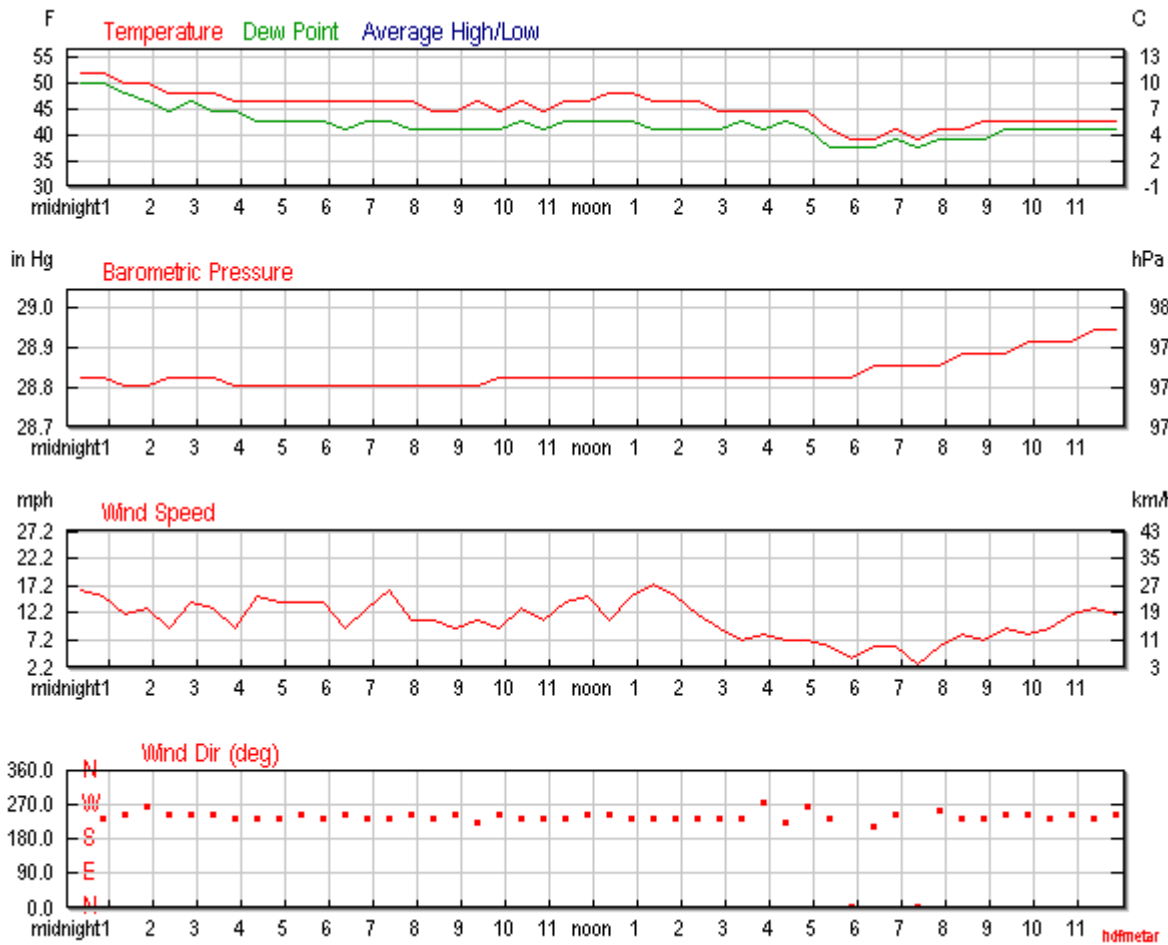


For more information about the solar system,
 » [View the Full Star Chart!](#)

Weather Data (04 Dec to 10 Dec 2006) - Online

T = Trace of Precipitation, MM = Missing Value

Source: Averaged Metar Reports



Hourly Observations

Weather Data (04 Dec to 10 Dec 2006) - Online

| Time(GMT) | Temperature | Dew Point | Humidity | Sea Level Pressure | Visibility | Wind Direction | Wind Speed | Gust Speed | Precipitation | Events | Conditions |
|-----------|----------------------|----------------------|----------|-----------------------|--------------------------------|----------------|--------------------------------------|------------|---------------|--------|--------------------|
| 12:20 AM | 51.8 °F / 11.0 °C | 50.0 °F / 10.0 °C | 94% | 28.82 in / 976 hPa | 5.6 miles / 9.0 kilometers | SW | 16.1 mph / 25.9 km/h / 7.2 m/s | - | N/A | Rain | Light Rain |
| 12:50 AM | 51.8 °F / 11.0 °C | 50.0 °F / 10.0 °C | 94% | 28.82 in / 976 hPa | 6.2 miles / 10.0 kilometers | SW | 15.0 mph / 24.1 km/h / 6.7 m/s | - | N/A | Rain | Light Rain |
| 1:20 AM | 50.0 °F / 10.0 °C | 48.2 °F / 9.0 °C | 94% | 28.80 in / 975 hPa | 6.2 miles / 10.0 kilometers | WSW | 11.5 mph / 18.5 km/h / 5.1 m/s | - | N/A | Rain | Light Rain |
| 1:50 AM | 50.0 °F / 10.0 °C | 46.4 °F / 8.0 °C | 87% | 28.80 in / 975 hPa | 5.0 miles / 8.0 kilometers | West | 12.7 mph / 20.4 km/h / 5.7 m/s | - | N/A | Rain | Light Rain Showers |
| 2:20 AM | 48.2 °F / 9.0 °C | 44.6 °F / 7.0 °C | 87% | 28.82 in / 976 hPa | 6.2 miles / 10.0 kilometers | WSW | 9.2 mph / 14.8 km/h / 4.1 m/s | - | N/A | | Scattered Clouds |
| 2:50 AM | 48.2 °F / 9.0 °C | 46.4 °F / 8.0 °C | 93% | 28.82 in / 976 hPa | 6.2 miles / 10.0 kilometers | WSW | 13.8 mph / 22.2 km/h / 6.2 m/s | - | N/A | | Scattered Clouds |
| 3:20 AM | 48.2 °F / 9.0 °C | 44.6 °F / 7.0 °C | 87% | 28.82 in / 976 hPa | 6.2 miles / 10.0 kilometers | WSW | 12.7 mph / 20.4 km/h / 5.7 m/s | - | N/A | | Scattered Clouds |
| 3:50 AM | 46.4 °F / 8.0 °C | 44.6 °F / 7.0 °C | 93% | 28.80 in / 975 hPa | 6.2 miles / 10.0 kilometers | SW | 9.2 mph / 14.8 km/h / 4.1 m/s | - | N/A | | Scattered Clouds |
| 4:20 AM | 46.4 °F / 8.0 °C | 42.8 °F / 6.0 °C | 87% | 28.80 in / 975 hPa | 6.2 miles / 10.0 kilometers | SW | 15.0 mph / 24.1 km/h / 6.7 m/s | - | N/A | | Partly Cloudy |
| 4:50 AM | 46.4 °F / 8.0 °C | 42.8 °F / 6.0 °C | 87% | 28.80 in / 975 hPa | 6.2 miles / 10.0 kilometers | SW | 13.8 mph / 22.2 km/h / | - | N/A | | Unknown |

Weather Data (04 Dec to 10 Dec 2006) - Online

| Time(GMT) | Temperature | Dew Point | Humidity | Sea Level Pressure | Visibility | Wind Direction | Wind Speed | Gust Speed | Precipitation | Events | Conditions |
|-----------|---------------------|---------------------|----------|-----------------------|--------------------------------|----------------|--------------------------------------|------------|---------------|--------|------------------|
| | | | | | | | 6.2 m/s | | | | |
| 5:20 AM | 46.4 °F / 8.0 °C | 42.8 °F / 6.0 °C | 87% | 28.80 in / 975 hPa | 6.2 miles / 10.0 kilometers | WSW | 13.8 mph / 22.2 km/h / 6.2 m/s | - | N/A | | Unknown |
| 5:50 AM | 46.4 °F / 8.0 °C | 42.8 °F / 6.0 °C | 87% | 28.80 in / 975 hPa | 6.2 miles / 10.0 kilometers | SW | 13.8 mph / 22.2 km/h / 6.2 m/s | - | N/A | | Partly Cloudy |
| 6:20 AM | 46.4 °F / 8.0 °C | 41.0 °F / 5.0 °C | 81% | 28.80 in / 975 hPa | 6.2 miles / 10.0 kilometers | WSW | 9.2 mph / 14.8 km/h / 4.1 m/s | - | N/A | | Partly Cloudy |
| 6:50 AM | 46.4 °F / 8.0 °C | 42.8 °F / 6.0 °C | 87% | 28.80 in / 975 hPa | 6.2 miles / 10.0 kilometers | SW | 12.7 mph / 20.4 km/h / 5.7 m/s | - | N/A | | Partly Cloudy |
| 7:20 AM | 46.4 °F / 8.0 °C | 42.8 °F / 6.0 °C | 87% | 28.80 in / 975 hPa | 6.2 miles / 10.0 kilometers | SW | 16.1 mph / 25.9 km/h / 7.2 m/s | - | N/A | | Partly Cloudy |
| 7:50 AM | 46.4 °F / 8.0 °C | 41.0 °F / 5.0 °C | 81% | 28.80 in / 975 hPa | 6.2 miles / 10.0 kilometers | WSW | 10.4 mph / 16.7 km/h / 4.6 m/s | - | N/A | | Scattered Clouds |
| 8:20 AM | 44.6 °F / 7.0 °C | 41.0 °F / 5.0 °C | 87% | 28.80 in / 975 hPa | 6.2 miles / 10.0 kilometers | SW | 10.4 mph / 16.7 km/h / 4.6 m/s | - | N/A | | Scattered Clouds |
| 8:50 AM | 44.6 °F / 7.0 °C | 41.0 °F / 5.0 °C | 87% | 28.80 in / 975 hPa | - | WSW | 9.2 mph / 14.8 km/h / 4.1 m/s | - | N/A | | Clear |
| 9:20 AM | 46.4 °F / 8.0 °C | 41.0 °F / 5.0 °C | 81% | 28.80 in / 975 hPa | 6.2 miles / 10.0 kilometers | SW | 10.4 mph / 16.7 km/h / 4.6 m/s | - | N/A | | Scattered Clouds |

Weather Data (04 Dec to 10 Dec 2006) - Online

| Time(GMT) | Temperature | Dew Point | Humidity | Sea Level Pressure | Visibility | Wind Direction | Wind Speed | Gust Speed | Precipitation | Events | Conditions |
|-----------|---------------------|---------------------|----------|-----------------------|--------------------------------|----------------|--------------------------------------|------------|---------------|--------|---------------------|
| 9:50 AM | 44.6 °F / 7.0 °C | 41.0 °F / 5.0 °C | 87% | 28.82 in / 976 hPa | 6.2 miles / 10.0 kilometers | WSW | 9.2 mph / 14.8 km/h / 4.1 m/s | - | N/A | | Scattered Clouds |
| 10:20 AM | 46.4 °F / 8.0 °C | 42.8 °F / 6.0 °C | 87% | 28.82 in / 976 hPa | 6.2 miles / 10.0 kilometers | SW | 12.7 mph / 20.4 km/h / 5.7 m/s | - | N/A | | Scattered Clouds |
| 10:50 AM | 44.6 °F / 7.0 °C | 41.0 °F / 5.0 °C | 87% | 28.82 in / 976 hPa | 6.2 miles / 10.0 kilometers | SW | 10.4 mph / 16.7 km/h / 4.6 m/s | - | N/A | | Scattered Clouds |
| 11:20 AM | 46.4 °F / 8.0 °C | 42.8 °F / 6.0 °C | 87% | 28.82 in / 976 hPa | 6.2 miles / 10.0 kilometers | SW | 13.8 mph / 22.2 km/h / 6.2 m/s | - | N/A | | Scattered Clouds |
| 11:50 AM | 46.4 °F / 8.0 °C | 42.8 °F / 6.0 °C | 87% | 28.82 in / 976 hPa | 6.2 miles / 10.0 kilometers | WSW | 15.0 mph / 24.1 km/h / 6.7 m/s | - | N/A | | Scattered Clouds |
| 12:20 PM | 48.2 °F / 9.0 °C | 42.8 °F / 6.0 °C | 82% | 28.82 in / 976 hPa | 6.2 miles / 10.0 kilometers | WSW | 10.4 mph / 16.7 km/h / 4.6 m/s | - | N/A | | Scattered Clouds |
| 12:50 PM | 48.2 °F / 9.0 °C | 42.8 °F / 6.0 °C | 82% | 28.82 in / 976 hPa | 6.2 miles / 10.0 kilometers | SW | 15.0 mph / 24.1 km/h / 6.7 m/s | - | N/A | | Scattered Clouds |
| 1:20 PM | 46.4 °F / 8.0 °C | 41.0 °F / 5.0 °C | 81% | 28.82 in / 976 hPa | 6.2 miles / 10.0 kilometers | SW | 17.3 mph / 27.8 km/h / 7.7 m/s | - | N/A | | Scattered Clouds |
| 1:50 PM | 46.4 °F / 8.0 °C | 41.0 °F / 5.0 °C | 81% | 28.82 in / 976 hPa | 6.2 miles / 10.0 kilometers | SW | 15.0 mph / 24.1 km/h / 6.7 m/s | - | N/A | | Scattered Clouds |
| 2:20 PM | 46.4 °F / 8.0 °C | 41.0 °F / 5.0 °C | 81% | 28.82 in / 976 hPa | 6.2 miles / 10.0 kilometers | SW | 11.5 mph / 18.5 km/h / | - | N/A | | Scattered Clouds |

Weather Data (04 Dec to 10 Dec 2006) - Online

| Time(GMT) | Temperature | Dew Point | Humidity | Sea Level Pressure | Visibility | Wind Direction | Wind Speed | Gust Speed | Precipitation | Events | Conditions |
|-----------|---------------------|---------------------|----------|-----------------------|--------------------------------|----------------|-------------------------------------|------------|---------------|--------|---------------------|
| | | | | | | | 5.1 m/s | | | | |
| 2:50 PM | 44.6 °F / 7.0 °C | 41.0 °F / 5.0 °C | 87% | 28.82 in / 976 hPa | 6.2 miles / 10.0 kilometers | SW | 9.2 mph / 14.8 km/h / 4.1 m/s | - | N/A | | Scattered Clouds |
| 3:20 PM | 44.6 °F / 7.0 °C | 42.8 °F / 6.0 °C | 93% | 28.82 in / 976 hPa | 6.2 miles / 10.0 kilometers | SW | 6.9 mph / 11.1 km/h / 3.1 m/s | - | N/A | Rain | Light Rain |
| 3:50 PM | 44.6 °F / 7.0 °C | 41.0 °F / 5.0 °C | 87% | 28.82 in / 976 hPa | 6.2 miles / 10.0 kilometers | West | 8.1 mph / 13.0 km/h / 3.6 m/s | - | N/A | Rain | Light Rain |
| 4:20 PM | 44.6 °F / 7.0 °C | 42.8 °F / 6.0 °C | 93% | 28.82 in / 976 hPa | 6.2 miles / 10.0 kilometers | SW | 6.9 mph / 11.1 km/h / 3.1 m/s | - | N/A | Rain | Light Rain |
| 4:50 PM | 44.6 °F / 7.0 °C | 41.0 °F / 5.0 °C | 87% | 28.82 in / 976 hPa | 6.2 miles / 10.0 kilometers | West | 6.9 mph / 11.1 km/h / 3.1 m/s | - | N/A | | Mostly Cloudy |
| 5:20 PM | 41.0 °F / 5.0 °C | 37.4 °F / 3.0 °C | 87% | 28.82 in / 976 hPa | 6.2 miles / 10.0 kilometers | SW | 5.8 mph / 9.3 km/h / 2.6 m/s | - | N/A | | Scattered Clouds |
| 5:50 PM | 39.2 °F / 4.0 °C | 37.4 °F / 3.0 °C | 93% | 28.82 in / 976 hPa | - | Variable | 3.5 mph / 5.6 km/h / 1.5 m/s | - | N/A | | Clear |
| 6:20 PM | 39.2 °F / 4.0 °C | 37.4 °F / 3.0 °C | 93% | 28.85 in / 977 hPa | 6.2 miles / 10.0 kilometers | SSW | 5.8 mph / 9.3 km/h / 2.6 m/s | - | N/A | | Scattered Clouds |
| 6:50 PM | 41.0 °F / 5.0 °C | 39.2 °F / 4.0 °C | 93% | 28.85 in / 977 hPa | 6.2 miles / 10.0 kilometers | WSW | 5.8 mph / 9.3 km/h / 2.6 m/s | - | N/A | | Mostly Cloudy |
| 7:20 PM | 39.2 °F / 4.0 °C | 37.4 °F / 3.0 °C | 93% | 28.85 in / 977 hPa | 6.2 miles / 10.0 kilometers | Variable | 2.3 mph / 3.7 km/h / 1.0 m/s | - | N/A | | Scattered Clouds |
| 7:50 PM | 41.0 °F / 5.0 °C | 39.2 °F / 4.0 °C | 93% | 28.85 in / 977 hPa | 6.2 miles / 10.0 kilometers | WSW | 5.8 mph / 9.3 km/h / 2.6 m/s | - | N/A | | Scattered Clouds |

Weather Data (04 Dec to 10 Dec 2006) - Online

| Time(GMT) | Temperature | Dew Point | Humidity | Sea Level Pressure | Visibility | Wind Direction | Wind Speed | Gust Speed | Precipitation | Events | Conditions |
|-----------|---------------------|---------------------|----------|-----------------------|--------------------------------|----------------|--------------------------------------|------------|---------------|--------|-----------------------|
| 8:20 PM | 41.0 °F / 5.0 °C | 39.2 °F / 4.0 °C | 93% | 28.88 in / 978 hPa | 6.2 miles / 10.0 kilometers | SW | 8.1 mph / 13.0 km/h / 3.6 m/s | - | N/A | | Mostly Cloudy |
| 8:50 PM | 42.8 °F / 6.0 °C | 39.2 °F / 4.0 °C | 87% | 28.88 in / 978 hPa | 6.2 miles / 10.0 kilometers | SW | 6.9 mph / 11.1 km/h / 3.1 m/s | - | N/A | Rain | Light Rain Showers |
| 9:20 PM | 42.8 °F / 6.0 °C | 41.0 °F / 5.0 °C | 93% | 28.88 in / 978 hPa | 6.2 miles / 10.0 kilometers | WSW | 9.2 mph / 14.8 km/h / 4.1 m/s | - | N/A | Rain | Light Rain Showers |
| 9:50 PM | 42.8 °F / 6.0 °C | 41.0 °F / 5.0 °C | 93% | 28.91 in / 979 hPa | 6.2 miles / 10.0 kilometers | WSW | 8.1 mph / 13.0 km/h / 3.6 m/s | - | N/A | Rain | Light Rain Showers |
| 10:20 PM | 42.8 °F / 6.0 °C | 41.0 °F / 5.0 °C | 93% | 28.91 in / 979 hPa | 6.2 miles / 10.0 kilometers | SW | 9.2 mph / 14.8 km/h / 4.1 m/s | - | N/A | | Mostly Cloudy |
| 10:50 PM | 42.8 °F / 6.0 °C | 41.0 °F / 5.0 °C | 93% | 28.91 in / 979 hPa | 6.2 miles / 10.0 kilometers | WSW | 11.5 mph / 18.5 km/h / 5.1 m/s | - | N/A | | Mostly Cloudy |
| 11:20 PM | 42.8 °F / 6.0 °C | 41.0 °F / 5.0 °C | 93% | 28.94 in / 980 hPa | 6.2 miles / 10.0 kilometers | SW | 12.7 mph / 20.4 km/h / 5.7 m/s | - | N/A | Rain | Light Rain Showers |
| 11:50 PM | 42.8 °F / 6.0 °C | 41.0 °F / 5.0 °C | 93% | 28.94 in / 980 hPa | 6.2 miles / 10.0 kilometers | WSW | 11.5 mph / 18.5 km/h / 5.1 m/s | - | N/A | | Mostly Cloudy |

Daily Summary for December 6, 2006

[Next Day »](#)

| | Actual | Average | Record |
|------------------|--------------|---------|--------|
| Temperature | | | |
| Mean Temperature | 42 °F / 6 °C | - | |

Astronomy History:

| December 6, 2006 | Rise: | Set: |
|------------------|-------------|-------------|
| Actual Time | 8:31 AM GMT | 3:45 PM GMT |

Weather Data (04 Dec to 10 Dec 2006) - Online

| | | | |
|--|------------------------------------|---|-------|
| Max Temperature | 46 °F / 8 °C | - | - () |
| Min Temperature | 39 °F / 4 °C | - | - () |
| Degree Days | | | |
| Heating Degree Days | 22 | | |
| Moisture | | | |
| Dew Point | 42 °F / 6 °C | | |
| Average Humidity | 89 | | |
| Maximum Humidity | 93 | | |
| Minimum Humidity | 76 | | |
| Precipitation | | | |
| Precipitation | 0.00 in / 0.0 cm | - | - () |
| Sea Level Pressure | | | |
| Sea Level Pressure | 29.21 in / 983 hPa | | |
| Wind | | | |
| Wind Speed | 8 mph / 13 km/h () | | |
| Max Wind Speed | 14 mph / 22 km/h | | |
| Max Gust Speed | - | | |
| Visibility | 6.2 miles / 10.0 kilometers | | |
| Events | Rain | | |
| <p>T = Trace of Precipitation, MM = Missing Value Source: Averaged Metar Reports</p> | | | |

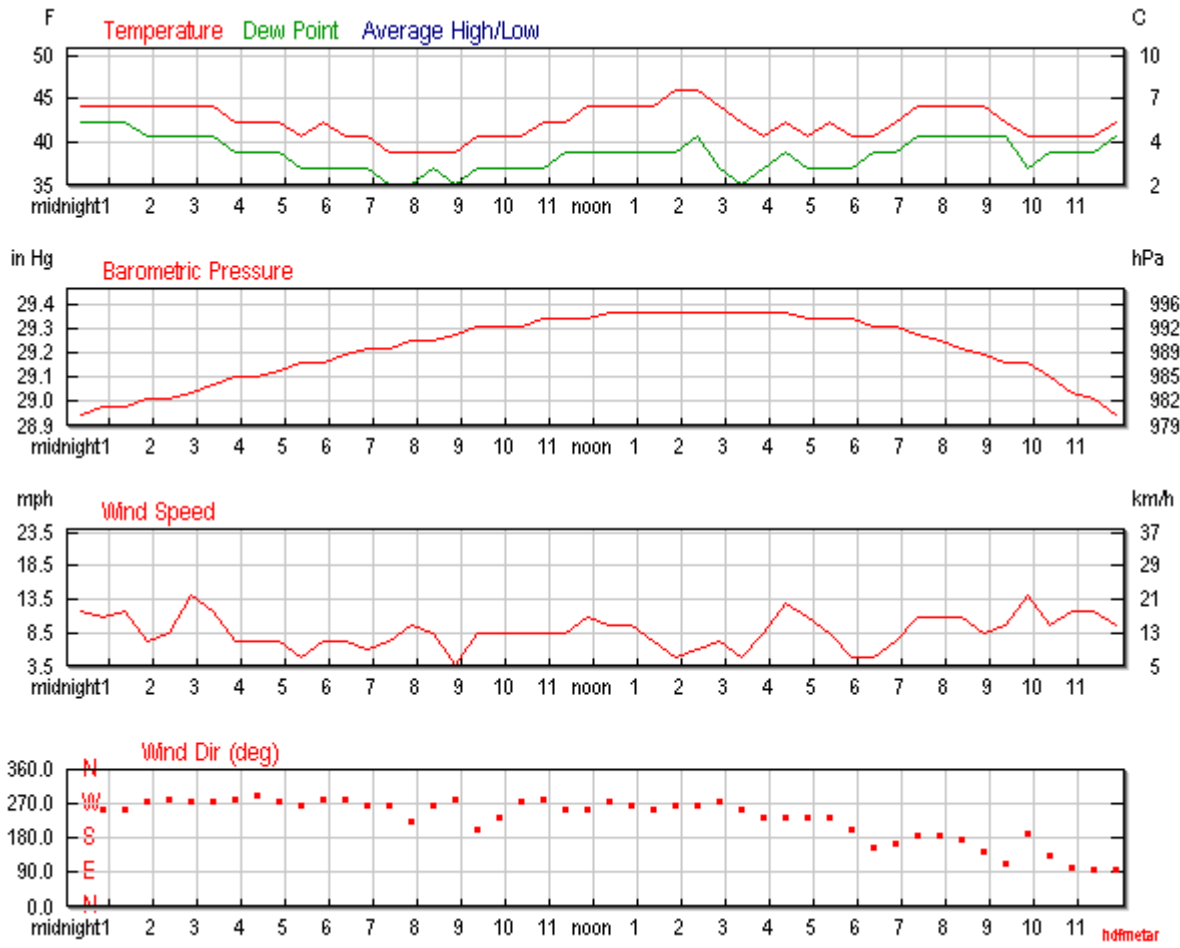
| | | |
|--------------------------|-----------------------|------------------------|
| Civil Twilight | 7:45 AM GMT | 4:31 PM GMT |
| Nautical Twilight | 6:57 AM GMT | 5:20 PM GMT |
| Astronomical Twilight | 6:11 AM GMT | 6:05 PM GMT |
| Moon | 4:15 PM GMT (12/6) | 10:59 AM GMT (12/6) |
| Length Of Visible Light: | 8h 46m | |
| Length of Day | 7h 14m | |

Full Moon, 97% Moon Illumination



For more information about the solar system,
 » [View the Full Star Chart!](#)

Weather Data (04 Dec to 10 Dec 2006) - Online



| Hourly Observations | | | | | | | | | | | |
|---------------------|-------------|-----------|----------|--------------------|------------|----------------|------------|------------|---------------|--------|------------|
| Time(GMT) | Temperature | Dew Point | Humidity | Sea Level Pressure | Visibility | Wind Direction | Wind Speed | Gust Speed | Precipitation | Events | Conditions |
| midnight | 44 | 42 | | 28.95 | | 270 | 10 | | | | |
| 1 | 44 | 41 | | 29.05 | | 270 | 8 | | | | |
| 2 | 44 | 41 | | 29.10 | | 270 | 10 | | | | |
| 3 | 44 | 41 | | 29.15 | | 270 | 13 | | | | |
| 4 | 43 | 40 | | 29.20 | | 270 | 8 | | | | |
| 5 | 42 | 39 | | 29.25 | | 270 | 7 | | | | |
| 6 | 42 | 38 | | 29.30 | | 270 | 7 | | | | |
| 7 | 41 | 38 | | 29.35 | | 270 | 7 | | | | |
| 8 | 40 | 37 | | 29.40 | | 270 | 10 | | | | |
| 9 | 40 | 36 | | 29.45 | | 270 | 5 | | | | |
| 10 | 41 | 36 | | 29.45 | | 270 | 8 | | | | |
| 11 | 42 | 37 | | 29.45 | | 270 | 8 | | | | |
| noon | 44 | 39 | | 29.45 | | 270 | 10 | | | | |
| 1 | 44 | 39 | | 29.45 | | 270 | 8 | | | | |
| 2 | 46 | 41 | | 29.45 | | 270 | 5 | | | | |
| 3 | 44 | 38 | | 29.45 | | 270 | 7 | | | | |
| 4 | 41 | 36 | | 29.45 | | 270 | 10 | | | | |
| 5 | 42 | 37 | | 29.45 | | 270 | 13 | | | | |
| 6 | 41 | 37 | | 29.45 | | 270 | 5 | | | | |
| 7 | 44 | 40 | | 29.45 | | 270 | 10 | | | | |
| 8 | 44 | 40 | | 29.45 | | 270 | 10 | | | | |
| 9 | 41 | 38 | | 29.45 | | 270 | 8 | | | | |
| 10 | 41 | 38 | | 29.45 | | 270 | 13 | | | | |
| 11 | 42 | 39 | | 29.45 | | 270 | 10 | | | | |

Weather Data (04 Dec to 10 Dec 2006) - Online

| Time(GMT) | Temperature | Dew Point | Humidity | Sea Level Pressure | Visibility | Wind Direction | Wind Speed | Gust Speed | Precipitation | Events | Conditions |
|-----------|---------------------|---------------------|----------|-----------------------|--------------------------------|----------------|--------------------------------------|------------|---------------|--------|--------------------|
| 12:20 AM | 44.6 °F / 7.0 °C | 42.8 °F / 6.0 °C | 93% | 28.94 in / 980 hPa | 6.2 miles / 10.0 kilometers | SW | 11.5 mph / 18.5 km/h / 5.1 m/s | - | N/A | Rain | Light Rain |
| 12:50 AM | 44.6 °F / 7.0 °C | 42.8 °F / 6.0 °C | 93% | 28.97 in / 981 hPa | 6.2 miles / 10.0 kilometers | WSW | 10.4 mph / 16.7 km/h / 4.6 m/s | - | N/A | Rain | Light Rain Showers |
| 1:20 AM | 44.6 °F / 7.0 °C | 42.8 °F / 6.0 °C | 93% | 28.97 in / 981 hPa | 6.2 miles / 10.0 kilometers | WSW | 11.5 mph / 18.5 km/h / 5.1 m/s | - | N/A | | Overcast |
| 1:50 AM | 44.6 °F / 7.0 °C | 41.0 °F / 5.0 °C | 87% | 29.00 in / 982 hPa | 6.2 miles / 10.0 kilometers | West | 6.9 mph / 11.1 km/h / 3.1 m/s | - | N/A | | Scattered Clouds |
| 2:20 AM | 44.6 °F / 7.0 °C | 41.0 °F / 5.0 °C | 87% | 29.00 in / 982 hPa | 6.2 miles / 10.0 kilometers | West | 8.1 mph / 13.0 km/h / 3.6 m/s | - | N/A | | Partly Cloudy |
| 2:50 AM | 44.6 °F / 7.0 °C | 41.0 °F / 5.0 °C | 87% | 29.03 in / 983 hPa | - | West | 13.8 mph / 22.2 km/h / 6.2 m/s | - | N/A | | Clear |
| 3:20 AM | 44.6 °F / 7.0 °C | 41.0 °F / 5.0 °C | 87% | 29.06 in / 984 hPa | 6.2 miles / 10.0 kilometers | West | 11.5 mph / 18.5 km/h / 5.1 m/s | - | N/A | | Unknown |
| 3:50 AM | 42.8 °F / 6.0 °C | 39.2 °F / 4.0 °C | 87% | 29.09 in / 985 hPa | 6.2 miles / 10.0 kilometers | West | 6.9 mph / 11.1 km/h / 3.1 m/s | - | N/A | | Unknown |
| 4:20 AM | 42.8 °F / 6.0 °C | 39.2 °F / 4.0 °C | 87% | 29.09 in / 985 hPa | 6.2 miles / 10.0 kilometers | WNW | 6.9 mph / 11.1 km/h / 3.1 m/s | - | N/A | | Partly Cloudy |
| 4:50 AM | 42.8 °F / 6.0 °C | 39.2 °F / 4.0 °C | 87% | 29.12 in / 986 hPa | 6.2 miles / 10.0 kilometers | West | 6.9 mph / 11.1 km/h / | - | N/A | | Partly Cloudy |

Weather Data (04 Dec to 10 Dec 2006) - Online

| Time(GMT) | Temperature | Dew Point | Humidity | Sea Level Pressure | Visibility | Wind Direction | Wind Speed | Gust Speed | Precipitation | Events | Conditions |
|-----------|---------------------|---------------------|----------|-----------------------|--------------------------------|----------------|-------------------------------------|------------|---------------|--------|---------------------|
| | | | | | | | 3.1 m/s | | | | |
| 5:20 AM | 41.0 °F / 5.0 °C | 37.4 °F / 3.0 °C | 87% | 29.15 in / 987 hPa | - | West | 4.6 mph / 7.4 km/h / 2.1 m/s | - | N/A | | Clear |
| 5:50 AM | 42.8 °F / 6.0 °C | 37.4 °F / 3.0 °C | 81% | 29.15 in / 987 hPa | 6.2 miles / 10.0 kilometers | West | 6.9 mph / 11.1 km/h / 3.1 m/s | - | N/A | | Partly Cloudy |
| 6:20 AM | 41.0 °F / 5.0 °C | 37.4 °F / 3.0 °C | 87% | 29.18 in / 988 hPa | 6.2 miles / 10.0 kilometers | West | 6.9 mph / 11.1 km/h / 3.1 m/s | - | N/A | | Partly Cloudy |
| 6:50 AM | 41.0 °F / 5.0 °C | 37.4 °F / 3.0 °C | 87% | 29.21 in / 989 hPa | 6.2 miles / 10.0 kilometers | West | 5.8 mph / 9.3 km/h / 2.6 m/s | - | N/A | | Partly Cloudy |
| 7:20 AM | 39.2 °F / 4.0 °C | 35.6 °F / 2.0 °C | 87% | 29.21 in / 989 hPa | 6.2 miles / 10.0 kilometers | West | 6.9 mph / 11.1 km/h / 3.1 m/s | - | N/A | | Partly Cloudy |
| 7:50 AM | 39.2 °F / 4.0 °C | 35.6 °F / 2.0 °C | 87% | 29.24 in / 990 hPa | 6.2 miles / 10.0 kilometers | SW | 9.2 mph / 14.8 km/h / 4.1 m/s | - | N/A | | Partly Cloudy |
| 8:20 AM | 39.2 °F / 4.0 °C | 37.4 °F / 3.0 °C | 93% | 29.24 in / 990 hPa | 6.2 miles / 10.0 kilometers | West | 8.1 mph / 13.0 km/h / 3.6 m/s | - | N/A | | Partly Cloudy |
| 8:50 AM | 39.2 °F / 4.0 °C | 35.6 °F / 2.0 °C | 87% | 29.27 in / 991 hPa | 6.2 miles / 10.0 kilometers | West | 3.5 mph / 5.6 km/h / 1.5 m/s | - | N/A | | Scattered Clouds |
| 9:20 AM | 41.0 °F / 5.0 °C | 37.4 °F / 3.0 °C | 87% | 29.30 in / 992 hPa | 6.2 miles / 10.0 kilometers | SSW | 8.1 mph / 13.0 km/h / 3.6 m/s | - | N/A | | Scattered Clouds |
| 9:50 AM | 41.0 °F / 5.0 °C | 37.4 °F / 3.0 °C | 87% | 29.30 in / 992 hPa | 6.2 miles / 10.0 kilometers | SW | 8.1 mph / 13.0 km/h / 3.6 m/s | - | N/A | | Unknown |

Weather Data (04 Dec to 10 Dec 2006) - Online

| Time(GMT) | Temperature | Dew Point | Humidity | Sea Level Pressure | Visibility | Wind Direction | Wind Speed | Gust Speed | Precipitation | Events | Conditions |
|-----------|---------------------|---------------------|----------|-----------------------|--------------------------------|----------------|--------------------------------------|------------|---------------|--------|--------------------|
| 10:20 AM | 41.0 °F / 5.0 °C | 37.4 °F / 3.0 °C | 87% | 29.30 in / 992 hPa | 6.2 miles / 10.0 kilometers | West | 8.1 mph / 13.0 km/h / 3.6 m/s | - | N/A | | Partly Cloudy |
| 10:50 AM | 42.8 °F / 6.0 °C | 37.4 °F / 3.0 °C | 81% | 29.33 in / 993 hPa | 6.2 miles / 10.0 kilometers | West | 8.1 mph / 13.0 km/h / 3.6 m/s | - | N/A | | Unknown |
| 11:20 AM | 42.8 °F / 6.0 °C | 39.2 °F / 4.0 °C | 87% | 29.33 in / 993 hPa | 6.2 miles / 10.0 kilometers | WSW | 8.1 mph / 13.0 km/h / 3.6 m/s | - | N/A | | Unknown |
| 11:50 AM | 44.6 °F / 7.0 °C | 39.2 °F / 4.0 °C | 81% | 29.33 in / 993 hPa | 6.2 miles / 10.0 kilometers | WSW | 10.4 mph / 16.7 km/h / 4.6 m/s | - | N/A | | Scattered Clouds |
| 12:20 PM | 44.6 °F / 7.0 °C | 39.2 °F / 4.0 °C | 81% | 29.36 in / 994 hPa | 6.2 miles / 10.0 kilometers | West | 9.2 mph / 14.8 km/h / 4.1 m/s | - | N/A | Rain | Light Rain Showers |
| 12:50 PM | 44.6 °F / 7.0 °C | 39.2 °F / 4.0 °C | 81% | 29.36 in / 994 hPa | 6.2 miles / 10.0 kilometers | West | 9.2 mph / 14.8 km/h / 4.1 m/s | - | N/A | | Scattered Clouds |
| 1:20 PM | 44.6 °F / 7.0 °C | 39.2 °F / 4.0 °C | 81% | 29.36 in / 994 hPa | 6.2 miles / 10.0 kilometers | WSW | 6.9 mph / 11.1 km/h / 3.1 m/s | - | N/A | | Partly Cloudy |
| 1:50 PM | 46.4 °F / 8.0 °C | 39.2 °F / 4.0 °C | 76% | 29.36 in / 994 hPa | 6.2 miles / 10.0 kilometers | West | 4.6 mph / 7.4 km/h / 2.1 m/s | - | N/A | | Partly Cloudy |
| 2:20 PM | 46.4 °F / 8.0 °C | 41.0 °F / 5.0 °C | 81% | 29.36 in / 994 hPa | 6.2 miles / 10.0 kilometers | West | 5.8 mph / 9.3 km/h / 2.6 m/s | - | N/A | | Unknown |
| 2:50 PM | 44.6 °F / 7.0 °C | 37.4 °F / 3.0 °C | 76% | 29.36 in / 994 hPa | 6.2 miles / 10.0 kilometers | West | 6.9 mph / 11.1 km/h / 3.1 m/s | - | N/A | | Partly Cloudy |

Weather Data (04 Dec to 10 Dec 2006) - Online

| Time(GMT) | Temperature | Dew Point | Humidity | Sea Level Pressure | Visibility | Wind Direction | Wind Speed | Gust Speed | Precipitation | Events | Conditions |
|-----------|---------------------|---------------------|----------|-----------------------|--------------------------------|----------------|--------------------------------------|------------|---------------|--------|---------------------|
| 3:20 PM | 42.8 °F / 6.0 °C | 35.6 °F / 2.0 °C | 76% | 29.36 in / 994 hPa | 6.2 miles / 10.0 kilometers | WSW | 4.6 mph / 7.4 km/h / 2.1 m/s | - | N/A | | Partly Cloudy |
| 3:50 PM | 41.0 °F / 5.0 °C | 37.4 °F / 3.0 °C | 87% | 29.36 in / 994 hPa | 6.2 miles / 10.0 kilometers | SW | 8.1 mph / 13.0 km/h / 3.6 m/s | - | N/A | | Partly Cloudy |
| 4:20 PM | 42.8 °F / 6.0 °C | 39.2 °F / 4.0 °C | 87% | 29.36 in / 994 hPa | 6.2 miles / 10.0 kilometers | SW | 12.7 mph / 20.4 km/h / 5.7 m/s | - | N/A | | Scattered Clouds |
| 4:50 PM | 41.0 °F / 5.0 °C | 37.4 °F / 3.0 °C | 87% | 29.33 in / 993 hPa | 6.2 miles / 10.0 kilometers | SW | 10.4 mph / 16.7 km/h / 4.6 m/s | - | N/A | | Scattered Clouds |
| 5:20 PM | 42.8 °F / 6.0 °C | 37.4 °F / 3.0 °C | 81% | 29.33 in / 993 hPa | 6.2 miles / 10.0 kilometers | SW | 8.1 mph / 13.0 km/h / 3.6 m/s | - | N/A | | Scattered Clouds |
| 5:50 PM | 41.0 °F / 5.0 °C | 37.4 °F / 3.0 °C | 87% | 29.33 in / 993 hPa | 6.2 miles / 10.0 kilometers | SSW | 4.6 mph / 7.4 km/h / 2.1 m/s | - | N/A | | Scattered Clouds |
| 6:20 PM | 41.0 °F / 5.0 °C | 39.2 °F / 4.0 °C | 93% | 29.30 in / 992 hPa | 6.2 miles / 10.0 kilometers | SSE | 4.6 mph / 7.4 km/h / 2.1 m/s | - | N/A | | Mostly Cloudy |
| 6:50 PM | 42.8 °F / 6.0 °C | 39.2 °F / 4.0 °C | 87% | 29.30 in / 992 hPa | 6.2 miles / 10.0 kilometers | SSE | 6.9 mph / 11.1 km/h / 3.1 m/s | - | N/A | | Scattered Clouds |
| 7:20 PM | 44.6 °F / 7.0 °C | 41.0 °F / 5.0 °C | 87% | 29.27 in / 991 hPa | 6.2 miles / 10.0 kilometers | South | 10.4 mph / 16.7 km/h / 4.6 m/s | - | N/A | | Scattered Clouds |
| 7:50 PM | 44.6 °F / 7.0 °C | 41.0 °F / 5.0 °C | 87% | 29.24 in / 990 hPa | 6.2 miles / 10.0 kilometers | South | 10.4 mph / 16.7 km/h / 4.6 m/s | - | N/A | | Mostly Cloudy |
| 8:20 PM | 44.6 °F / | 41.0 °F / | 87% | 29.21 in / | 6.2 miles / | South | 10.4 mph / | - | N/A | | Partly Cloudy |

Weather Data (04 Dec to 10 Dec 2006) - Online

| Time(GMT) | Temperature | Dew Point | Humidity | Sea Level Pressure | Visibility | Wind Direction | Wind Speed | Gust Speed | Precipitation | Events | Conditions |
|-----------|---------------------|---------------------|----------|-----------------------|--------------------------------|----------------|--------------------------------------|------------|---------------|--------|---------------|
| | 7.0 °C | 5.0 °C | | 989 hPa | 10.0 kilometers | | 16.7 km/h / 4.6 m/s | | | | |
| 8:50 PM | 44.6 °F / 7.0 °C | 41.0 °F / 5.0 °C | 87% | 29.18 in / 988 hPa | 6.2 miles / 10.0 kilometers | SE | 8.1 mph / 13.0 km/h / 3.6 m/s | - | N/A | | Partly Cloudy |
| 9:20 PM | 42.8 °F / 6.0 °C | 41.0 °F / 5.0 °C | 93% | 29.15 in / 987 hPa | 5.0 miles / 8.0 kilometers | ESE | 9.2 mph / 14.8 km/h / 4.1 m/s | - | N/A | Rain | Rain |
| 9:50 PM | 41.0 °F / 5.0 °C | 37.4 °F / 3.0 °C | 87% | 29.15 in / 987 hPa | 5.0 miles / 8.0 kilometers | South | 13.8 mph / 22.2 km/h / 6.2 m/s | - | N/A | Rain | Heavy Rain |
| 10:20 PM | 41.0 °F / 5.0 °C | 39.2 °F / 4.0 °C | 93% | 29.09 in / 985 hPa | 5.0 miles / 8.0 kilometers | SE | 9.2 mph / 14.8 km/h / 4.1 m/s | - | N/A | Rain | Rain |
| 10:50 PM | 41.0 °F / 5.0 °C | 39.2 °F / 4.0 °C | 93% | 29.03 in / 983 hPa | 5.6 miles / 9.0 kilometers | East | 11.5 mph / 18.5 km/h / 5.1 m/s | - | N/A | Rain | Light Rain |
| 11:20 PM | 41.0 °F / 5.0 °C | 39.2 °F / 4.0 °C | 93% | 29.00 in / 982 hPa | 5.0 miles / 8.0 kilometers | East | 11.5 mph / 18.5 km/h / 5.1 m/s | - | N/A | Rain | Light Rain |
| 11:50 PM | 42.8 °F / 6.0 °C | 41.0 °F / 5.0 °C | 93% | 28.94 in / 980 hPa | 6.2 miles / 10.0 kilometers | East | 9.2 mph / 14.8 km/h / 4.1 m/s | - | N/A | Rain | Light Rain |

Daily Summary for December 7, 2006

[Next Day »](#)

| | Actual | Average | Record |
|------------------|--------------|---------|--------|
| Temperature | | | |
| Mean Temperature | 46 °F / 8 °C | - | |

Astronomy History:

| December 7, 2006 | Rise: | Set: |
|------------------|-------------|-------------|
| Actual Time | 8:32 AM GMT | 3:45 PM GMT |
| Civil Twilight | 7:46 AM GMT | 4:31 PM GMT |


Weather Data (04 Dec to 10 Dec 2006) - Online

| | | | |
|--|-----------------------------------|---|-------|
| Max Temperature | 48 °F / 9 °C | - | - () |
| Min Temperature | 44 °F / 7 °C | - | - () |
| Degree Days | | | |
| Heating Degree Days | 19 | | |
| Moisture | | | |
| Dew Point | 43 °F / 6 °C | | |
| Average Humidity | 87 | | |
| Maximum Humidity | 100 | | |
| Minimum Humidity | 81 | | |
| Precipitation | | | |
| Precipitation | 0.00 in / 0.0 cm | - | - () |
| Sea Level Pressure | | | |
| Sea Level Pressure | 28.65 in / 976 hPa | | |
| Wind | | | |
| Wind Speed | 8 mph / 15 km/h () | | |
| Max Wind Speed | 21 mph / 33 km/h | | |
| Max Gust Speed | 31 mph / 50 km/h | | |
| Visibility | 5.4 miles / 8.7 kilometers | | |
| Events | Rain | | |
| <p>T = Trace of Precipitation, MM = Missing Value Source: Averaged Metar Reports</p> | | | |

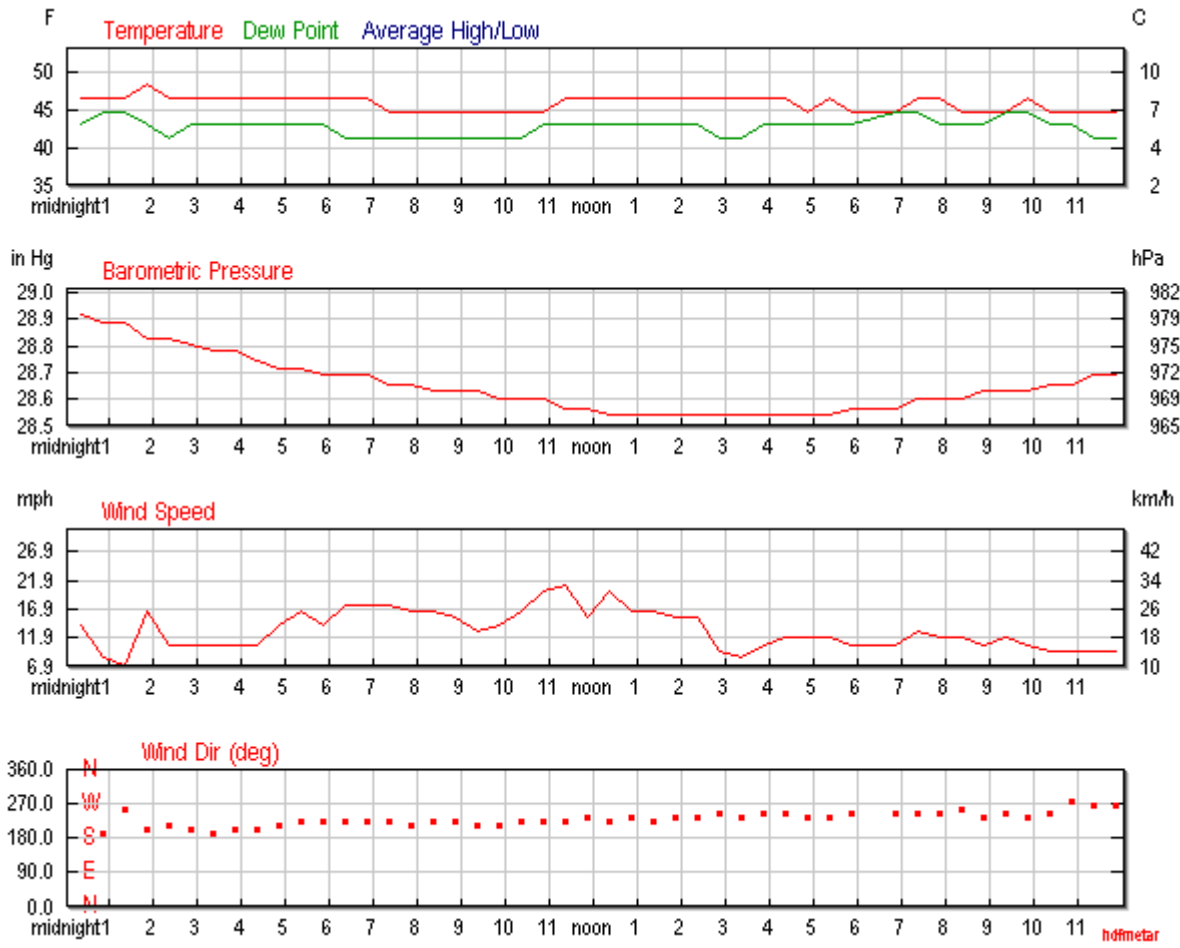
| | | |
|--------------------------|-----------------------|------------------------|
| Nautical Twilight | 6:58 AM GMT | 5:19 PM GMT |
| Astronomical Twilight | 6:13 AM GMT | 6:04 PM GMT |
| Moon | 5:35 PM GMT (12/7) | 11:40 AM GMT (12/7) |
| Length Of Visible Light: | 8h 45m | |
| Length of Day | 7h 12m | |

Waning Gibbous, 93% Moon Illumination



 For more information about the solar system,
 » [View the Full Star Chart!](#)

Weather Data (04 Dec to 10 Dec 2006) - Online



| Hourly Observations | | | | | | | | | | | |
|---------------------|-------------|-----------|----------|--------------------|------------|----------------|------------|------------|---------------|--------|------------|
| Time(GMT) | Temperature | Dew Point | Humidity | Sea Level Pressure | Visibility | Wind Direction | Wind Speed | Gust Speed | Precipitation | Events | Conditions |
| midnight | 45 | 42 | | 28.9 | | 270 | 11.9 | | | | |
| 1 | 45 | 42 | | 28.85 | | 270 | 6.9 | | | | |
| 2 | 48 | 42 | | 28.8 | | 270 | 16.9 | | | | |
| 3 | 45 | 42 | | 28.78 | | 270 | 11.9 | | | | |
| 4 | 45 | 42 | | 28.75 | | 270 | 11.9 | | | | |
| 5 | 45 | 42 | | 28.7 | | 270 | 16.9 | | | | |
| 6 | 45 | 42 | | 28.68 | | 270 | 16.9 | | | | |
| 7 | 45 | 42 | | 28.65 | | 270 | 16.9 | | | | |
| 8 | 45 | 42 | | 28.62 | | 270 | 16.9 | | | | |
| 9 | 45 | 42 | | 28.6 | | 270 | 11.9 | | | | |
| 10 | 45 | 42 | | 28.58 | | 270 | 11.9 | | | | |
| 11 | 45 | 42 | | 28.55 | | 270 | 21.9 | | | | |
| noon | 45 | 42 | | 28.52 | | 270 | 16.9 | | | | |
| 1 | 45 | 42 | | 28.5 | | 270 | 16.9 | | | | |
| 2 | 45 | 42 | | 28.5 | | 270 | 11.9 | | | | |
| 3 | 45 | 42 | | 28.5 | | 270 | 6.9 | | | | |
| 4 | 45 | 42 | | 28.5 | | 270 | 11.9 | | | | |
| 5 | 45 | 42 | | 28.5 | | 270 | 11.9 | | | | |
| 6 | 45 | 42 | | 28.5 | | 270 | 11.9 | | | | |
| 7 | 45 | 42 | | 28.5 | | 270 | 11.9 | | | | |
| 8 | 45 | 42 | | 28.5 | | 270 | 11.9 | | | | |
| 9 | 45 | 42 | | 28.5 | | 270 | 11.9 | | | | |
| 10 | 45 | 42 | | 28.5 | | 270 | 11.9 | | | | |
| 11 | 45 | 42 | | 28.5 | | 270 | 11.9 | | | | |

Weather Data (04 Dec to 10 Dec 2006) - Online

| Time(GMT) | Temperature | Dew Point | Humidity | Sea Level Pressure | Visibility | Wind Direction | Wind Speed | Gust Speed | Precipitation | Events | Conditions |
|-----------|---------------------|---------------------|----------|-----------------------|--------------------------------|----------------|--------------------------------------|------------|---------------|--------|-----------------------|
| 12:20 AM | 46.4 °F / 8.0 °C | 42.8 °F / 6.0 °C | 87% | 28.91 in / 979 hPa | 6.2 miles / 10.0 kilometers | South | 13.8 mph / 22.2 km/h / 6.2 m/s | - | N/A | Rain | Light Rain |
| 12:50 AM | 46.4 °F / 8.0 °C | 44.6 °F / 7.0 °C | 93% | 28.88 in / 978 hPa | 6.2 miles / 10.0 kilometers | South | 8.1 mph / 13.0 km/h / 3.6 m/s | - | N/A | Rain | Light Rain |
| 1:20 AM | 46.4 °F / 8.0 °C | 44.6 °F / 7.0 °C | 93% | 28.88 in / 978 hPa | 5.6 miles / 9.0 kilometers | WSW | 6.9 mph / 11.1 km/h / 3.1 m/s | - | N/A | Rain | Light Rain |
| 1:50 AM | 48.2 °F / 9.0 °C | 42.8 °F / 6.0 °C | 82% | 28.82 in / 976 hPa | 6.2 miles / 10.0 kilometers | SSW | 16.1 mph / 25.9 km/h / 7.2 m/s | - | N/A | Rain | Light Rain |
| 2:20 AM | 46.4 °F / 8.0 °C | 41.0 °F / 5.0 °C | 81% | 28.82 in / 976 hPa | 6.2 miles / 10.0 kilometers | SSW | 10.4 mph / 16.7 km/h / 4.6 m/s | - | N/A | | Unknown |
| 2:50 AM | 46.4 °F / 8.0 °C | 42.8 °F / 6.0 °C | 87% | 28.80 in / 975 hPa | 6.2 miles / 10.0 kilometers | SSW | 10.4 mph / 16.7 km/h / 4.6 m/s | - | N/A | | Unknown |
| 3:20 AM | 46.4 °F / 8.0 °C | 42.8 °F / 6.0 °C | 87% | 28.77 in / 974 hPa | 6.2 miles / 10.0 kilometers | South | 10.4 mph / 16.7 km/h / 4.6 m/s | - | N/A | | Partly Cloudy |
| 3:50 AM | 46.4 °F / 8.0 °C | 42.8 °F / 6.0 °C | 87% | 28.77 in / 974 hPa | 6.2 miles / 10.0 kilometers | SSW | 10.4 mph / 16.7 km/h / 4.6 m/s | - | N/A | | Drizzle |
| 4:20 AM | 46.4 °F / 8.0 °C | 42.8 °F / 6.0 °C | 87% | 28.74 in / 973 hPa | 6.2 miles / 10.0 kilometers | SSW | 10.4 mph / 16.7 km/h / 4.6 m/s | - | N/A | | Light Drizzle |
| 4:50 AM | 46.4 °F / 8.0 °C | 42.8 °F / 6.0 °C | 87% | 28.71 in / 972 hPa | 6.2 miles / 10.0 kilometers | SSW | 13.8 mph / 22.2 km/h / 6.2 m/s | - | N/A | Rain | Light Rain Showers |

Weather Data (04 Dec to 10 Dec 2006) - Online

| Time(GMT) | Temperature | Dew Point | Humidity | Sea Level Pressure | Visibility | Wind Direction | Wind Speed | Gust Speed | Precipitation | Events | Conditions |
|-----------|---------------------|---------------------|----------|-----------------------|--------------------------------|----------------|--------------------------------------|------------|---------------|--------|-----------------------|
| | | | | | | | 6.2 m/s | | | | |
| 5:20 AM | 46.4 °F / 8.0 °C | 42.8 °F / 6.0 °C | 87% | 28.71 in / 972 hPa | 6.2 miles / 10.0 kilometers | SW | 16.1 mph / 25.9 km/h / 7.2 m/s | - | N/A | | Scattered Clouds |
| 5:50 AM | 46.4 °F / 8.0 °C | 42.8 °F / 6.0 °C | 87% | 28.68 in / 971 hPa | 5.6 miles / 9.0 kilometers | SW | 13.8 mph / 22.2 km/h / 6.2 m/s | - | N/A | Rain | Light Rain Showers |
| 6:20 AM | 46.4 °F / 8.0 °C | 41.0 °F / 5.0 °C | 81% | 28.68 in / 971 hPa | 5.6 miles / 9.0 kilometers | SW | 17.3 mph / 27.8 km/h / 7.7 m/s | - | N/A | Rain | Light Rain Showers |
| 6:50 AM | 46.4 °F / 8.0 °C | 41.0 °F / 5.0 °C | 81% | 28.68 in / 971 hPa | 6.2 miles / 10.0 kilometers | SW | 17.3 mph / 27.8 km/h / 7.7 m/s | - | N/A | Rain | Light Rain Showers |
| 7:20 AM | 44.6 °F / 7.0 °C | 41.0 °F / 5.0 °C | 87% | 28.65 in / 970 hPa | 6.2 miles / 10.0 kilometers | SW | 17.3 mph / 27.8 km/h / 7.7 m/s | - | N/A | | Mostly Cloudy |
| 7:50 AM | 44.6 °F / 7.0 °C | 41.0 °F / 5.0 °C | 87% | 28.65 in / 970 hPa | 6.2 miles / 10.0 kilometers | SSW | 16.1 mph / 25.9 km/h / 7.2 m/s | - | N/A | | Mostly Cloudy |
| 8:20 AM | 44.6 °F / 7.0 °C | 41.0 °F / 5.0 °C | 87% | 28.62 in / 969 hPa | 5.0 miles / 8.0 kilometers | SW | 16.1 mph / 25.9 km/h / 7.2 m/s | - | N/A | Rain | Light Rain Showers |
| 8:50 AM | 44.6 °F / 7.0 °C | 41.0 °F / 5.0 °C | 87% | 28.62 in / 969 hPa | 4.3 miles / 7.0 kilometers | SW | 15.0 mph / 24.1 km/h / 6.7 m/s | - | N/A | Rain | Light Rain Showers |
| 9:20 AM | 44.6 °F / 7.0 °C | 41.0 °F / 5.0 °C | 87% | 28.62 in / 969 hPa | 2.5 miles / 4.0 kilometers | SSW | 12.7 mph / 20.4 km/h / 5.7 m/s | - | N/A | Rain | Heavy Rain Showers |

Weather Data (04 Dec to 10 Dec 2006) - Online

| Time(GMT) | Temperature | Dew Point | Humidity | Sea Level Pressure | Visibility | Wind Direction | Wind Speed | Gust Speed | Precipitation | Events | Conditions |
|-----------|---------------------|---------------------|----------|-----------------------|--------------------------------|----------------|--------------------------------------|---------------------------------------|---------------|--------|--------------------|
| 9:50 AM | 44.6 °F / 7.0 °C | 41.0 °F / 5.0 °C | 87% | 28.59 in / 968 hPa | 5.0 miles / 8.0 kilometers | SSW | 13.8 mph / 22.2 km/h / 6.2 m/s | - | N/A | Rain | Light Rain Showers |
| 10:20 AM | 44.6 °F / 7.0 °C | 41.0 °F / 5.0 °C | 87% | 28.59 in / 968 hPa | 6.2 miles / 10.0 kilometers | SW | 16.1 mph / 25.9 km/h / 7.2 m/s | - | N/A | Rain | Light Rain Showers |
| 10:50 AM | 44.6 °F / 7.0 °C | 42.8 °F / 6.0 °C | 93% | 28.59 in / 968 hPa | 6.2 miles / 10.0 kilometers | SW | 19.6 mph / 31.5 km/h / 8.7 m/s | - | N/A | Rain | Light Rain Showers |
| 11:20 AM | 46.4 °F / 8.0 °C | 42.8 °F / 6.0 °C | 87% | 28.56 in / 967 hPa | 6.2 miles / 10.0 kilometers | SW | 20.7 mph / 33.3 km/h / 9.3 m/s | - | N/A | Rain | Light Rain Showers |
| 11:50 AM | 46.4 °F / 8.0 °C | 42.8 °F / 6.0 °C | 87% | 28.56 in / 967 hPa | 5.6 miles / 9.0 kilometers | SW | 15.0 mph / 24.1 km/h / 6.7 m/s | - | N/A | Rain | Light Rain Showers |
| 12:20 PM | 46.4 °F / 8.0 °C | 42.8 °F / 6.0 °C | 87% | 28.53 in / 966 hPa | 6.2 miles / 10.0 kilometers | SW | 19.6 mph / 31.5 km/h / 8.7 m/s | 31.1 mph / 50.0 km/h / 13.9 m/s | N/A | Rain | Light Rain Showers |
| 12:50 PM | 46.4 °F / 8.0 °C | 42.8 °F / 6.0 °C | 87% | 28.53 in / 966 hPa | 6.2 miles / 10.0 kilometers | SW | 16.1 mph / 25.9 km/h / 7.2 m/s | - | N/A | Rain | Light Rain Showers |
| 1:20 PM | 46.4 °F / 8.0 °C | 42.8 °F / 6.0 °C | 87% | 28.53 in / 966 hPa | 6.2 miles / 10.0 kilometers | SW | 16.1 mph / 25.9 km/h / 7.2 m/s | - | N/A | Rain | Light Rain Showers |
| 1:50 PM | 46.4 °F / 8.0 °C | 42.8 °F / 6.0 °C | 87% | 28.53 in / 966 hPa | 6.2 miles / 10.0 kilometers | SW | 15.0 mph / 24.1 km/h / 6.7 m/s | - | N/A | | Unknown |
| 2:20 PM | 46.4 °F / 8.0 °C | 42.8 °F / 6.0 °C | 87% | 28.53 in / 966 hPa | 6.2 miles / 10.0 kilometers | SW | 15.0 mph / 24.1 km/h / | - | N/A | | Mostly Cloudy |

Weather Data (04 Dec to 10 Dec 2006) - Online

| Time(GMT) | Temperature | Dew Point | Humidity | Sea Level Pressure | Visibility | Wind Direction | Wind Speed | Gust Speed | Precipitation | Events | Conditions |
|-----------|---------------------|---------------------|----------|-----------------------|--------------------------------|----------------|--------------------------------------|------------|---------------|--------|-----------------------|
| | | | | | | | 6.7 m/s | | | | |
| 2:50 PM | 46.4 °F / 8.0 °C | 41.0 °F / 5.0 °C | 81% | 28.53 in / 966 hPa | 6.2 miles / 10.0 kilometers | WSW | 9.2 mph / 14.8 km/h / 4.1 m/s | - | N/A | | Unknown |
| 3:20 PM | 46.4 °F / 8.0 °C | 41.0 °F / 5.0 °C | 81% | 28.53 in / 966 hPa | 6.2 miles / 10.0 kilometers | SW | 8.1 mph / 13.0 km/h / 3.6 m/s | - | N/A | | Mostly Cloudy |
| 3:50 PM | 46.4 °F / 8.0 °C | 42.8 °F / 6.0 °C | 87% | 28.53 in / 966 hPa | 6.2 miles / 10.0 kilometers | WSW | 10.4 mph / 16.7 km/h / 4.6 m/s | - | N/A | | Mostly Cloudy |
| 4:20 PM | 46.4 °F / 8.0 °C | 42.8 °F / 6.0 °C | 87% | 28.53 in / 966 hPa | 6.2 miles / 10.0 kilometers | WSW | 11.5 mph / 18.5 km/h / 5.1 m/s | - | N/A | Rain | Light Rain Showers |
| 4:50 PM | 44.6 °F / 7.0 °C | 42.8 °F / 6.0 °C | 93% | 28.53 in / 966 hPa | 6.2 miles / 10.0 kilometers | SW | 11.5 mph / 18.5 km/h / 5.1 m/s | - | N/A | | Light Drizzle |
| 5:20 PM | 46.4 °F / 8.0 °C | 42.8 °F / 6.0 °C | 87% | 28.53 in / 966 hPa | 3.7 miles / 6.0 kilometers | SW | 11.5 mph / 18.5 km/h / 5.1 m/s | - | N/A | | Drizzle |
| 5:50 PM | 44.6 °F / 7.0 °C | 42.8 °F / 6.0 °C | 93% | 28.56 in / 967 hPa | 3.7 miles / 6.0 kilometers | WSW | 10.4 mph / 16.7 km/h / 4.6 m/s | - | N/A | Rain | Rain Showers |
| 6:50 PM | 44.6 °F / 7.0 °C | 44.6 °F / 7.0 °C | 100% | 28.56 in / 967 hPa | 3.7 miles / 6.0 kilometers | WSW | 10.4 mph / 16.7 km/h / 4.6 m/s | - | N/A | Rain | Light Rain Showers |
| 7:20 PM | 46.4 °F / 8.0 °C | 44.6 °F / 7.0 °C | 93% | 28.59 in / 968 hPa | 6.2 miles / 10.0 kilometers | WSW | 12.7 mph / 20.4 km/h / 5.7 m/s | - | N/A | | Mostly Cloudy |

Weather Data (04 Dec to 10 Dec 2006) - Online

| Time(GMT) | Temperature | Dew Point | Humidity | Sea Level Pressure | Visibility | Wind Direction | Wind Speed | Gust Speed | Precipitation | Events | Conditions |
|-----------|---------------------|---------------------|----------|-----------------------|--------------------------------|----------------|--------------------------------------|------------|---------------|--------|--------------------|
| 7:50 PM | 46.4 °F / 8.0 °C | 42.8 °F / 6.0 °C | 87% | 28.59 in / 968 hPa | 6.2 miles / 10.0 kilometers | WSW | 11.5 mph / 18.5 km/h / 5.1 m/s | - | N/A | Rain | Light Rain Showers |
| 8:20 PM | 44.6 °F / 7.0 °C | 42.8 °F / 6.0 °C | 93% | 28.59 in / 968 hPa | 6.2 miles / 10.0 kilometers | WSW | 11.5 mph / 18.5 km/h / 5.1 m/s | - | N/A | Rain | Light Rain Showers |
| 8:50 PM | 44.6 °F / 7.0 °C | 42.8 °F / 6.0 °C | 93% | 28.62 in / 969 hPa | 6.2 miles / 10.0 kilometers | SW | 10.4 mph / 16.7 km/h / 4.6 m/s | - | N/A | | Partly Cloudy |
| 9:20 PM | 44.6 °F / 7.0 °C | 44.6 °F / 7.0 °C | 100% | 28.62 in / 969 hPa | 6.2 miles / 10.0 kilometers | WSW | 11.5 mph / 18.5 km/h / 5.1 m/s | - | N/A | | Mostly Cloudy |
| 9:50 PM | 46.4 °F / 8.0 °C | 44.6 °F / 7.0 °C | 93% | 28.62 in / 969 hPa | 6.2 miles / 10.0 kilometers | SW | 10.4 mph / 16.7 km/h / 4.6 m/s | - | N/A | Rain | Light Rain |
| 10:20 PM | 44.6 °F / 7.0 °C | 42.8 °F / 6.0 °C | 93% | 28.65 in / 970 hPa | 6.2 miles / 10.0 kilometers | WSW | 9.2 mph / 14.8 km/h / 4.1 m/s | - | N/A | | Mostly Cloudy |
| 10:50 PM | 44.6 °F / 7.0 °C | 42.8 °F / 6.0 °C | 93% | 28.65 in / 970 hPa | 6.2 miles / 10.0 kilometers | West | 9.2 mph / 14.8 km/h / 4.1 m/s | - | N/A | | Scattered Clouds |
| 11:20 PM | 44.6 °F / 7.0 °C | 41.0 °F / 5.0 °C | 87% | 28.68 in / 971 hPa | 6.2 miles / 10.0 kilometers | West | 9.2 mph / 14.8 km/h / 4.1 m/s | - | N/A | | Partly Cloudy |
| 11:50 PM | 44.6 °F / 7.0 °C | 41.0 °F / 5.0 °C | 87% | 28.68 in / 971 hPa | 6.2 miles / 10.0 kilometers | West | 9.2 mph / 14.8 km/h / 4.1 m/s | - | N/A | | Partly Cloudy |

Weather Data (04 Dec to 10 Dec 2006) - Online

| Daily Summary for December 8, 2006 Next Day » | | | |
|--|-----------------------------|---------|--------|
| | Actual | Average | Record |
| Temperature | | | |
| Mean Temperature | 42 °F / 6 °C | - | |
| Max Temperature | 46 °F / 8 °C | - | - () |
| Min Temperature | 37 °F / 3 °C | - | - () |
| Degree Days | | | |
| Heating Degree Days | 24 | | |
| Moisture | | | |
| Dew Point | 41 °F / 5 °C | | |
| Average Humidity | 83 | | |
| Maximum Humidity | 87 | | |
| Minimum Humidity | 76 | | |
| Precipitation | | | |
| Precipitation | 0.00 in / 0.0 cm | - | - () |
| Sea Level Pressure | | | |
| Sea Level Pressure | 29.16 in / 974 hPa | | |
| Wind | | | |
| Wind Speed | 9 mph / 13 km/h () | | |
| Max Wind Speed | 14 mph / 22 km/h | | |
| Max Gust Speed | - | | |
| Visibility | 6.2 miles / 10.0 kilometers | | |
| Events | | | |

T = Trace of Precipitation, MM = Missing Value Source: Averaged Metar Reports

Astronomy History:

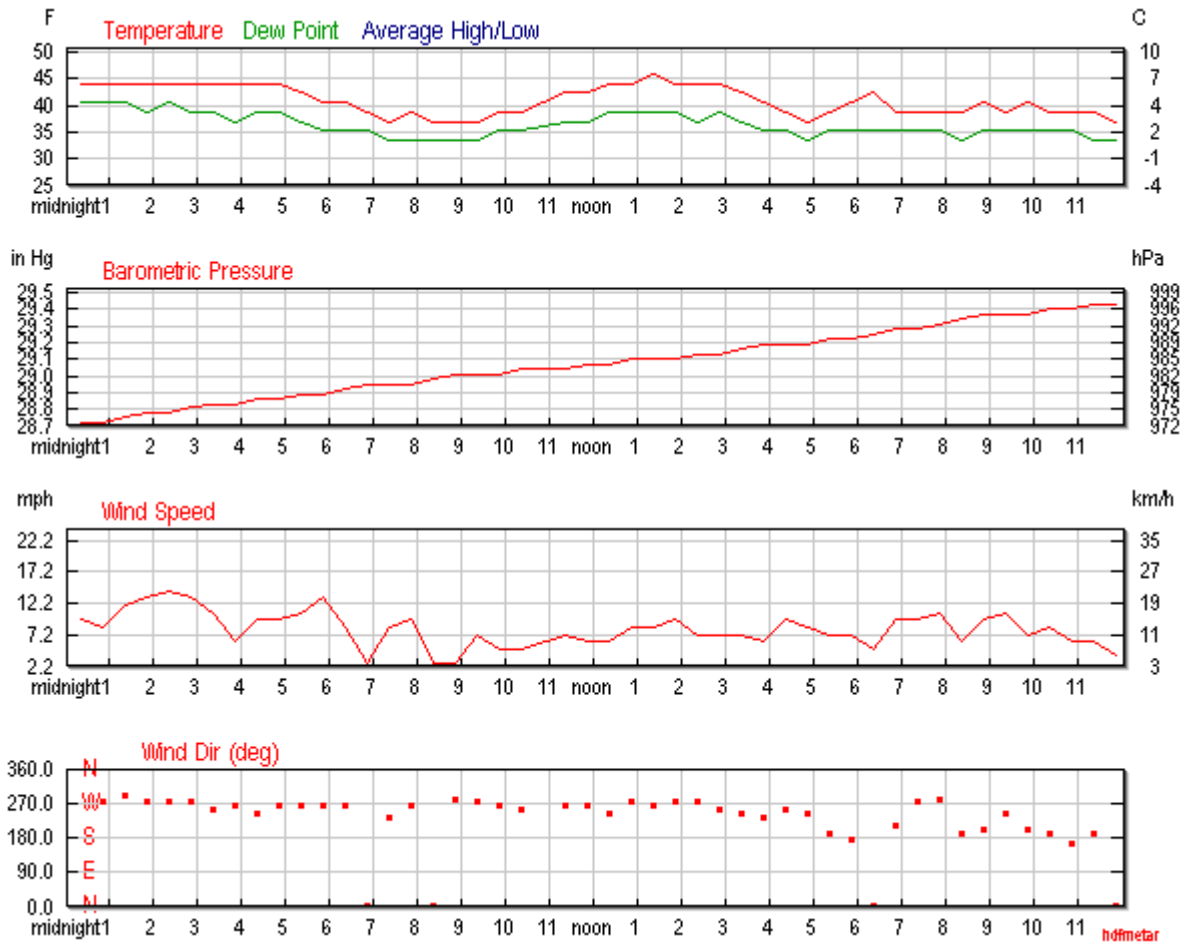
| December 8, 2006 | Rise: | Set: |
|--------------------------|-----------------------|------------------------|
| Actual Time | 8:34 AM GMT | 3:44 PM GMT |
| Civil Twilight | 7:47 AM GMT | 4:31 PM GMT |
| Nautical Twilight | 6:59 AM GMT | 5:19 PM GMT |
| Astronomical Twilight | 6:14 AM GMT | 6:04 PM GMT |
| Moon | 7:03 PM GMT (12/8) | 12:04 PM GMT (12/8) |
| Length Of Visible Light: | 8h 43m | |
| Length of Day | 7h 10m | |

Waning Gibbous, 86% Moon Illumination



For more information about the solar system,
» [View the Full Star Chart!](#)

Weather Data (04 Dec to 10 Dec 2006) - Online



| Hourly Observations | | | | | | | | | | |
|---------------------|-------------|-----------|----------|--------------------|------------|----------------|------------|------------|----------------------|------------|
| Time(GMT) | Temperature | Dew Point | Humidity | Sea Level Pressure | Visibility | Wind Direction | Wind Speed | Gust Speed | Precipitation Events | Conditions |
| midnight | 45 | 38 | | 28.7 | | 270 | 7.2 | | | |
| 1 | 45 | 38 | | 28.8 | | 270 | 12.2 | | | |
| 2 | 45 | 38 | | 28.9 | | 270 | 15.2 | | | |
| 3 | 45 | 38 | | 29.0 | | 270 | 15.2 | | | |
| 4 | 45 | 38 | | 29.1 | | 270 | 7.2 | | | |
| 5 | 45 | 38 | | 29.2 | | 270 | 10.2 | | | |
| 6 | 45 | 38 | | 29.3 | | 270 | 15.2 | | | |
| 7 | 40 | 35 | | 29.4 | | 270 | 2.2 | | | |
| 8 | 38 | 35 | | 29.5 | | 270 | 10.2 | | | |
| 9 | 38 | 35 | | 29.6 | | 270 | 2.2 | | | |
| 10 | 38 | 35 | | 29.7 | | 270 | 7.2 | | | |
| 11 | 42 | 35 | | 29.8 | | 270 | 7.2 | | | |
| noon | 45 | 38 | | 29.9 | | 270 | 7.2 | | | |
| 1 | 48 | 38 | | 30.0 | | 270 | 10.2 | | | |
| 2 | 45 | 38 | | 30.1 | | 270 | 7.2 | | | |
| 3 | 45 | 38 | | 30.2 | | 270 | 7.2 | | | |
| 4 | 40 | 35 | | 30.3 | | 270 | 7.2 | | | |
| 5 | 38 | 35 | | 30.4 | | 270 | 7.2 | | | |
| 6 | 42 | 35 | | 30.5 | | 270 | 7.2 | | | |
| 7 | 40 | 35 | | 30.6 | | 270 | 10.2 | | | |
| 8 | 40 | 35 | | 30.7 | | 270 | 10.2 | | | |
| 9 | 40 | 35 | | 30.8 | | 270 | 7.2 | | | |
| 10 | 40 | 35 | | 30.9 | | 270 | 7.2 | | | |
| 11 | 38 | 35 | | 31.0 | | 270 | 7.2 | | | |

Weather Data (04 Dec to 10 Dec 2006) - Online

| Time(GMT) | Temperature | Dew Point | Humidity | Sea Level Pressure | Visibility | Wind Direction | Wind Speed | Gust Speed | Precipitation Events | Conditions |
|-----------|---------------------|---------------------|----------|-----------------------|--------------------------------|----------------|--------------------------------------|------------|----------------------|---------------------|
| 12:20 AM | 44.6 °F / 7.0 °C | 41.0 °F / 5.0 °C | 87% | 28.71 in / 972 hPa | 6.2 miles / 10.0 kilometers | West | 9.2 mph / 14.8 km/h / 4.1 m/s | - | N/A | Scattered Clouds |
| 12:50 AM | 44.6 °F / 7.0 °C | 41.0 °F / 5.0 °C | 87% | 28.71 in / 972 hPa | 6.2 miles / 10.0 kilometers | West | 8.1 mph / 13.0 km/h / 3.6 m/s | - | N/A | Scattered Clouds |
| 1:20 AM | 44.6 °F / 7.0 °C | 41.0 °F / 5.0 °C | 87% | 28.74 in / 973 hPa | 6.2 miles / 10.0 kilometers | WNW | 11.5 mph / 18.5 km/h / 5.1 m/s | - | N/A | Scattered Clouds |
| 1:50 AM | 44.6 °F / 7.0 °C | 39.2 °F / 4.0 °C | 81% | 28.77 in / 974 hPa | 6.2 miles / 10.0 kilometers | West | 12.7 mph / 20.4 km/h / 5.7 m/s | - | N/A | Scattered Clouds |
| 2:20 AM | 44.6 °F / 7.0 °C | 41.0 °F / 5.0 °C | 87% | 28.77 in / 974 hPa | 6.2 miles / 10.0 kilometers | West | 13.8 mph / 22.2 km/h / 6.2 m/s | - | N/A | Scattered Clouds |
| 2:50 AM | 44.6 °F / 7.0 °C | 39.2 °F / 4.0 °C | 81% | 28.80 in / 975 hPa | 6.2 miles / 10.0 kilometers | West | 12.7 mph / 20.4 km/h / 5.7 m/s | - | N/A | Overcast |
| 3:20 AM | 44.6 °F / 7.0 °C | 39.2 °F / 4.0 °C | 81% | 28.82 in / 976 hPa | 6.2 miles / 10.0 kilometers | WSW | 10.4 mph / 16.7 km/h / 4.6 m/s | - | N/A | Mostly Cloudy |
| 3:50 AM | 44.6 °F / 7.0 °C | 37.4 °F / 3.0 °C | 76% | 28.82 in / 976 hPa | 6.2 miles / 10.0 kilometers | West | 5.8 mph / 9.3 km/h / 2.6 m/s | - | N/A | Mostly Cloudy |
| 4:20 AM | 44.6 °F / 7.0 °C | 39.2 °F / 4.0 °C | 81% | 28.85 in / 977 hPa | 6.2 miles / 10.0 kilometers | WSW | 9.2 mph / 14.8 km/h / 4.1 m/s | - | N/A | Mostly Cloudy |
| 4:50 AM | 44.6 °F / 7.0 °C | 39.2 °F / 4.0 °C | 81% | 28.85 in / 977 hPa | 6.2 miles / 10.0 kilometers | West | 9.2 mph / 14.8 km/h / 4.1 m/s | - | N/A | Mostly Cloudy |

Weather Data (04 Dec to 10 Dec 2006) - Online

| Time(GMT) | Temperature | Dew Point | Humidity | Sea Level Pressure | Visibility | Wind Direction | Wind Speed | Gust Speed | Precipitation | Events | Conditions |
|-----------|---------------------|---------------------|----------|-----------------------|--------------------------------|----------------|--------------------------------------|------------|---------------|--------|------------------|
| 5:20 AM | 42.8 °F / 6.0 °C | 37.4 °F / 3.0 °C | 81% | 28.88 in / 978 hPa | 6.2 miles / 10.0 kilometers | West | 10.4 mph / 16.7 km/h / 4.6 m/s | - | N/A | | Mostly Cloudy |
| 5:50 AM | 41.0 °F / 5.0 °C | 35.6 °F / 2.0 °C | 81% | 28.88 in / 978 hPa | - | West | 12.7 mph / 20.4 km/h / 5.7 m/s | - | N/A | | Clear |
| 6:20 AM | 41.0 °F / 5.0 °C | 35.6 °F / 2.0 °C | 81% | 28.91 in / 979 hPa | - | West | 8.1 mph / 13.0 km/h / 3.6 m/s | - | N/A | | Clear |
| 6:50 AM | 39.2 °F / 4.0 °C | 35.6 °F / 2.0 °C | 87% | 28.94 in / 980 hPa | - | Variable | 2.3 mph / 3.7 km/h / 1.0 m/s | - | N/A | | Clear |
| 7:20 AM | 37.4 °F / 3.0 °C | 33.8 °F / 1.0 °C | 87% | 28.94 in / 980 hPa | - | SW | 8.1 mph / 13.0 km/h / 3.6 m/s | - | N/A | | Clear |
| 7:50 AM | 39.2 °F / 4.0 °C | 33.8 °F / 1.0 °C | 81% | 28.94 in / 980 hPa | - | West | 9.2 mph / 14.8 km/h / 4.1 m/s | - | N/A | | Clear |
| 8:20 AM | 37.4 °F / 3.0 °C | 33.8 °F / 1.0 °C | 87% | 28.97 in / 981 hPa | - | Variable | 2.3 mph / 3.7 km/h / 1.0 m/s | - | N/A | | Clear |
| 8:50 AM | 37.4 °F / 3.0 °C | 33.8 °F / 1.0 °C | 87% | 29.00 in / 982 hPa | - | West | 2.3 mph / 3.7 km/h / 1.0 m/s | - | N/A | | Clear |
| 9:20 AM | 37.4 °F / 3.0 °C | 33.8 °F / 1.0 °C | 87% | 29.00 in / 982 hPa | 6.2 miles / 10.0 kilometers | West | 6.9 mph / 11.1 km/h / 3.1 m/s | - | N/A | | Partly Cloudy |
| 9:50 AM | 39.2 °F / 4.0 °C | 35.6 °F / 2.0 °C | 87% | 29.00 in / 982 hPa | 6.2 miles / 10.0 kilometers | West | 4.6 mph / 7.4 km/h / 2.1 m/s | - | N/A | | Partly Cloudy |
| 10:20 AM | 39.2 °F / 4.0 °C | 35.6 °F / 2.0 °C | 87% | 29.03 in / 983 hPa | 6.2 miles / 10.0 kilometers | WSW | 4.6 mph / 7.4 km/h / 2.1 m/s | - | N/A | | Partly Cloudy |

Weather Data (04 Dec to 10 Dec 2006) - Online

| Time(GMT) | Temperature | Dew Point | Humidity | Sea Level Pressure | Visibility | Wind Direction | Wind Speed | Gust Speed | Precipitation | Events | Conditions |
|-----------|---------------------|---------------------|----------|-----------------------|--------------------------------|----------------|-------------------------------------|------------|---------------|--------|---------------------|
| 11:20 AM | 42.8 °F / 6.0 °C | 37.4 °F / 3.0 °C | 81% | 29.03 in / 983 hPa | 6.2 miles / 10.0 kilometers | West | 6.9 mph / 11.1 km/h / 3.1 m/s | - | N/A | | Partly Cloudy |
| 11:50 AM | 42.8 °F / 6.0 °C | 37.4 °F / 3.0 °C | 81% | 29.06 in / 984 hPa | 6.2 miles / 10.0 kilometers | West | 5.8 mph / 9.3 km/h / 2.6 m/s | - | N/A | | Partly Cloudy |
| 12:20 PM | 44.6 °F / 7.0 °C | 39.2 °F / 4.0 °C | 81% | 29.06 in / 984 hPa | 6.2 miles / 10.0 kilometers | WSW | 5.8 mph / 9.3 km/h / 2.6 m/s | - | N/A | | Partly Cloudy |
| 12:50 PM | 44.6 °F / 7.0 °C | 39.2 °F / 4.0 °C | 81% | 29.09 in / 985 hPa | 6.2 miles / 10.0 kilometers | West | 8.1 mph / 13.0 km/h / 3.6 m/s | - | N/A | | Scattered Clouds |
| 1:20 PM | 46.4 °F / 8.0 °C | 39.2 °F / 4.0 °C | 76% | 29.09 in / 985 hPa | 6.2 miles / 10.0 kilometers | West | 8.1 mph / 13.0 km/h / 3.6 m/s | - | N/A | | Scattered Clouds |
| 1:50 PM | 44.6 °F / 7.0 °C | 39.2 °F / 4.0 °C | 81% | 29.09 in / 985 hPa | 6.2 miles / 10.0 kilometers | West | 9.2 mph / 14.8 km/h / 4.1 m/s | - | N/A | | Scattered Clouds |
| 2:20 PM | 44.6 °F / 7.0 °C | 37.4 °F / 3.0 °C | 76% | 29.12 in / 986 hPa | 6.2 miles / 10.0 kilometers | West | 6.9 mph / 11.1 km/h / 3.1 m/s | - | N/A | | Scattered Clouds |
| 2:50 PM | 44.6 °F / 7.0 °C | 39.2 °F / 4.0 °C | 81% | 29.12 in / 986 hPa | 6.2 miles / 10.0 kilometers | WSW | 6.9 mph / 11.1 km/h / 3.1 m/s | - | N/A | | Scattered Clouds |
| 3:20 PM | 42.8 °F / 6.0 °C | 37.4 °F / 3.0 °C | 81% | 29.15 in / 987 hPa | 6.2 miles / 10.0 kilometers | WSW | 6.9 mph / 11.1 km/h / 3.1 m/s | - | N/A | | Scattered Clouds |
| 3:50 PM | 41.0 °F / 5.0 °C | 35.6 °F / 2.0 °C | 81% | 29.18 in / 988 hPa | 6.2 miles / 10.0 kilometers | SW | 5.8 mph / 9.3 km/h / 2.6 m/s | - | N/A | | Mostly Cloudy |
| 4:20 PM | 39.2 °F / | 35.6 °F / | 87% | 29.18 in / | 6.2 miles / | WSW | 9.2 mph / | - | N/A | | Scattered |

Weather Data (04 Dec to 10 Dec 2006) - Online

| Time(GMT) | Temperature | Dew Point | Humidity | Sea Level Pressure | Visibility | Wind Direction | Wind Speed | Gust Speed | Precipitation Events | Conditions |
|-----------|---------------------|---------------------|----------|-----------------------|--------------------------------|----------------|--------------------------------------|------------|----------------------|---------------------|
| | 4.0 °C | 2.0 °C | | 988 hPa | 10.0 kilometers | | 14.8 km/h / 4.1 m/s | | | Clouds |
| 4:50 PM | 37.4 °F / 3.0 °C | 33.8 °F / 1.0 °C | 87% | 29.18 in / 988 hPa | 6.2 miles / 10.0 kilometers | WSW | 8.1 mph / 13.0 km/h / 3.6 m/s | - | N/A | Scattered Clouds |
| 5:20 PM | 39.2 °F / 4.0 °C | 35.6 °F / 2.0 °C | 87% | 29.21 in / 989 hPa | - | South | 6.9 mph / 11.1 km/h / 3.1 m/s | - | N/A | Clear |
| 5:50 PM | 41.0 °F / 5.0 °C | 35.6 °F / 2.0 °C | 81% | 29.21 in / 989 hPa | 6.2 miles / 10.0 kilometers | South | 6.9 mph / 11.1 km/h / 3.1 m/s | - | N/A | Partly Cloudy |
| 6:20 PM | 42.8 °F / 6.0 °C | 35.6 °F / 2.0 °C | 76% | 29.24 in / 990 hPa | 6.2 miles / 10.0 kilometers | Variable | 4.6 mph / 7.4 km/h / 2.1 m/s | - | N/A | Partly Cloudy |
| 6:50 PM | 39.2 °F / 4.0 °C | 35.6 °F / 2.0 °C | 87% | 29.27 in / 991 hPa | 6.2 miles / 10.0 kilometers | SSW | 9.2 mph / 14.8 km/h / 4.1 m/s | - | N/A | Partly Cloudy |
| 7:20 PM | 39.2 °F / 4.0 °C | 35.6 °F / 2.0 °C | 87% | 29.27 in / 991 hPa | 6.2 miles / 10.0 kilometers | West | 9.2 mph / 14.8 km/h / 4.1 m/s | - | N/A | Partly Cloudy |
| 7:50 PM | 39.2 °F / 4.0 °C | 35.6 °F / 2.0 °C | 87% | 29.30 in / 992 hPa | 6.2 miles / 10.0 kilometers | West | 10.4 mph / 16.7 km/h / 4.6 m/s | - | N/A | Partly Cloudy |
| 8:20 PM | 39.2 °F / 4.0 °C | 33.8 °F / 1.0 °C | 81% | 29.33 in / 993 hPa | - | South | 5.8 mph / 9.3 km/h / 2.6 m/s | - | N/A | Clear |
| 8:50 PM | 41.0 °F / 5.0 °C | 35.6 °F / 2.0 °C | 81% | 29.36 in / 994 hPa | 6.2 miles / 10.0 kilometers | SSW | 9.2 mph / 14.8 km/h / 4.1 m/s | - | N/A | Mostly Cloudy |
| 9:20 PM | 39.2 °F / | 35.6 °F / | 87% | 29.36 in / | 6.2 miles / | WSW | 10.4 mph / | - | N/A | Mostly |

Weather Data (04 Dec to 10 Dec 2006) - Online

| Time(GMT) | Temperature | Dew Point | Humidity | Sea Level Pressure | Visibility | Wind Direction | Wind Speed | Gust Speed | Precipitation | Events | Conditions |
|-----------|---------------------|---------------------|----------|-----------------------|--------------------------------|----------------|-------------------------------------|------------|---------------|--------|---------------------|
| | 4.0 °C | 2.0 °C | | 994 hPa | 10.0 kilometers | | 16.7 km/h / 4.6 m/s | | | | Cloudy |
| 9:50 PM | 41.0 °F / 5.0 °C | 35.6 °F / 2.0 °C | 81% | 29.36 in / 994 hPa | 6.2 miles / 10.0 kilometers | SSW | 6.9 mph / 11.1 km/h / 3.1 m/s | - | N/A | | Mostly Cloudy |
| 10:20 PM | 39.2 °F / 4.0 °C | 35.6 °F / 2.0 °C | 87% | 29.39 in / 995 hPa | 6.2 miles / 10.0 kilometers | South | 8.1 mph / 13.0 km/h / 3.6 m/s | - | N/A | | Scattered Clouds |
| 10:50 PM | 39.2 °F / 4.0 °C | 35.6 °F / 2.0 °C | 87% | 29.39 in / 995 hPa | 6.2 miles / 10.0 kilometers | SSE | 5.8 mph / 9.3 km/h / 2.6 m/s | - | N/A | | Partly Cloudy |
| 11:20 PM | 39.2 °F / 4.0 °C | 33.8 °F / 1.0 °C | 81% | 29.42 in / 996 hPa | - | South | 5.8 mph / 9.3 km/h / 2.6 m/s | - | N/A | | Clear |
| 11:50 PM | 37.4 °F / 3.0 °C | 33.8 °F / 1.0 °C | 87% | 29.42 in / 996 hPa | - | Variable | 3.5 mph / 5.6 km/h / 1.5 m/s | - | N/A | | Clear |


| Daily Summary for December 9, 2006 Next Day » | | | |
|---|--------------|---------|--------|
| | Actual | Average | Record |
| Temperature | | | |
| Mean Temperature | 37 °F / 3 °C | - | |
| Max Temperature | 42 °F / 6 °C | - | - () |
| Min Temperature | 32 °F / 0 °C | - | - () |
| Degree Days | | | |
| Heating Degree Days | 28 | | |
| Moisture | | | |
| Dew Point | 32 °F / 0 °C | | |
| Average Humidity | 89 | | |
| Maximum Humidity | 100 | | |
| Minimum Humidity | 81 | | |

Astronomy History:


| December 9, 2006 | Rise: | Set: |
|---------------------------------------|-----------------------|------------------------|
| Actual Time | 8:35 AM GMT | 3:44 PM GMT |
| Civil Twilight | 7:48 AM GMT | 4:30 PM GMT |
| Nautical Twilight | 7:00 AM GMT | 5:19 PM GMT |
| Astronomical Twilight | 6:15 AM GMT | 6:04 PM GMT |
| Moon | 8:30 PM GMT (12/9) | 12:19 PM GMT (12/9) |
| Length Of Visible Light: | 8h 42m | |
| Length of Day | 7h 09m | |
| Waning Gibbous, 78% Moon Illumination | | |

Weather Data (04 Dec to 10 Dec 2006) - Online

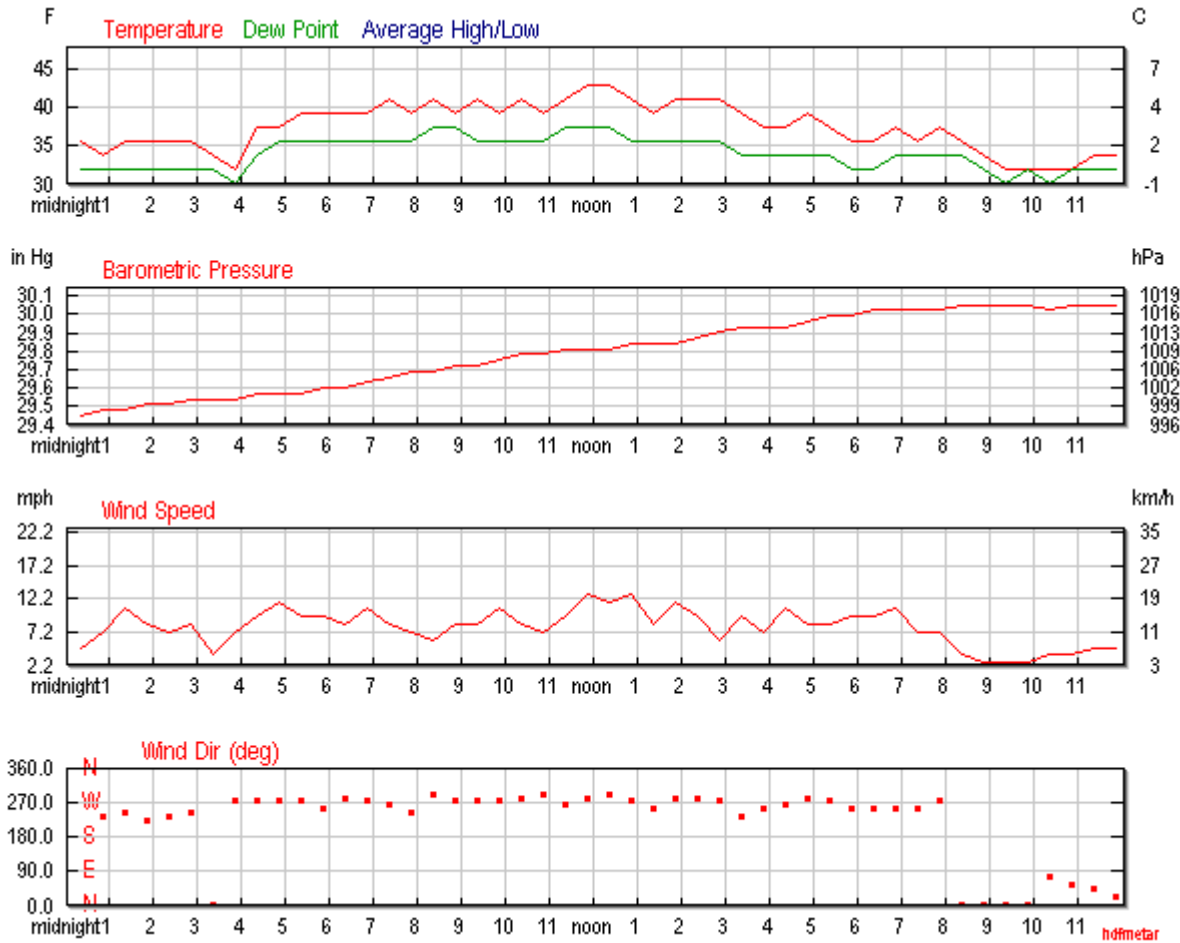
| | | | |
|---|---|---|-------|
| Precipitation | | | |
| Precipitation | 0.00 in / 0.0 cm | - | - () |
| Sea Level Pressure | | | |
| Sea Level Pressure | 29.83 in / 998 hPa | | |
| Wind | | | |
| Wind Speed | 5 mph / 9 km/h () | | |
| Max Wind Speed | 13 mph / 20 km/h | | |
| Max Gust Speed | - | | |
| Visibility | 6.2 miles / 10.0 kilometers | | |
| Events | Rain | | |
| T = Trace of Precipitation, MM = Missing Value Source: Averaged Metar Reports | | | |



12 / 9 **12 / 12** **12 / 20** **12 / 27** **1 / 3**
Last New First Full
Quarter Quarter

 For more information about the solar system,
» [View the Full Star Chart!](#)

Weather Data (04 Dec to 10 Dec 2006) - Online



| Hourly Observations | | | | | | | | | | | |
|---------------------|-------------|-----------|----------|--------------------|------------|----------------|------------|------------|---------------|--------|------------|
| Time(GMT) | Temperature | Dew Point | Humidity | Sea Level Pressure | Visibility | Wind Direction | Wind Speed | Gust Speed | Precipitation | Events | Conditions |
| midnight | 30.0 | 30.0 | 100 | 29.45 | 10 | 270 | 5 | 10 | 0.0 | | Clear |
| 1 | 35.0 | 30.0 | 100 | 29.50 | 10 | 270 | 5 | 10 | 0.0 | | Clear |
| 2 | 35.0 | 30.0 | 100 | 29.55 | 10 | 270 | 5 | 10 | 0.0 | | Clear |
| 3 | 35.0 | 30.0 | 100 | 29.60 | 10 | 270 | 5 | 10 | 0.0 | | Clear |
| 4 | 35.0 | 30.0 | 100 | 29.65 | 10 | 270 | 5 | 10 | 0.0 | | Clear |
| 5 | 35.0 | 30.0 | 100 | 29.70 | 10 | 270 | 5 | 10 | 0.0 | | Clear |
| 6 | 35.0 | 30.0 | 100 | 29.75 | 10 | 270 | 5 | 10 | 0.0 | | Clear |
| 7 | 35.0 | 30.0 | 100 | 29.80 | 10 | 270 | 5 | 10 | 0.0 | | Clear |
| 8 | 35.0 | 30.0 | 100 | 29.85 | 10 | 270 | 5 | 10 | 0.0 | | Clear |
| 9 | 35.0 | 30.0 | 100 | 29.90 | 10 | 270 | 5 | 10 | 0.0 | | Clear |
| 10 | 35.0 | 30.0 | 100 | 29.95 | 10 | 270 | 5 | 10 | 0.0 | | Clear |
| 11 | 35.0 | 30.0 | 100 | 30.00 | 10 | 270 | 5 | 10 | 0.0 | | Clear |

Weather Data (04 Dec to 10 Dec 2006) - Online

| Time(GMT) | Temperature | Dew Point | Humidity | Sea Level Pressure | Visibility | Wind Direction | Wind Speed | Gust Speed | Precipitation | Events | Conditions |
|-----------|---------------------|-----------------------|----------|------------------------|--------------------------------|----------------|--------------------------------------|------------|---------------|--------|------------|
| 12:20 AM | 35.6 °F / 2.0 °C | 32.0 °F / 0.0 °C | 87% | 29.44 in / 997 hPa | - | SSW | 4.6 mph / 7.4 km/h / 2.1 m/s | - | N/A | | Clear |
| 12:50 AM | 33.8 °F / 1.0 °C | 32.0 °F / 0.0 °C | 93% | 29.47 in / 998 hPa | - | SW | 6.9 mph / 11.1 km/h / 3.1 m/s | - | N/A | | Clear |
| 1:20 AM | 35.6 °F / 2.0 °C | 32.0 °F / 0.0 °C | 87% | 29.47 in / 998 hPa | - | WSW | 10.4 mph / 16.7 km/h / 4.6 m/s | - | N/A | | Clear |
| 1:50 AM | 35.6 °F / 2.0 °C | 32.0 °F / 0.0 °C | 87% | 29.50 in / 999 hPa | - | SW | 8.1 mph / 13.0 km/h / 3.6 m/s | - | N/A | | Clear |
| 2:20 AM | 35.6 °F / 2.0 °C | 32.0 °F / 0.0 °C | 87% | 29.50 in / 999 hPa | - | SW | 6.9 mph / 11.1 km/h / 3.1 m/s | - | N/A | | Clear |
| 2:50 AM | 35.6 °F / 2.0 °C | 32.0 °F / 0.0 °C | 87% | 29.53 in / 1000 hPa | - | WSW | 8.1 mph / 13.0 km/h / 3.6 m/s | - | N/A | | Clear |
| 3:20 AM | 33.8 °F / 1.0 °C | 32.0 °F / 0.0 °C | 93% | 29.53 in / 1000 hPa | - | Variable | 3.5 mph / 5.6 km/h / 1.5 m/s | - | N/A | | Clear |
| 3:50 AM | 32.0 °F / 0.0 °C | 30.2 °F / - 1.0 °C | 93% | 29.53 in / 1000 hPa | 6.2 miles / 10.0 kilometers | West | 6.9 mph / 11.1 km/h / 3.1 m/s | - | N/A | | Unknown |
| 4:20 AM | 37.4 °F / 3.0 °C | 33.8 °F / 1.0 °C | 87% | 29.56 in / 1001 hPa | 6.2 miles / 10.0 kilometers | West | 9.2 mph / 14.8 km/h / 4.1 m/s | - | N/A | | Unknown |
| 4:50 AM | 37.4 °F / 3.0 °C | 35.6 °F / 2.0 °C | 93% | 29.56 in / 1001 hPa | 6.2 miles / 10.0 kilometers | West | 11.5 mph / 18.5 km/h / 5.1 m/s | - | N/A | | Unknown |

Weather Data (04 Dec to 10 Dec 2006) - Online

| Time(GMT) | Temperature | Dew Point | Humidity | Sea Level Pressure | Visibility | Wind Direction | Wind Speed | Gust Speed | Precipitation | Events | Conditions |
|-----------|---------------------|---------------------|----------|------------------------|--------------------------------|----------------|--------------------------------------|------------|---------------|--------|--------------------|
| 5:20 AM | 39.2 °F / 4.0 °C | 35.6 °F / 2.0 °C | 87% | 29.56 in / 1001 hPa | - | West | 9.2 mph / 14.8 km/h / 4.1 m/s | - | N/A | | Clear |
| 5:50 AM | 39.2 °F / 4.0 °C | 35.6 °F / 2.0 °C | 87% | 29.59 in / 1002 hPa | 6.2 miles / 10.0 kilometers | WSW | 9.2 mph / 14.8 km/h / 4.1 m/s | - | N/A | | Light Drizzle |
| 6:20 AM | 39.2 °F / 4.0 °C | 35.6 °F / 2.0 °C | 87% | 29.59 in / 1002 hPa | - | West | 8.1 mph / 13.0 km/h / 3.6 m/s | - | N/A | | Clear |
| 6:50 AM | 39.2 °F / 4.0 °C | 35.6 °F / 2.0 °C | 87% | 29.62 in / 1003 hPa | 6.2 miles / 10.0 kilometers | West | 10.4 mph / 16.7 km/h / 4.6 m/s | - | N/A | | Partly Cloudy |
| 7:20 AM | 41.0 °F / 5.0 °C | 35.6 °F / 2.0 °C | 81% | 29.65 in / 1004 hPa | 6.2 miles / 10.0 kilometers | West | 8.1 mph / 13.0 km/h / 3.6 m/s | - | N/A | | Mostly Cloudy |
| 7:50 AM | 39.2 °F / 4.0 °C | 35.6 °F / 2.0 °C | 87% | 29.68 in / 1005 hPa | 6.2 miles / 10.0 kilometers | WSW | 6.9 mph / 11.1 km/h / 3.1 m/s | - | N/A | | Scattered Clouds |
| 8:20 AM | 41.0 °F / 5.0 °C | 37.4 °F / 3.0 °C | 87% | 29.68 in / 1005 hPa | 6.2 miles / 10.0 kilometers | WNW | 5.8 mph / 9.3 km/h / 2.6 m/s | - | N/A | Rain | Light Rain Showers |
| 8:50 AM | 39.2 °F / 4.0 °C | 37.4 °F / 3.0 °C | 93% | 29.71 in / 1006 hPa | 6.2 miles / 10.0 kilometers | West | 8.1 mph / 13.0 km/h / 3.6 m/s | - | N/A | Rain | Light Rain Showers |
| 9:20 AM | 41.0 °F / 5.0 °C | 35.6 °F / 2.0 °C | 81% | 29.71 in / 1006 hPa | 6.2 miles / 10.0 kilometers | West | 8.1 mph / 13.0 km/h / 3.6 m/s | - | N/A | | Partly Cloudy |
| 9:50 AM | 39.2 °F / 4.0 °C | 35.6 °F / 2.0 °C | 87% | 29.74 in / 1007 hPa | 6.2 miles / 10.0 kilometers | West | 10.4 mph / 16.7 km/h / 4.6 m/s | - | N/A | | Partly Cloudy |

Weather Data (04 Dec to 10 Dec 2006) - Online

| Time(GMT) | Temperature | Dew Point | Humidity | Sea Level Pressure | Visibility | Wind Direction | Wind Speed | Gust Speed | Precipitation | Events | Conditions |
|-----------|---------------------|---------------------|----------|------------------------|--------------------------------|----------------|--------------------------------------|------------|---------------|--------|---------------------|
| 10:20 AM | 41.0 °F / 5.0 °C | 35.6 °F / 2.0 °C | 81% | 29.77 in / 1008 hPa | 6.2 miles / 10.0 kilometers | West | 8.1 mph / 13.0 km/h / 3.6 m/s | - | N/A | | Scattered Clouds |
| 10:50 AM | 39.2 °F / 4.0 °C | 35.6 °F / 2.0 °C | 87% | 29.77 in / 1008 hPa | 6.2 miles / 10.0 kilometers | WNW | 6.9 mph / 11.1 km/h / 3.1 m/s | - | N/A | | Partly Cloudy |
| 11:20 AM | 41.0 °F / 5.0 °C | 37.4 °F / 3.0 °C | 87% | 29.80 in / 1009 hPa | 6.2 miles / 10.0 kilometers | West | 9.2 mph / 14.8 km/h / 4.1 m/s | - | N/A | | Scattered Clouds |
| 11:50 AM | 42.8 °F / 6.0 °C | 37.4 °F / 3.0 °C | 81% | 29.80 in / 1009 hPa | 6.2 miles / 10.0 kilometers | West | 12.7 mph / 20.4 km/h / 5.7 m/s | - | N/A | | Scattered Clouds |
| 12:20 PM | 42.8 °F / 6.0 °C | 37.4 °F / 3.0 °C | 81% | 29.80 in / 1009 hPa | 6.2 miles / 10.0 kilometers | WNW | 11.5 mph / 18.5 km/h / 5.1 m/s | - | N/A | | Scattered Clouds |
| 12:50 PM | 41.0 °F / 5.0 °C | 35.6 °F / 2.0 °C | 81% | 29.83 in / 1010 hPa | 6.2 miles / 10.0 kilometers | West | 12.7 mph / 20.4 km/h / 5.7 m/s | - | N/A | | Partly Cloudy |
| 1:20 PM | 39.2 °F / 4.0 °C | 35.6 °F / 2.0 °C | 87% | 29.83 in / 1010 hPa | 6.2 miles / 10.0 kilometers | WSW | 8.1 mph / 13.0 km/h / 3.6 m/s | - | N/A | | Partly Cloudy |
| 1:50 PM | 41.0 °F / 5.0 °C | 35.6 °F / 2.0 °C | 81% | 29.83 in / 1010 hPa | 6.2 miles / 10.0 kilometers | West | 11.5 mph / 18.5 km/h / 5.1 m/s | - | N/A | | Partly Cloudy |
| 2:20 PM | 41.0 °F / 5.0 °C | 35.6 °F / 2.0 °C | 81% | 29.86 in / 1011 hPa | 6.2 miles / 10.0 kilometers | West | 9.2 mph / 14.8 km/h / 4.1 m/s | - | N/A | | Scattered Clouds |
| 2:50 PM | 41.0 °F / 5.0 °C | 35.6 °F / 2.0 °C | 81% | 29.89 in / 1012 hPa | 6.2 miles / 10.0 kilometers | West | 5.8 mph / 9.3 km/h / 2.6 m/s | - | N/A | | Scattered Clouds |

Weather Data (04 Dec to 10 Dec 2006) - Online

| Time(GMT) | Temperature | Dew Point | Humidity | Sea Level Pressure | Visibility | Wind Direction | Wind Speed | Gust Speed | Precipitation | Events | Conditions |
|-----------|---------------------|---------------------|----------|------------------------|--------------------------------|----------------|--------------------------------------|------------|---------------|--------|---------------------|
| 3:20 PM | 39.2 °F / 4.0 °C | 33.8 °F / 1.0 °C | 81% | 29.92 in / 1013 hPa | 6.2 miles / 10.0 kilometers | SW | 9.2 mph / 14.8 km/h / 4.1 m/s | - | N/A | | Scattered Clouds |
| 3:50 PM | 37.4 °F / 3.0 °C | 33.8 °F / 1.0 °C | 87% | 29.92 in / 1013 hPa | 6.2 miles / 10.0 kilometers | WSW | 6.9 mph / 11.1 km/h / 3.1 m/s | - | N/A | | Partly Cloudy |
| 4:20 PM | 37.4 °F / 3.0 °C | 33.8 °F / 1.0 °C | 87% | 29.92 in / 1013 hPa | - | West | 10.4 mph / 16.7 km/h / 4.6 m/s | - | N/A | | Clear |
| 4:50 PM | 39.2 °F / 4.0 °C | 33.8 °F / 1.0 °C | 81% | 29.95 in / 1014 hPa | 6.2 miles / 10.0 kilometers | West | 8.1 mph / 13.0 km/h / 3.6 m/s | - | N/A | | Partly Cloudy |
| 5:20 PM | 37.4 °F / 3.0 °C | 33.8 °F / 1.0 °C | 87% | 29.98 in / 1015 hPa | - | West | 8.1 mph / 13.0 km/h / 3.6 m/s | - | N/A | | Clear |
| 5:50 PM | 35.6 °F / 2.0 °C | 32.0 °F / 0.0 °C | 87% | 29.98 in / 1015 hPa | - | WSW | 9.2 mph / 14.8 km/h / 4.1 m/s | - | N/A | | Clear |
| 6:20 PM | 35.6 °F / 2.0 °C | 32.0 °F / 0.0 °C | 87% | 30.01 in / 1016 hPa | - | WSW | 9.2 mph / 14.8 km/h / 4.1 m/s | - | N/A | | Clear |
| 6:50 PM | 37.4 °F / 3.0 °C | 33.8 °F / 1.0 °C | 87% | 30.01 in / 1016 hPa | 6.2 miles / 10.0 kilometers | WSW | 10.4 mph / 16.7 km/h / 4.6 m/s | - | N/A | | Partly Cloudy |
| 7:20 PM | 35.6 °F / 2.0 °C | 33.8 °F / 1.0 °C | 93% | 30.01 in / 1016 hPa | 6.2 miles / 10.0 kilometers | WSW | 6.9 mph / 11.1 km/h / 3.1 m/s | - | N/A | | Partly Cloudy |
| 7:50 PM | 37.4 °F / 3.0 °C | 33.8 °F / 1.0 °C | 87% | 30.01 in / 1016 hPa | - | West | 6.9 mph / 11.1 km/h / | - | N/A | | Clear |

Weather Data (04 Dec to 10 Dec 2006) - Online

| Time(GMT) | Temperature | Dew Point | Humidity | Sea Level Pressure | Visibility | Wind Direction | Wind Speed | Gust Speed | Precipitation | Events | Conditions |
|-----------|------------------|-------------------|----------|---------------------|-----------------------------|----------------|------------------------------|------------|---------------|--------|------------------|
| | | | | | | | 3.1 m/s | | | | |
| 8:20 PM | 35.6 °F / 2.0 °C | 33.8 °F / 1.0 °C | 93% | 30.04 in / 1017 hPa | - | Variable | 3.5 mph / 5.6 km/h / 1.5 m/s | - | N/A | | Clear |
| 8:50 PM | 33.8 °F / 1.0 °C | 32.0 °F / 0.0 °C | 93% | 30.04 in / 1017 hPa | - | Variable | 2.3 mph / 3.7 km/h / 1.0 m/s | - | N/A | | Clear |
| 9:20 PM | 32.0 °F / 0.0 °C | 30.2 °F / -1.0 °C | 93% | 30.04 in / 1017 hPa | 6.2 miles / 10.0 kilometers | Variable | 2.3 mph / 3.7 km/h / 1.0 m/s | - | N/A | | Partly Cloudy |
| 9:50 PM | 32.0 °F / 0.0 °C | 32.0 °F / 0.0 °C | 100% | 30.04 in / 1017 hPa | 6.2 miles / 10.0 kilometers | Variable | 2.3 mph / 3.7 km/h / 1.0 m/s | - | N/A | | Partly Cloudy |
| 10:20 PM | 32.0 °F / 0.0 °C | 30.2 °F / -1.0 °C | 93% | 30.01 in / 1016 hPa | 6.2 miles / 10.0 kilometers | ENE | 3.5 mph / 5.6 km/h / 1.5 m/s | - | N/A | | Partly Cloudy |
| 10:50 PM | 32.0 °F / 0.0 °C | 32.0 °F / 0.0 °C | 100% | 30.04 in / 1017 hPa | 6.2 miles / 10.0 kilometers | NE | 3.5 mph / 5.6 km/h / 1.5 m/s | - | N/A | | Partly Cloudy |
| 11:20 PM | 33.8 °F / 1.0 °C | 32.0 °F / 0.0 °C | 93% | 30.04 in / 1017 hPa | 6.2 miles / 10.0 kilometers | NE | 4.6 mph / 7.4 km/h / 2.1 m/s | - | N/A | | Scattered Clouds |
| 11:50 PM | 33.8 °F / 1.0 °C | 32.0 °F / 0.0 °C | 93% | 30.04 in / 1017 hPa | 6.2 miles / 10.0 kilometers | NNE | 4.6 mph / 7.4 km/h / 2.1 m/s | - | N/A | | Partly Cloudy |

Daily Summary for December 10, 2006

[Next Day »](#)

| | Actual | Average | Record |
|---------------------|---------------|---------|--------|
| Temperature | | | |
| Mean Temperature | 43 °F / 6 °C | - | |
| Max Temperature | 53 °F / 12 °C | - | - () |
| Min Temperature | 33 °F / 1 °C | - | - () |
| Degree Days | | | |
| Heating Degree Days | 22 | | |

Astronomy History:

| December 10, 2006 | Rise: | Set: |
|-----------------------|---------------------|----------------------|
| Actual Time | 8:36 AM GMT | 3:44 PM GMT |
| Civil Twilight | 7:50 AM GMT | 4:30 PM GMT |
| Nautical Twilight | 7:01 AM GMT | 5:19 PM GMT |
| Astronomical Twilight | 6:16 AM GMT | 6:04 PM GMT |
| Moon | 9:52 PM GMT (12/10) | 12:28 PM GMT (12/10) |


Weather Data (04 Dec to 10 Dec 2006) - Online

| | | | |
|--------------------|--|---|-------|
| Moisture | | | |
| Dew Point | 39 °F / 2 °C | | |
| Average Humidity | 87 | | |
| Maximum Humidity | 94 | | |
| Minimum Humidity | 81 | | |
| Precipitation | | | |
| Precipitation | 0.00 in / 0.0 cm | - | - () |
| Sea Level Pressure | | | |
| Sea Level Pressure | 29.59 in / 1010 hPa | | |
| Wind | | | |
| Wind Speed | 13 mph / 27 km/h () | | |
| Max Wind Speed | 33 mph / 54 km/h | | |
| Max Gust Speed | 47 mph / 76 km/h | | |
| Visibility | 4.2 miles / 7.0 kilometers | | |
| Events | Rain | | |


T = Trace of Precipitation, **MM** = Missing Value **Source:** Averaged Metar Reports

Length Of Visible Light: 8h 40m
Length of Day: 7h 07m

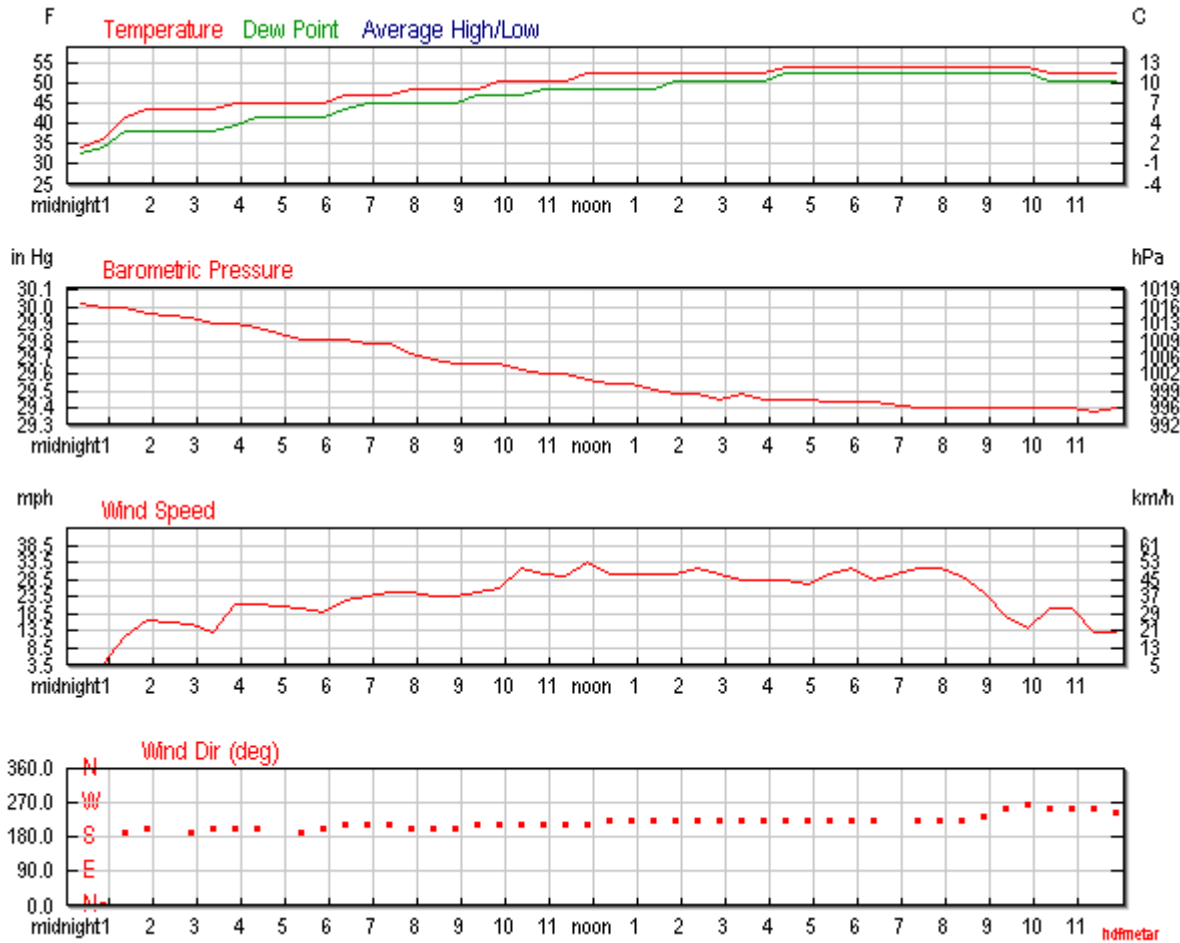
Waning Gibbous, 70% Moon Illumination



12 / 10 **12 / 12** **12 / 20** **12 / 27** **1 / 3**
Last New First Full
Quarter Quarter

 For more information about the solar system,
» [View the Full Star Chart!](#)

Weather Data (04 Dec to 10 Dec 2006) - Online



Hourly Observations

| Time(GMT) | Temperature | Dew Point | Humidity | Sea Level Pressure | Visibility | Wind Direction | Wind Speed | Gust Speed | Precipitation Events | Conditions |
|-----------|-------------|-----------|----------|--------------------|------------|----------------|------------|------------|----------------------|------------|
| midnight | 35 | 28 | | 29.9 | | 180 | 5 | | | |
| 1 | 40 | 32 | | 29.8 | | 180 | 15 | | | |
| 2 | 42 | 34 | | 29.7 | | 180 | 15 | | | |
| 3 | 43 | 35 | | 29.6 | | 180 | 15 | | | |
| 4 | 44 | 36 | | 29.5 | | 180 | 20 | | | |
| 5 | 45 | 37 | | 29.4 | | 180 | 20 | | | |
| 6 | 46 | 38 | | 29.3 | | 180 | 20 | | | |
| 7 | 47 | 39 | | 29.2 | | 180 | 25 | | | |
| 8 | 48 | 40 | | 29.1 | | 180 | 25 | | | |
| 9 | 49 | 41 | | 29.0 | | 180 | 25 | | | |
| 10 | 50 | 42 | | 28.9 | | 180 | 30 | | | |
| 11 | 51 | 43 | | 28.8 | | 180 | 30 | | | |
| noon | 52 | 44 | | 28.7 | | 180 | 35 | | | |
| 1 | 52 | 44 | | 28.6 | | 180 | 35 | | | |
| 2 | 52 | 44 | | 28.5 | | 180 | 35 | | | |
| 3 | 52 | 44 | | 28.4 | | 180 | 35 | | | |
| 4 | 52 | 44 | | 28.3 | | 180 | 35 | | | |
| 5 | 52 | 44 | | 28.2 | | 180 | 35 | | | |
| 6 | 52 | 44 | | 28.1 | | 180 | 35 | | | |
| 7 | 52 | 44 | | 28.0 | | 180 | 35 | | | |
| 8 | 52 | 44 | | 27.9 | | 180 | 35 | | | |
| 9 | 52 | 44 | | 27.8 | | 180 | 35 | | | |
| 10 | 52 | 44 | | 27.7 | | 180 | 35 | | | |
| 11 | 52 | 44 | | 27.6 | | 180 | 35 | | | |

Weather Data (04 Dec to 10 Dec 2006) - Online

| Time(GMT) | Temperature | Dew Point | Humidity | Sea Level Pressure | Visibility | Wind Direction | Wind Speed | Gust Speed | Precipitation Events | Conditions |
|-----------|---------------------|---------------------|----------|------------------------|--------------------------------|----------------|--------------------------------------|---------------------------------------|----------------------|---------------------|
| 12:20 AM | 33.8 °F / 1.0 °C | 32.0 °F / 0.0 °C | 93% | 30.01 in / 1016 hPa | 6.2 miles / 10.0 kilometers | North | 3.5 mph / 5.6 km/h / 1.5 m/s | - | N/A | Scattered Clouds |
| 12:50 AM | 35.6 °F / 2.0 °C | 33.8 °F / 1.0 °C | 93% | 29.98 in / 1015 hPa | 6.2 miles / 10.0 kilometers | Variable | 3.5 mph / 5.6 km/h / 1.5 m/s | - | N/A | Partly Cloudy |
| 1:20 AM | 41.0 °F / 5.0 °C | 37.4 °F / 3.0 °C | 87% | 29.98 in / 1015 hPa | 6.2 miles / 10.0 kilometers | South | 11.5 mph / 18.5 km/h / 5.1 m/s | - | N/A | Partly Cloudy |
| 1:50 AM | 42.8 °F / 6.0 °C | 37.4 °F / 3.0 °C | 81% | 29.95 in / 1014 hPa | - | SSW | 16.1 mph / 25.9 km/h / 7.2 m/s | - | N/A | Clear |
| 2:50 AM | 42.8 °F / 6.0 °C | 37.4 °F / 3.0 °C | 81% | 29.92 in / 1013 hPa | 6.2 miles / 10.0 kilometers | South | 15.0 mph / 24.1 km/h / 6.7 m/s | - | N/A | Light Drizzle |
| 3:20 AM | 42.8 °F / 6.0 °C | 37.4 °F / 3.0 °C | 81% | 29.89 in / 1012 hPa | 6.2 miles / 10.0 kilometers | SSW | 12.7 mph / 20.4 km/h / 5.7 m/s | - | N/A | Light Drizzle |
| 3:50 AM | 44.6 °F / 7.0 °C | 39.2 °F / 4.0 °C | 81% | 29.89 in / 1012 hPa | 6.2 miles / 10.0 kilometers | SSW | 20.7 mph / 33.3 km/h / 9.3 m/s | - | N/A | Light Drizzle |
| 4:20 AM | 44.6 °F / 7.0 °C | 41.0 °F / 5.0 °C | 87% | 29.86 in / 1011 hPa | 6.2 miles / 10.0 kilometers | SSW | 20.7 mph / 33.3 km/h / 9.3 m/s | - | N/A | Light Drizzle |
| 5:20 AM | 44.6 °F / 7.0 °C | 41.0 °F / 5.0 °C | 87% | 29.80 in / 1009 hPa | 5.6 miles / 9.0 kilometers | South | 19.6 mph / 31.5 km/h / 8.7 m/s | 32.2 mph / 51.9 km/h / 14.4 m/s | N/A | Rain Light Rain |
| 5:50 AM | 44.6 °F / 7.0 °C | 41.0 °F / 5.0 °C | 87% | 29.80 in / 1009 hPa | 5.6 miles / 9.0 kilometers | SSW | 18.4 mph / 29.6 km/h / | - | N/A | Rain Light Rain |

Weather Data (04 Dec to 10 Dec 2006) - Online

| Time(GMT) | Temperature | Dew Point | Humidity | Sea Level Pressure | Visibility | Wind Direction | Wind Speed | Gust Speed | Precipitation | Events | Conditions |
|-----------|----------------------|---------------------|----------|------------------------|-------------------------------|----------------|---------------------------------------|---------------------------------------|---------------|--------|------------|
| | | | | | | | 8.2 m/s | | | | |
| 6:20 AM | 46.4 °F / 8.0 °C | 42.8 °F / 6.0 °C | 87% | 29.80 in / 1009 hPa | 5.0 miles / 8.0 kilometers | SSW | 21.9 mph / 35.2 km/h / 9.8 m/s | - | N/A | Rain | Rain |
| 6:50 AM | 46.4 °F / 8.0 °C | 44.6 °F / 7.0 °C | 93% | 29.77 in / 1008 hPa | 5.0 miles / 8.0 kilometers | SSW | 23.0 mph / 37.0 km/h / 10.3 m/s | 34.5 mph / 55.6 km/h / 15.4 m/s | N/A | Rain | Rain |
| 7:20 AM | 46.4 °F / 8.0 °C | 44.6 °F / 7.0 °C | 93% | 29.77 in / 1008 hPa | 4.3 miles / 7.0 kilometers | SSW | 24.2 mph / 38.9 km/h / 10.8 m/s | - | N/A | Rain | Rain |
| 7:50 AM | 48.2 °F / 9.0 °C | 44.6 °F / 7.0 °C | 87% | 29.71 in / 1006 hPa | 4.3 miles / 7.0 kilometers | SSW | 24.2 mph / 38.9 km/h / 10.8 m/s | 40.3 mph / 64.8 km/h / 18.0 m/s | N/A | Rain | Heavy Rain |
| 8:20 AM | 48.2 °F / 9.0 °C | 44.6 °F / 7.0 °C | 87% | 29.68 in / 1005 hPa | 3.7 miles / 6.0 kilometers | SSW | 23.0 mph / 37.0 km/h / 10.3 m/s | - | N/A | Rain | Heavy Rain |
| 8:50 AM | 48.2 °F / 9.0 °C | 44.6 °F / 7.0 °C | 87% | 29.65 in / 1004 hPa | 5.0 miles / 8.0 kilometers | SSW | 23.0 mph / 37.0 km/h / 10.3 m/s | 34.5 mph / 55.6 km/h / 15.4 m/s | N/A | Rain | Rain |
| 9:20 AM | 48.2 °F / 9.0 °C | 46.4 °F / 8.0 °C | 93% | 29.65 in / 1004 hPa | 5.0 miles / 8.0 kilometers | SSW | 24.2 mph / 38.9 km/h / 10.8 m/s | - | N/A | Rain | Heavy Rain |
| 9:50 AM | 50.0 °F / 10.0 °C | 46.4 °F / 8.0 °C | 87% | 29.65 in / 1004 hPa | 3.7 miles / 6.0 kilometers | SSW | 25.3 mph / 40.7 km/h / 11.3 m/s | 38.0 mph / 61.1 km/h / 17.0 m/s | N/A | Rain | Heavy Rain |
| 10:20 AM | 50.0 °F / 10.0 °C | 46.4 °F / 8.0 °C | 87% | 29.62 in / 1003 hPa | 3.7 miles / 6.0 kilometers | SSW | 31.1 mph / 50.0 km/h / 13.9 m/s | - | N/A | Rain | Heavy Rain |

Weather Data (04 Dec to 10 Dec 2006) - Online

| Time(GMT) | Temperature | Dew Point | Humidity | Sea Level Pressure | Visibility | Wind Direction | Wind Speed | Gust Speed | Precipitation | Events | Conditions |
|-----------|----------------------|----------------------|----------|------------------------|-------------------------------|----------------|---------------------------------------|---------------------------------------|---------------|--------|------------|
| 10:50 AM | 50.0 °F / 10.0 °C | 48.2 °F / 9.0 °C | 94% | 29.59 in / 1002 hPa | 4.3 miles / 7.0 kilometers | SSW | 29.9 mph / 48.2 km/h / 13.4 m/s | 43.7 mph / 70.4 km/h / 19.5 m/s | N/A | Rain | Light Rain |
| 11:20 AM | 50.0 °F / 10.0 °C | 48.2 °F / 9.0 °C | 94% | 29.59 in / 1002 hPa | 5.0 miles / 8.0 kilometers | SSW | 28.8 mph / 46.3 km/h / 12.9 m/s | 41.4 mph / 66.7 km/h / 18.5 m/s | N/A | Rain | Rain |
| 11:50 AM | 51.8 °F / 11.0 °C | 48.2 °F / 9.0 °C | 88% | 29.56 in / 1001 hPa | 4.3 miles / 7.0 kilometers | SSW | 33.4 mph / 53.7 km/h / 14.9 m/s | 47.2 mph / 75.9 km/h / 21.1 m/s | N/A | Rain | Light Rain |
| 12:20 PM | 51.8 °F / 11.0 °C | 48.2 °F / 9.0 °C | 88% | 29.53 in / 1000 hPa | 3.1 miles / 5.0 kilometers | SW | 29.9 mph / 48.2 km/h / 13.4 m/s | 43.7 mph / 70.4 km/h / 19.5 m/s | N/A | Rain | Heavy Rain |
| 12:50 PM | 51.8 °F / 11.0 °C | 48.2 °F / 9.0 °C | 88% | 29.53 in / 1000 hPa | 3.1 miles / 5.0 kilometers | SW | 29.9 mph / 48.2 km/h / 13.4 m/s | - | N/A | Rain | Heavy Rain |
| 1:20 PM | 51.8 °F / 11.0 °C | 48.2 °F / 9.0 °C | 88% | 29.50 in / 999 hPa | 3.7 miles / 6.0 kilometers | SW | 29.9 mph / 48.2 km/h / 13.4 m/s | - | N/A | Rain | Rain |
| 1:50 PM | 51.8 °F / 11.0 °C | 50.0 °F / 10.0 °C | 94% | 29.47 in / 998 hPa | 3.1 miles / 5.0 kilometers | SW | 29.9 mph / 48.2 km/h / 13.4 m/s | 41.4 mph / 66.7 km/h / 18.5 m/s | N/A | Rain | Rain |
| 2:20 PM | 51.8 °F / 11.0 °C | 50.0 °F / 10.0 °C | 94% | 29.47 in / 998 hPa | 3.1 miles / 5.0 kilometers | SW | 31.1 mph / 50.0 km/h / 13.9 m/s | 43.7 mph / 70.4 km/h / 19.5 m/s | N/A | Rain | Rain |
| 2:50 PM | 51.8 °F / 11.0 °C | 50.0 °F / 10.0 °C | 94% | 29.44 in / 997 hPa | 2.8 miles / 4.5 kilometers | SW | 29.9 mph / 48.2 km/h / 13.4 m/s | - | N/A | Rain | Rain |
| 3:20 PM | 51.8 °F / 11.0 °C | 50.0 °F / 10.0 °C | 94% | 29.47 in / 998 hPa | 2.8 miles / 4.5 kilometers | SW | 27.6 mph / 44.4 km/h / | - | N/A | Rain | Rain |

Weather Data (04 Dec to 10 Dec 2006) - Online

| Time(GMT) | Temperature | Dew Point | Humidity | Sea Level Pressure | Visibility | Wind Direction | Wind Speed | Gust Speed | Precipitation | Events | Conditions |
|-----------|----------------------|----------------------|----------|-----------------------|-------------------------------|----------------|---------------------------------------|---------------------------------------|---------------|--------|------------|
| | | | | | | | 12.3 m/s | | | | |
| 3:50 PM | 51.8 °F / 11.0 °C | 50.0 °F / 10.0 °C | 94% | 29.44 in / 997 hPa | 2.8 miles / 4.5 kilometers | SW | 27.6 mph / 44.4 km/h / 12.3 m/s | 39.1 mph / 63.0 km/h / 17.5 m/s | N/A | Rain | Rain |
| 4:20 PM | 53.6 °F / 12.0 °C | 51.8 °F / 11.0 °C | 94% | 29.44 in / 997 hPa | 3.7 miles / 6.0 kilometers | SW | 27.6 mph / 44.4 km/h / 12.3 m/s | - | N/A | Rain | Light Rain |
| 4:50 PM | 53.6 °F / 12.0 °C | 51.8 °F / 11.0 °C | 94% | 29.44 in / 997 hPa | 2.5 miles / 4.0 kilometers | SW | 26.5 mph / 42.6 km/h / 11.8 m/s | - | N/A | Rain | Rain |
| 5:20 PM | 53.6 °F / 12.0 °C | 51.8 °F / 11.0 °C | 94% | 29.42 in / 996 hPa | 3.1 miles / 5.0 kilometers | SW | 29.9 mph / 48.2 km/h / 13.4 m/s | 44.9 mph / 72.2 km/h / 20.1 m/s | N/A | Rain | Light Rain |
| 5:50 PM | 53.6 °F / 12.0 °C | 51.8 °F / 11.0 °C | 94% | 29.42 in / 996 hPa | 2.8 miles / 4.5 kilometers | SW | 31.1 mph / 50.0 km/h / 13.9 m/s | 43.7 mph / 70.4 km/h / 19.5 m/s | N/A | Rain | Rain |
| 6:20 PM | 53.6 °F / 12.0 °C | 51.8 °F / 11.0 °C | 94% | 29.42 in / 996 hPa | 2.5 miles / 4.0 kilometers | SW | 27.6 mph / 44.4 km/h / 12.3 m/s | - | N/A | Rain | Rain |
| 7:20 PM | 53.6 °F / 12.0 °C | 51.8 °F / 11.0 °C | 94% | 29.39 in / 995 hPa | 1.6 miles / 2.5 kilometers | SW | 31.1 mph / 50.0 km/h / 13.9 m/s | 43.7 mph / 70.4 km/h / 19.5 m/s | N/A | Rain | Heavy Rain |
| 7:50 PM | 53.6 °F / 12.0 °C | 51.8 °F / 11.0 °C | 94% | 29.39 in / 995 hPa | - | SW | 31.1 mph / 50.0 km/h / 13.9 m/s | 44.9 mph / 72.2 km/h / 20.1 m/s | N/A | Rain | Rain |
| 8:20 PM | 53.6 °F / 12.0 °C | 51.8 °F / 11.0 °C | 94% | 29.39 in / 995 hPa | 2.5 miles / 4.0 kilometers | SW | 28.8 mph / 46.3 km/h / 12.9 m/s | 40.3 mph / 64.8 km/h / 18.0 m/s | N/A | Rain | Rain |

Weather Data (04 Dec to 10 Dec 2006) - Online

| Time(GMT) | Temperature | Dew Point | Humidity | Sea Level Pressure | Visibility | Wind Direction | Wind Speed | Gust Speed | Precipitation | Events | Conditions |
|-----------|----------------------|----------------------|----------|-----------------------|--------------------------------|----------------|---------------------------------------|---------------------------------------|---------------|--------|------------|
| 8:50 PM | 53.6 °F / 12.0 °C | 51.8 °F / 11.0 °C | 94% | 29.39 in / 995 hPa | - | SW | 24.2 mph / 38.9 km/h / 10.8 m/s | - | N/A | Rain | Heavy Rain |
| 9:20 PM | 53.6 °F / 12.0 °C | 51.8 °F / 11.0 °C | 94% | 29.39 in / 995 hPa | - | WSW | 17.3 mph / 27.8 km/h / 7.7 m/s | - | N/A | Rain | Rain |
| 9:50 PM | 53.6 °F / 12.0 °C | 51.8 °F / 11.0 °C | 94% | 29.39 in / 995 hPa | 2.5 miles / 4.0 kilometers | West | 13.8 mph / 22.2 km/h / 6.2 m/s | - | N/A | Rain | Heavy Rain |
| 10:20 PM | 51.8 °F / 11.0 °C | 50.0 °F / 10.0 °C | 94% | 29.39 in / 995 hPa | - | WSW | 19.6 mph / 31.5 km/h / 8.7 m/s | 31.1 mph / 50.0 km/h / 13.9 m/s | N/A | Rain | Heavy Rain |
| 10:50 PM | 51.8 °F / 11.0 °C | 50.0 °F / 10.0 °C | 94% | 29.39 in / 995 hPa | 3.7 miles / 6.0 kilometers | WSW | 19.6 mph / 31.5 km/h / 8.7 m/s | - | N/A | Rain | Rain |
| 11:20 PM | 51.8 °F / 11.0 °C | 50.0 °F / 10.0 °C | 94% | 29.36 in / 994 hPa | 5.6 miles / 9.0 kilometers | WSW | 12.7 mph / 20.4 km/h / 5.7 m/s | - | N/A | Rain | Rain |
| 11:50 PM | 51.8 °F / 11.0 °C | 50.0 °F / 10.0 °C | 94% | 29.39 in / 995 hPa | 6.2 miles / 10.0 kilometers | WSW | 12.7 mph / 20.4 km/h / 5.7 m/s | - | N/A | | Drizzle |