

Weather Data (Winter – Low-rises)

| Daily Summary for October 30, 2006 Next Day » | | | |
|--|----------------------------|---------|--------|
| | Actual | Average | Record |
| Temperature | | | |
| Mean Temperature | 54 °F / 12 °C | - | |
| Max Temperature | 59 °F / 15 °C | - | - () |
| Min Temperature | 48 °F / 9 °C | - | - () |
| Degree Days | | | |
| Heating Degree Days | 12 | | |
| Growing Degree Days | 4 (Base 50) | | |
| Moisture | | | |
| Dew Point | 50 °F / 9 °C | | |
| Average Humidity | 92 | | |
| Maximum Humidity | 100 | | |
| Minimum Humidity | 82 | | |
| Precipitation | | | |
| Precipitation | 0.00 in / 0.0 cm | - | - () |
| Sea Level Pressure | | | |
| Sea Level Pressure | 29.69 in / 1016 hPa | | |
| Wind | | | |
| Wind Speed | 5 mph / 11 km/h () | | |
| Max Wind Speed | 25 mph / 41 km/h | | |
| Max Gust Speed | 38 mph / 61 km/h | | |
| Visibility | 4.6 miles / 8.0 kilometers | | |
| Events | Rain | | |
| T = Trace of Precipitation, MM = Missing Value Source: Averaged Metar Reports | | | |

Astronomy History:

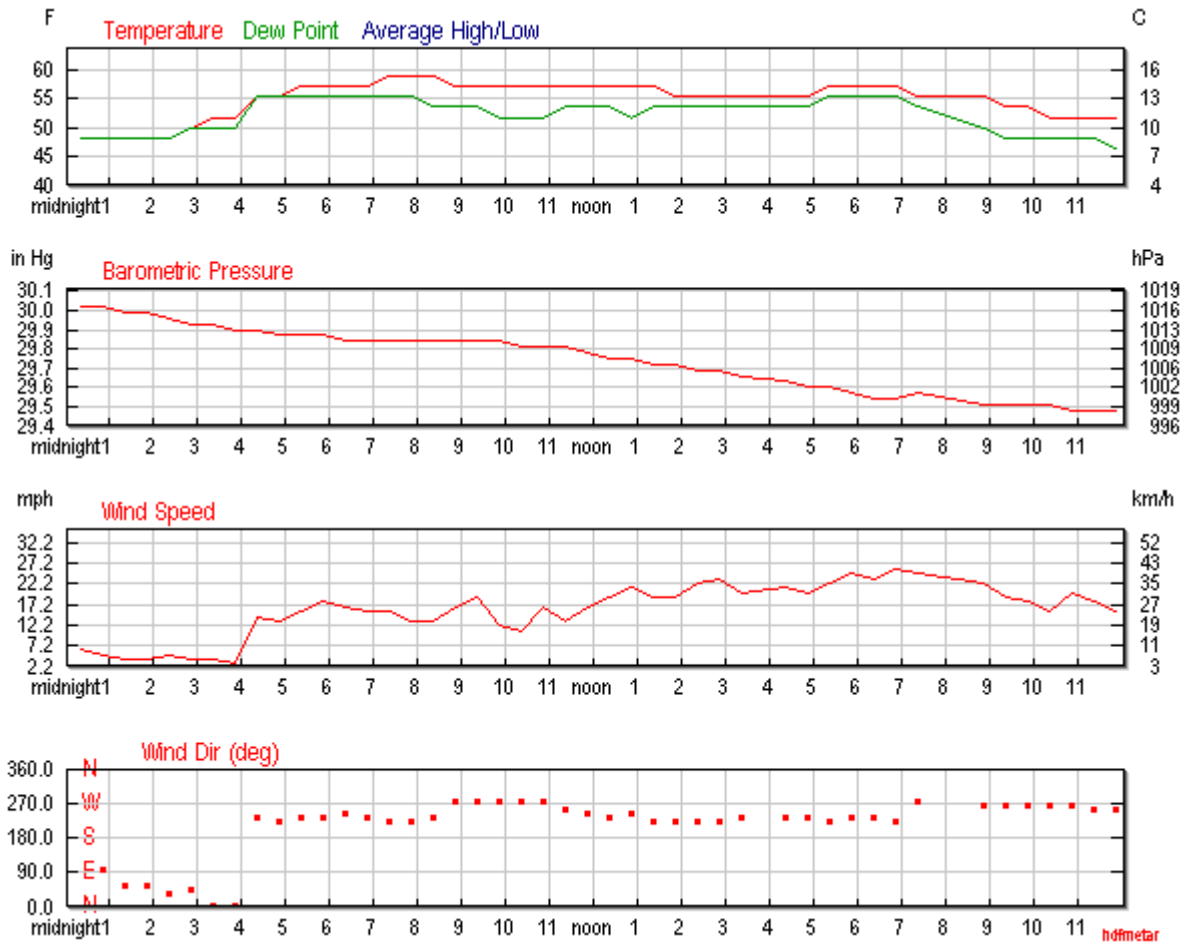
| October 30, 2006 | Rise: | Set: |
|--------------------------|------------------------|-------------------------|
| Actual Time | 7:19 AM GMT | 4:42 PM GMT |
| Civil Twilight | 6:40 AM GMT | 5:21 PM GMT |
| Nautical Twilight | 5:56 AM GMT | 6:05 PM GMT |
| Astronomical Twilight | 5:13 AM GMT | 6:47 PM GMT |
| Moon | 3:04 PM GMT (10/30) | 11:30 PM GMT (10/30) |
| Length Of Visible Light: | 10h 41m | |
| Length of Day | 9h 22m | |

First Quarter, 57% Moon Illumination



For more information about the solar system,
 » [View the Full Star Chart!](#)

Weather Data (Winter – Low-rises)



| Hourly Observations | | | | | | | | | | | |
|---------------------|-------------|-----------|----------|--------------------|------------|----------------|------------|------------|---------------|--------|------------|
| Time(GMT) | Temperature | Dew Point | Humidity | Sea Level Pressure | Visibility | Wind Direction | Wind Speed | Gust Speed | Precipitation | Events | Conditions |
| midnight | 48 | 48 | 75 | 30.0 | 10 | E | 5 | 8 | 0.0 | | Clear |
| 1 | 48 | 48 | 75 | 29.9 | 10 | E | 5 | 8 | 0.0 | | Clear |
| 2 | 49 | 49 | 75 | 29.8 | 10 | E | 5 | 8 | 0.0 | | Clear |
| 3 | 50 | 50 | 75 | 29.8 | 10 | E | 5 | 8 | 0.0 | | Clear |
| 4 | 52 | 52 | 75 | 29.8 | 10 | E | 5 | 8 | 0.0 | | Clear |
| 5 | 55 | 52 | 75 | 29.8 | 10 | W | 15 | 20 | 0.0 | | Clear |
| 6 | 56 | 52 | 75 | 29.8 | 10 | W | 20 | 25 | 0.0 | | Clear |
| 7 | 57 | 52 | 75 | 29.8 | 10 | W | 20 | 25 | 0.0 | | Clear |
| 8 | 58 | 52 | 75 | 29.8 | 10 | W | 20 | 25 | 0.0 | | Clear |
| 9 | 57 | 52 | 75 | 29.8 | 10 | W | 20 | 25 | 0.0 | | Clear |
| 10 | 56 | 51 | 75 | 29.8 | 10 | W | 18 | 22 | 0.0 | | Clear |
| 11 | 56 | 51 | 75 | 29.8 | 10 | W | 18 | 22 | 0.0 | | Clear |
| noon | 56 | 51 | 75 | 29.7 | 10 | W | 18 | 22 | 0.0 | | Clear |
| 1 | 55 | 51 | 75 | 29.7 | 10 | W | 18 | 22 | 0.0 | | Clear |
| 2 | 55 | 51 | 75 | 29.6 | 10 | W | 18 | 22 | 0.0 | | Clear |
| 3 | 55 | 51 | 75 | 29.6 | 10 | W | 18 | 22 | 0.0 | | Clear |
| 4 | 55 | 51 | 75 | 29.6 | 10 | W | 18 | 22 | 0.0 | | Clear |
| 5 | 55 | 51 | 75 | 29.5 | 10 | W | 18 | 22 | 0.0 | | Clear |
| 6 | 56 | 51 | 75 | 29.5 | 10 | W | 22 | 28 | 0.0 | | Clear |
| 7 | 56 | 51 | 75 | 29.5 | 10 | W | 22 | 28 | 0.0 | | Clear |
| 8 | 55 | 50 | 75 | 29.5 | 10 | W | 20 | 25 | 0.0 | | Clear |
| 9 | 54 | 49 | 75 | 29.5 | 10 | W | 18 | 22 | 0.0 | | Clear |
| 10 | 52 | 48 | 75 | 29.5 | 10 | W | 15 | 18 | 0.0 | | Clear |
| 11 | 51 | 48 | 75 | 29.4 | 10 | W | 15 | 18 | 0.0 | | Clear |

Weather Data (Winter – Low-rises)

| Time(GMT) | Temperature | Dew Point | Humidity | Sea Level Pressure | Visibility | Wind Direction | Wind Speed | Gust Speed | Precipitation | Events | Conditions |
|-----------|----------------------|----------------------|----------|------------------------|-------------------------------|----------------|-------------------------|------------|---------------|--------|--------------------|
| 12:20 AM | 48.2 °F / 9.0 °C | 48.2 °F / 9.0 °C | 100% | 30.01 in / 1016 hPa | - | East | 5.8 mph / 9.3 km/h | - | N/A | | Mostly Cloudy |
| 12:50 AM | 48.2 °F / 9.0 °C | 48.2 °F / 9.0 °C | 100% | 30.01 in / 1016 hPa | 3.1 miles / 5.0 kilometers | East | 4.6 mph / 7.4 km/h | - | N/A | | Mostly Cloudy |
| 1:20 AM | 48.2 °F / 9.0 °C | 48.2 °F / 9.0 °C | 100% | 29.98 in / 1015 hPa | - | NE | 3.5 mph / 5.6 km/h | - | N/A | | Light Drizzle |
| 1:50 AM | 48.2 °F / 9.0 °C | 48.2 °F / 9.0 °C | 100% | 29.98 in / 1015 hPa | - | NE | 3.5 mph / 5.6 km/h | - | N/A | | Drizzle |
| 2:20 AM | 48.2 °F / 9.0 °C | 48.2 °F / 9.0 °C | 100% | 29.95 in / 1014 hPa | 1.6 miles / 2.6 kilometers | NNE | 4.6 mph / 7.4 km/h | - | N/A | Rain | Light Rain |
| 2:50 AM | 50.0 °F / 10.0 °C | 50.0 °F / 10.0 °C | 100% | 29.92 in / 1013 hPa | 1.4 miles / 2.3 kilometers | NE | 3.5 mph / 5.6 km/h | - | N/A | | Drizzle |
| 3:20 AM | 51.8 °F / 11.0 °C | 50.0 °F / 10.0 °C | 94% | 29.92 in / 1013 hPa | - | Variable | 3.5 mph / 5.6 km/h | - | N/A | | Drizzle |
| 3:50 AM | 51.8 °F / 11.0 °C | 50.0 °F / 10.0 °C | 94% | 29.89 in / 1012 hPa | - | Variable | 2.3 mph / 3.7 km/h | - | N/A | | Light Drizzle |
| 4:20 AM | 55.4 °F / 13.0 °C | 55.4 °F / 13.0 °C | 100% | 29.89 in / 1012 hPa | 1.9 miles / 3.0 kilometers | SW | 13.8 mph / 22.2 km/h | - | N/A | Rain | Light Rain |
| 4:50 AM | 55.4 °F / 13.0 °C | 55.4 °F / 13.0 °C | 100% | 29.86 in / 1011 hPa | - | SW | 12.7 mph / 20.4 km/h | - | N/A | Rain | Light Rain |
| 5:20 AM | 57.2 °F / 14.0 °C | 55.4 °F / 13.0 °C | 94% | 29.86 in / 1011 hPa | 2.5 miles / 4.0 kilometers | SW | 15.0 mph / 24.1 km/h | - | N/A | Rain | Light Rain |
| 5:50 AM | 57.2 °F / 14.0 °C | 55.4 °F / 13.0 °C | 94% | 29.86 in / 1011 hPa | 3.1 miles / 5.0 kilometers | SW | 17.3 mph / 27.8 km/h | - | N/A | Rain | Light Rain |
| 6:20 AM | 57.2 °F / 14.0 °C | 55.4 °F / 13.0 °C | 94% | 29.83 in / 1010 hPa | 5.0 miles / 8.0 kilometers | WSW | 16.1 mph / 25.9 km/h | - | N/A | Rain | Light Rain Showers |

Weather Data (Winter – Low-rises)

| Time(GMT) | Temperature | Dew Point | Humidity | Sea Level Pressure | Visibility | Wind Direction | Wind Speed | Gust Speed | Precipitation | Events | Conditions |
|-----------|----------------------|----------------------|----------|------------------------|--------------------------------|----------------|-------------------------|------------|---------------|--------|---------------------|
| 6:50 AM | 57.2 °F / 14.0 °C | 55.4 °F / 13.0 °C | 94% | 29.83 in / 1010 hPa | 6.2 miles / 10.0 kilometers | SW | 15.0 mph / 24.1 km/h | - | N/A | | Mostly Cloudy |
| 7:20 AM | 59.0 °F / 15.0 °C | 55.4 °F / 13.0 °C | 88% | 29.83 in / 1010 hPa | 6.2 miles / 10.0 kilometers | SW | 15.0 mph / 24.1 km/h | - | N/A | | Mostly Cloudy |
| 7:50 AM | 59.0 °F / 15.0 °C | 55.4 °F / 13.0 °C | 88% | 29.83 in / 1010 hPa | 6.2 miles / 10.0 kilometers | SW | 12.7 mph / 20.4 km/h | - | N/A | | Scattered Clouds |
| 8:20 AM | 59.0 °F / 15.0 °C | 53.6 °F / 12.0 °C | 82% | 29.83 in / 1010 hPa | 6.2 miles / 10.0 kilometers | SW | 12.7 mph / 20.4 km/h | - | N/A | | Mostly Cloudy |
| 8:50 AM | 57.2 °F / 14.0 °C | 53.6 °F / 12.0 °C | 88% | 29.83 in / 1010 hPa | 6.2 miles / 10.0 kilometers | West | 16.1 mph / 25.9 km/h | - | N/A | | Mostly Cloudy |
| 9:20 AM | 57.2 °F / 14.0 °C | 53.6 °F / 12.0 °C | 88% | 29.83 in / 1010 hPa | 6.2 miles / 10.0 kilometers | West | 18.4 mph / 29.6 km/h | - | N/A | | Mostly Cloudy |
| 9:50 AM | 57.2 °F / 14.0 °C | 51.8 °F / 11.0 °C | 82% | 29.83 in / 1010 hPa | 6.2 miles / 10.0 kilometers | West | 11.5 mph / 18.5 km/h | - | N/A | | Scattered Clouds |
| 10:20 AM | 57.2 °F / 14.0 °C | 51.8 °F / 11.0 °C | 82% | 29.80 in / 1009 hPa | 6.2 miles / 10.0 kilometers | West | 10.4 mph / 16.7 km/h | - | N/A | | Scattered Clouds |
| 10:50 AM | 57.2 °F / 14.0 °C | 51.8 °F / 11.0 °C | 82% | 29.80 in / 1009 hPa | 6.2 miles / 10.0 kilometers | West | 16.1 mph / 25.9 km/h | - | N/A | | Scattered Clouds |
| 11:20 AM | 57.2 °F / 14.0 °C | 53.6 °F / 12.0 °C | 88% | 29.80 in / 1009 hPa | 6.2 miles / 10.0 kilometers | WSW | 12.7 mph / 20.4 km/h | - | N/A | | Mostly Cloudy |
| 11:50 AM | 57.2 °F / 14.0 °C | 53.6 °F / 12.0 °C | 88% | 29.77 in / 1008 hPa | 6.2 miles / 10.0 kilometers | WSW | 16.1 mph / 25.9 km/h | - | N/A | | Scattered Clouds |
| 12:20 PM | 57.2 °F / 14.0 °C | 53.6 °F / 12.0 °C | 88% | 29.74 in / 1007 hPa | 6.2 miles / 10.0 kilometers | SW | 18.4 mph / 29.6 km/h | - | N/A | | Mostly Cloudy |
| 12:50 PM | 57.2 °F / 14.0 °C | 51.8 °F / 11.0 °C | 82% | 29.74 in / 1007 hPa | 6.2 miles / 10.0 kilometers | WSW | 20.7 mph / 33.3 km/h | - | N/A | | Unknown |

Weather Data (Winter – Low-rises)

| Time(GMT) | Temperature | Dew Point | Humidity | Sea Level Pressure | Visibility | Wind Direction | Wind Speed | Gust Speed | Precipitation | Events | Conditions |
|-----------|----------------------|----------------------|----------|------------------------|--------------------------------|----------------|-------------------------|-------------------------|---------------|--------|--------------------|
| 1:20 PM | 57.2 °F / 14.0 °C | 53.6 °F / 12.0 °C | 88% | 29.71 in / 1006 hPa | 6.2 miles / 10.0 kilometers | SW | 18.4 mph / 29.6 km/h | - | N/A | | Unknown |
| 1:50 PM | 55.4 °F / 13.0 °C | 53.6 °F / 12.0 °C | 94% | 29.71 in / 1006 hPa | 5.6 miles / 9.0 kilometers | SW | 18.4 mph / 29.6 km/h | - | N/A | | Mostly Cloudy |
| 2:20 PM | 55.4 °F / 13.0 °C | 53.6 °F / 12.0 °C | 94% | 29.68 in / 1005 hPa | 6.2 miles / 10.0 kilometers | SW | 21.9 mph / 35.2 km/h | - | N/A | | Mostly Cloudy |
| 2:50 PM | 55.4 °F / 13.0 °C | 53.6 °F / 12.0 °C | 94% | 29.68 in / 1005 hPa | 3.7 miles / 6.0 kilometers | SW | 23.0 mph / 37.0 km/h | - | N/A | Rain | Light Rain Showers |
| 3:20 PM | 55.4 °F / 13.0 °C | 53.6 °F / 12.0 °C | 94% | 29.65 in / 1004 hPa | 1.9 miles / 3.0 kilometers | SW | 19.6 mph / 31.5 km/h | - | N/A | Rain | Rain |
| 4:20 PM | 55.4 °F / 13.0 °C | 53.6 °F / 12.0 °C | 94% | 29.62 in / 1003 hPa | 2.5 miles / 4.0 kilometers | SW | 20.7 mph / 33.3 km/h | - | N/A | | Unknown |
| 4:50 PM | 55.4 °F / 13.0 °C | 53.6 °F / 12.0 °C | 94% | 29.59 in / 1002 hPa | 2.5 miles / 4.0 kilometers | SW | 19.6 mph / 31.5 km/h | - | N/A | Rain | Light Rain |
| 5:20 PM | 57.2 °F / 14.0 °C | 55.4 °F / 13.0 °C | 94% | 29.59 in / 1002 hPa | 6.2 miles / 10.0 kilometers | SW | 21.9 mph / 35.2 km/h | - | N/A | Rain | Light Rain |
| 5:50 PM | 57.2 °F / 14.0 °C | 55.4 °F / 13.0 °C | 94% | 29.56 in / 1001 hPa | 6.2 miles / 10.0 kilometers | SW | 24.2 mph / 38.9 km/h | - | N/A | Rain | Light Rain |
| 6:20 PM | 57.2 °F / 14.0 °C | 55.4 °F / 13.0 °C | 94% | 29.53 in / 1000 hPa | 2.2 miles / 3.5 kilometers | SW | 23.0 mph / 37.0 km/h | - | N/A | Rain | Heavy Rain Showers |
| 6:50 PM | 57.2 °F / 14.0 °C | 55.4 °F / 13.0 °C | 94% | 29.53 in / 1000 hPa | 2.5 miles / 4.0 kilometers | SW | 25.3 mph / 40.7 km/h | - | N/A | Rain | Light Rain |
| 7:20 PM | 55.4 °F / 13.0 °C | 53.6 °F / 12.0 °C | 94% | 29.56 in / 1001 hPa | - | West | 24.2 mph / 38.9 km/h | 38.0 mph / 61.1 km/h | N/A | Rain | Heavy Rain |
| 8:50 PM | 55.4 °F / 13.0 °C | 50.0 °F / 10.0 °C | 82% | 29.50 in / 999 hPa | 6.2 miles / 10.0 kilometers | West | 21.9 mph / 35.2 km/h | 36.8 mph / 59.3 km/h | N/A | | Mostly Cloudy |

Weather Data (Winter – Low-rises)

| Time(GMT) | Temperature | Dew Point | Humidity | Sea Level Pressure | Visibility | Wind Direction | Wind Speed | Gust Speed | Precipitation | Events | Conditions |
|-----------|----------------------|---------------------|----------|-----------------------|--------------------------------|----------------|-------------------------|-------------------------|---------------|--------|------------------|
| 9:20 PM | 53.6 °F / 12.0 °C | 48.2 °F / 9.0 °C | 82% | 29.50 in / 999 hPa | 6.2 miles / 10.0 kilometers | West | 18.4 mph / 29.6 km/h | - | N/A | | Mostly Cloudy |
| 9:50 PM | 53.6 °F / 12.0 °C | 48.2 °F / 9.0 °C | 82% | 29.50 in / 999 hPa | 5.0 miles / 8.0 kilometers | West | 17.3 mph / 27.8 km/h | 31.1 mph / 50.0 km/h | N/A | Rain | Rain Showers |
| 10:20 PM | 51.8 °F / 11.0 °C | 48.2 °F / 9.0 °C | 88% | 29.50 in / 999 hPa | 6.2 miles / 10.0 kilometers | West | 15.0 mph / 24.1 km/h | - | N/A | | Unknown |
| 10:50 PM | 51.8 °F / 11.0 °C | 48.2 °F / 9.0 °C | 88% | 29.47 in / 998 hPa | 5.6 miles / 9.0 kilometers | West | 19.6 mph / 31.5 km/h | 34.5 mph / 55.6 km/h | N/A | Rain | Rain Showers |
| 11:20 PM | 51.8 °F / 11.0 °C | 48.2 °F / 9.0 °C | 88% | 29.47 in / 998 hPa | 5.0 miles / 8.0 kilometers | WSW | 17.3 mph / 27.8 km/h | - | N/A | Rain | Rain Showers |
| 11:50 PM | 51.8 °F / 11.0 °C | 46.4 °F / 8.0 °C | 82% | 29.47 in / 998 hPa | 5.0 miles / 8.0 kilometers | WSW | 15.0 mph / 24.1 km/h | - | N/A | | Unknown |

Daily Summary for November 2, 2006

[Next Day »](#)

| | Actual | Average | Record |
|---------------------|---------------|---------|--------|
| Temperature | | | |
| Mean Temperature | 41 °F / 5 °C | - | |
| Max Temperature | 50 °F / 10 °C | - | - () |
| Min Temperature | 32 °F / 0 °C | - | - () |
| Degree Days | | | |
| Heating Degree Days | 24 | | |
| Moisture | | | |
| Dew Point | 31 °F / 0 °C | | |
| Average Humidity | 85 | | |
| Maximum Humidity | 100 | | |
| Minimum Humidity | 66 | | |
| Precipitation | | | |


Astronomy History:

| November 2, 2006 | Rise: | Set: |
|--|-----------------------|-----------------------|
| Actual Time | 7:25 AM GMT | 4:35 PM GMT |
| Civil Twilight | 6:46 AM GMT | 5:15 PM GMT |
| Nautical Twilight | 6:02 AM GMT | 5:59 PM GMT |
| Astronomical Twilight | 5:19 AM GMT | 6:42 PM GMT |
| Moon | 3:27 PM GMT (11/2) | 2:41 AM GMT (11/2) |
| Length Of Visible Light: | 10h 29m | |
| Length of Day | 9h 09m | |
| Waxing Gibbous, 87% Moon Illumination | | |


Weather Data (Winter – Low-rises)

| | | | |
|--------------------|---|---|-------|
| Precipitation | 0.00 in / 0.0 cm | - | - () |
| Sea Level Pressure | | | |
| Sea Level Pressure | 30.61 in / 1036 hPa | | |
| Wind | | | |
| Wind Speed | 2 mph / 4 km/h () | | |
| Max Wind Speed | 10 mph / 17 km/h | | |
| Max Gust Speed | - | | |
| Visibility | 6.2 miles / 10.0 kilometers | | |
| Events | | | |

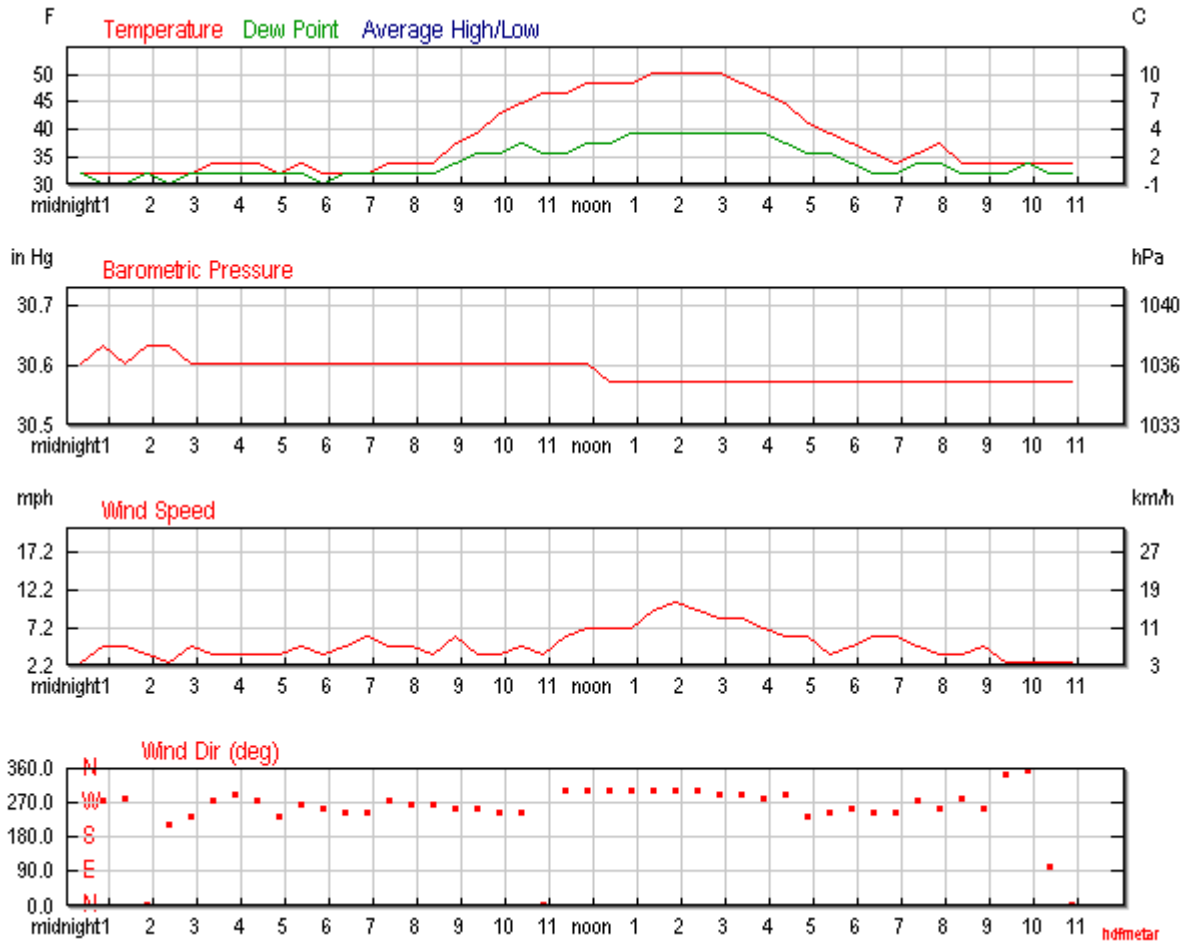
T = Trace of Precipitation, MM = Missing Value Source: Averaged Metar Reports



11 / 2 **11 / 5** **11 / 12** **11 / 20** **11 / 28**
Full Last Quarter New First Quarter

 For more information about the solar system, » [View the Full Star Chart!](#)

Weather Data (Winter – Low-rises)



Hourly Observations

| Time(GMT) | Temperature | Dew Point | Humidity | Sea Level Pressure | Visibility | Wind Direction | Wind Speed | Gust Speed | Precipitation | Events | Conditions |
|-----------|-------------|-----------|----------|--------------------|------------|----------------|------------|------------|---------------|--------|------------|
| midnight | 32 | 30 | 95 | 1036 | 10 | 270 | 4 | 8 | 0.0 | | Clear |
| 1 | 32 | 30 | 95 | 1036 | 10 | 270 | 4 | 8 | 0.0 | | Clear |
| 2 | 32 | 30 | 95 | 1036 | 10 | 270 | 4 | 8 | 0.0 | | Clear |
| 3 | 33 | 30 | 95 | 1036 | 10 | 270 | 4 | 8 | 0.0 | | Clear |
| 4 | 34 | 30 | 95 | 1036 | 10 | 270 | 4 | 8 | 0.0 | | Clear |
| 5 | 33 | 30 | 95 | 1036 | 10 | 270 | 4 | 8 | 0.0 | | Clear |
| 6 | 32 | 30 | 95 | 1036 | 10 | 270 | 4 | 8 | 0.0 | | Clear |
| 7 | 33 | 30 | 95 | 1036 | 10 | 270 | 4 | 8 | 0.0 | | Clear |
| 8 | 33 | 30 | 95 | 1036 | 10 | 270 | 4 | 8 | 0.0 | | Clear |
| 9 | 36 | 32 | 95 | 1036 | 10 | 270 | 4 | 8 | 0.0 | | Clear |
| 10 | 42 | 33 | 95 | 1036 | 10 | 270 | 4 | 8 | 0.0 | | Clear |
| 11 | 48 | 34 | 95 | 1036 | 10 | 270 | 4 | 8 | 0.0 | | Clear |
| noon | 48 | 34 | 95 | 1036 | 10 | 270 | 4 | 8 | 0.0 | | Clear |
| 1 | 49 | 34 | 95 | 1036 | 10 | 270 | 4 | 8 | 0.0 | | Clear |
| 2 | 50 | 34 | 95 | 1036 | 10 | 270 | 4 | 8 | 0.0 | | Clear |
| 3 | 50 | 34 | 95 | 1036 | 10 | 270 | 4 | 8 | 0.0 | | Clear |
| 4 | 48 | 34 | 95 | 1036 | 10 | 270 | 4 | 8 | 0.0 | | Clear |
| 5 | 42 | 33 | 95 | 1036 | 10 | 270 | 4 | 8 | 0.0 | | Clear |
| 6 | 38 | 32 | 95 | 1036 | 10 | 270 | 4 | 8 | 0.0 | | Clear |
| 7 | 35 | 31 | 95 | 1036 | 10 | 270 | 4 | 8 | 0.0 | | Clear |
| 8 | 34 | 31 | 95 | 1036 | 10 | 270 | 4 | 8 | 0.0 | | Clear |
| 9 | 33 | 31 | 95 | 1036 | 10 | 270 | 4 | 8 | 0.0 | | Clear |
| 10 | 33 | 31 | 95 | 1036 | 10 | 270 | 4 | 8 | 0.0 | | Clear |
| 11 | 33 | 31 | 95 | 1036 | 10 | 270 | 4 | 8 | 0.0 | | Clear |

Weather Data (Winter – Low-rises)

| Time(GMT) | Temperature | Dew Point | Humidity | Sea Level Pressure | Visibility | Wind Direction | Wind Speed | Gust Speed | Precipitation | Events | Conditions |
|-----------|------------------|-------------------|----------|---------------------|-----------------------------|----------------|--------------------|------------|---------------|--------|------------------|
| 12:20 AM | 32.0 °F / 0.0 °C | 32.0 °F / 0.0 °C | 100% | 30.60 in / 1036 hPa | - | Variable | 2.3 mph / 3.7 km/h | - | N/A | | Clear |
| 12:50 AM | 32.0 °F / 0.0 °C | 30.2 °F / -1.0 °C | 93% | 30.63 in / 1037 hPa | 6.2 miles / 10.0 kilometers | West | 4.6 mph / 7.4 km/h | - | N/A | | Scattered Clouds |
| 1:20 AM | 32.0 °F / 0.0 °C | 30.2 °F / -1.0 °C | 93% | 30.60 in / 1036 hPa | 6.2 miles / 10.0 kilometers | West | 4.6 mph / 7.4 km/h | - | N/A | | Mostly Cloudy |
| 1:50 AM | 32.0 °F / 0.0 °C | 32.0 °F / 0.0 °C | 100% | 30.63 in / 1037 hPa | 6.2 miles / 10.0 kilometers | Variable | 3.5 mph / 5.6 km/h | - | N/A | | Scattered Clouds |
| 2:20 AM | 32.0 °F / 0.0 °C | 30.2 °F / -1.0 °C | 93% | 30.63 in / 1037 hPa | - | SSW | 2.3 mph / 3.7 km/h | - | N/A | | Clear |
| 2:50 AM | 32.0 °F / 0.0 °C | 32.0 °F / 0.0 °C | 100% | 30.60 in / 1036 hPa | 6.2 miles / 10.0 kilometers | SW | 4.6 mph / 7.4 km/h | - | N/A | | Unknown |
| 3:20 AM | 33.8 °F / 1.0 °C | 32.0 °F / 0.0 °C | 93% | 30.60 in / 1036 hPa | 6.2 miles / 10.0 kilometers | West | 3.5 mph / 5.6 km/h | - | N/A | | Unknown |
| 3:50 AM | 33.8 °F / 1.0 °C | 32.0 °F / 0.0 °C | 93% | 30.60 in / 1036 hPa | 6.2 miles / 10.0 kilometers | WNW | 3.5 mph / 5.6 km/h | - | N/A | | Unknown |
| 4:20 AM | 33.8 °F / 1.0 °C | 32.0 °F / 0.0 °C | 93% | 30.60 in / 1036 hPa | 6.2 miles / 10.0 kilometers | West | 3.5 mph / 5.6 km/h | - | N/A | | Unknown |
| 4:50 AM | 32.0 °F / 0.0 °C | 32.0 °F / 0.0 °C | 100% | 30.60 in / 1036 hPa | - | SW | 3.5 mph / 5.6 km/h | - | N/A | | Clear |
| 5:20 AM | 33.8 °F / 1.0 °C | 32.0 °F / 0.0 °C | 93% | 30.60 in / 1036 hPa | - | West | 4.6 mph / 7.4 km/h | - | N/A | | Clear |
| 5:50 AM | 32.0 °F / 0.0 °C | 30.2 °F / -1.0 °C | 93% | 30.60 in / 1036 hPa | - | WSW | 3.5 mph / 5.6 km/h | - | N/A | | Clear |
| 6:20 AM | 32.0 °F / 0.0 °C | 32.0 °F / 0.0 °C | 100% | 30.60 in / 1036 hPa | - | WSW | 4.6 mph / 7.4 km/h | - | N/A | | Clear |

Weather Data (Winter – Low-rises)

| Time(GMT) | Temperature | Dew Point | Humidity | Sea Level Pressure | Visibility | Wind Direction | Wind Speed | Gust Speed | Precipitation | Events | Conditions |
|-----------|---------------------|---------------------|----------|------------------------|--------------------------------|----------------|------------------------|------------|---------------|--------|---------------|
| 6:50 AM | 32.0 °F / 0.0 °C | 32.0 °F / 0.0 °C | 100% | 30.60 in / 1036 hPa | - | WSW | 5.8 mph / 9.3 km/h | - | N/A | | Clear |
| 7:20 AM | 33.8 °F / 1.0 °C | 32.0 °F / 0.0 °C | 93% | 30.60 in / 1036 hPa | - | West | 4.6 mph / 7.4 km/h | - | N/A | | Clear |
| 7:50 AM | 33.8 °F / 1.0 °C | 32.0 °F / 0.0 °C | 93% | 30.60 in / 1036 hPa | 6.2 miles / 10.0 kilometers | West | 4.6 mph / 7.4 km/h | - | N/A | | Partly Cloudy |
| 8:20 AM | 33.8 °F / 1.0 °C | 32.0 °F / 0.0 °C | 93% | 30.60 in / 1036 hPa | 6.2 miles / 10.0 kilometers | West | 3.5 mph / 5.6 km/h | - | N/A | | Partly Cloudy |
| 8:50 AM | 37.4 °F / 3.0 °C | 33.8 °F / 1.0 °C | 87% | 30.60 in / 1036 hPa | 6.2 miles / 10.0 kilometers | WSW | 5.8 mph / 9.3 km/h | - | N/A | | Partly Cloudy |
| 9:20 AM | 39.2 °F / 4.0 °C | 35.6 °F / 2.0 °C | 87% | 30.60 in / 1036 hPa | 6.2 miles / 10.0 kilometers | WSW | 3.5 mph / 5.6 km/h | - | N/A | | Partly Cloudy |
| 9:50 AM | 42.8 °F / 6.0 °C | 35.6 °F / 2.0 °C | 76% | 30.60 in / 1036 hPa | - | WSW | 3.5 mph / 5.6 km/h | - | N/A | | Clear |
| 10:20 AM | 44.6 °F / 7.0 °C | 37.4 °F / 3.0 °C | 76% | 30.60 in / 1036 hPa | - | WSW | 4.6 mph / 7.4 km/h | - | N/A | | Clear |
| 10:50 AM | 46.4 °F / 8.0 °C | 35.6 °F / 2.0 °C | 66% | 30.60 in / 1036 hPa | - | Variable | 3.5 mph / 5.6 km/h | - | N/A | | Clear |
| 11:20 AM | 46.4 °F / 8.0 °C | 35.6 °F / 2.0 °C | 66% | 30.60 in / 1036 hPa | - | WNW | 5.8 mph / 9.3 km/h | - | N/A | | Clear |
| 11:50 AM | 48.2 °F / 9.0 °C | 37.4 °F / 3.0 °C | 66% | 30.60 in / 1036 hPa | - | WNW | 6.9 mph / 11.1 km/h | - | N/A | | Clear |
| 12:20 PM | 48.2 °F / 9.0 °C | 37.4 °F / 3.0 °C | 66% | 30.57 in / 1035 hPa | - | WNW | 6.9 mph / 11.1 km/h | - | N/A | | Clear |
| 12:50 PM | 48.2 °F / 9.0 °C | 39.2 °F / 4.0 °C | 71% | 30.57 in / 1035 hPa | - | WNW | 6.9 mph / 11.1 km/h | - | N/A | | Clear |

Weather Data (Winter – Low-rises)

| Time(GMT) | Temperature | Dew Point | Humidity | Sea Level Pressure | Visibility | Wind Direction | Wind Speed | Gust Speed | Precipitation | Events | Conditions |
|-----------|----------------------|---------------------|----------|------------------------|------------|----------------|-------------------------|------------|---------------|--------|------------|
| 1:20 PM | 50.0 °F / 10.0 °C | 39.2 °F / 4.0 °C | 66% | 30.57 in / 1035 hPa | - | WNW | 9.2 mph / 14.8 km/h | - | N/A | | Clear |
| 1:50 PM | 50.0 °F / 10.0 °C | 39.2 °F / 4.0 °C | 66% | 30.57 in / 1035 hPa | - | WNW | 10.4 mph / 16.7 km/h | - | N/A | | Clear |
| 2:20 PM | 50.0 °F / 10.0 °C | 39.2 °F / 4.0 °C | 66% | 30.57 in / 1035 hPa | - | WNW | 9.2 mph / 14.8 km/h | - | N/A | | Clear |
| 2:50 PM | 50.0 °F / 10.0 °C | 39.2 °F / 4.0 °C | 66% | 30.57 in / 1035 hPa | - | WNW | 8.1 mph / 13.0 km/h | - | N/A | | Clear |
| 3:20 PM | 48.2 °F / 9.0 °C | 39.2 °F / 4.0 °C | 71% | 30.57 in / 1035 hPa | - | WNW | 8.1 mph / 13.0 km/h | - | N/A | | Clear |
| 3:50 PM | 46.4 °F / 8.0 °C | 39.2 °F / 4.0 °C | 76% | 30.57 in / 1035 hPa | - | West | 6.9 mph / 11.1 km/h | - | N/A | | Clear |
| 4:20 PM | 44.6 °F / 7.0 °C | 37.4 °F / 3.0 °C | 76% | 30.57 in / 1035 hPa | - | WNW | 5.8 mph / 9.3 km/h | - | N/A | | Clear |
| 4:50 PM | 41.0 °F / 5.0 °C | 35.6 °F / 2.0 °C | 81% | 30.57 in / 1035 hPa | - | SW | 5.8 mph / 9.3 km/h | - | N/A | | Clear |
| 5:20 PM | 39.2 °F / 4.0 °C | 35.6 °F / 2.0 °C | 87% | 30.57 in / 1035 hPa | - | WSW | 3.5 mph / 5.6 km/h | - | N/A | | Clear |
| 5:50 PM | 37.4 °F / 3.0 °C | 33.8 °F / 1.0 °C | 87% | 30.57 in / 1035 hPa | - | WSW | 4.6 mph / 7.4 km/h | - | N/A | | Clear |
| 6:20 PM | 35.6 °F / 2.0 °C | 32.0 °F / 0.0 °C | 87% | 30.57 in / 1035 hPa | - | WSW | 5.8 mph / 9.3 km/h | - | N/A | | Clear |
| 6:50 PM | 33.8 °F / 1.0 °C | 32.0 °F / 0.0 °C | 93% | 30.57 in / 1035 hPa | - | WSW | 5.8 mph / 9.3 km/h | - | N/A | | Clear |
| 7:20 PM | 35.6 °F / 2.0 °C | 33.8 °F / 1.0 °C | 93% | 30.57 in / 1035 hPa | - | West | 4.6 mph / 7.4 km/h | - | N/A | | Clear |

Weather Data (Winter – Low-rises)

| Time(GMT) | Temperature | Dew Point | Humidity | Sea Level Pressure | Visibility | Wind Direction | Wind Speed | Gust Speed | Precipitation | Events | Conditions |
|-----------|------------------|------------------|----------|---------------------|-----------------------------|----------------|--------------------|------------|---------------|--------|---------------|
| 7:50 PM | 37.4 °F / 3.0 °C | 33.8 °F / 1.0 °C | 87% | 30.57 in / 1035 hPa | - | WSW | 3.5 mph / 5.6 km/h | - | N/A | | Clear |
| 8:20 PM | 33.8 °F / 1.0 °C | 32.0 °F / 0.0 °C | 93% | 30.57 in / 1035 hPa | - | West | 3.5 mph / 5.6 km/h | - | N/A | | Clear |
| 8:50 PM | 33.8 °F / 1.0 °C | 32.0 °F / 0.0 °C | 93% | 30.57 in / 1035 hPa | - | WSW | 4.6 mph / 7.4 km/h | - | N/A | | Clear |
| 9:20 PM | 33.8 °F / 1.0 °C | 32.0 °F / 0.0 °C | 93% | 30.57 in / 1035 hPa | - | NNW | 2.3 mph / 3.7 km/h | - | N/A | | Clear |
| 9:50 PM | 33.8 °F / 1.0 °C | 33.8 °F / 1.0 °C | 100% | 30.57 in / 1035 hPa | - | North | 2.3 mph / 3.7 km/h | - | N/A | | Clear |
| 10:20 PM | 33.8 °F / 1.0 °C | 32.0 °F / 0.0 °C | 93% | 30.57 in / 1035 hPa | - | East | 2.3 mph / 3.7 km/h | - | N/A | | Clear |
| 10:50 PM | 33.8 °F / 1.0 °C | 32.0 °F / 0.0 °C | 93% | 30.57 in / 1035 hPa | 6.2 miles / 10.0 kilometers | Variable | 2.3 mph / 3.7 km/h | - | N/A | | Partly Cloudy |


14 Fortrose Street

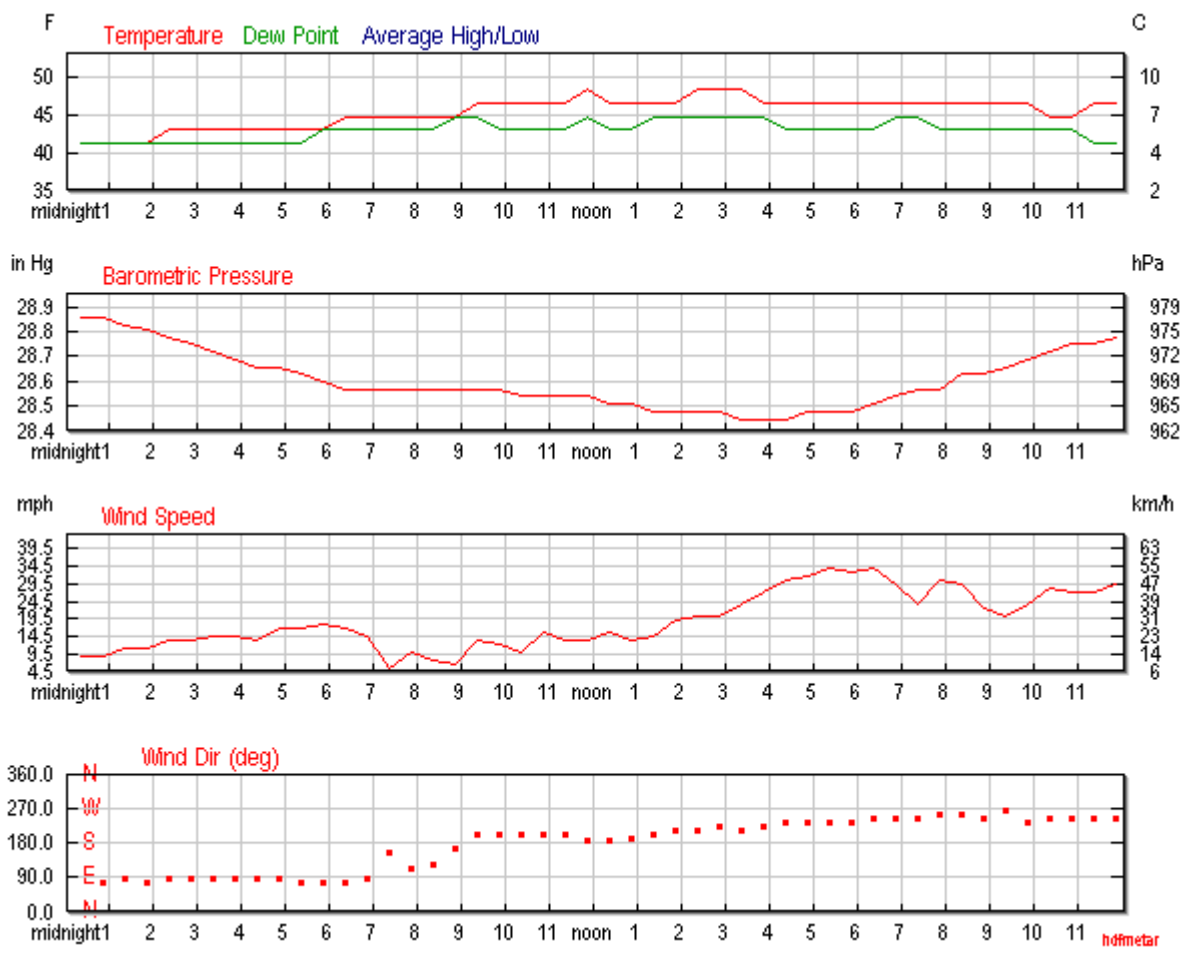
| Daily Summary for November 23, 2006 Next Day » | | | |
|--|--------------|---------|--------|
| | Actual | Average | Record |
| Temperature | | | |
| Mean Temperature | 44 °F / 7 °C | - | |
| Max Temperature | 48 °F / 9 °C | - | - () |
| Min Temperature | 41 °F / 5 °C | - | - () |
| Degree Days | | | |
| Heating Degree Days | 20 | | |
| Moisture | | | |
| Dew Point | 41 °F / 5 °C | | |

[Click Here!](#)

Weather Data (Winter – Low-rises)

First Quarter Full Last Quarter


 For more information about the solar system, [» View the Full Star Chart!](#)



| Hourly Observations | | | | | | | | | | | |
|---------------------|-------------|-----------|----------|--------------------|------------|----------------|------------|------------|---------------|--------|------------|
| Time(GMT) | Temperature | Dew Point | Humidity | Sea Level Pressure | Visibility | Wind Direction | Wind Speed | Gust Speed | Precipitation | Events | Conditions |
| midnight | 41 | 41 | 100 | 28.85 | 10 | 100 | 9 | 12 | 0.0 | | Clear |
| 1 | 42 | 41 | 100 | 28.82 | 10 | 100 | 10 | 14 | 0.0 | | Clear |
| 2 | 43 | 41 | 100 | 28.78 | 10 | 100 | 11 | 15 | 0.0 | | Clear |
| 3 | 44 | 41 | 100 | 28.75 | 10 | 100 | 12 | 16 | 0.0 | | Clear |
| 4 | 44 | 41 | 100 | 28.72 | 10 | 100 | 13 | 17 | 0.0 | | Clear |
| 5 | 44 | 41 | 100 | 28.68 | 10 | 100 | 14 | 18 | 0.0 | | Clear |
| 6 | 45 | 42 | 100 | 28.65 | 10 | 100 | 15 | 19 | 0.0 | | Clear |
| 7 | 45 | 42 | 100 | 28.62 | 10 | 100 | 16 | 20 | 0.0 | | Clear |
| 8 | 45 | 42 | 100 | 28.62 | 10 | 100 | 15 | 19 | 0.0 | | Clear |
| 9 | 46 | 43 | 100 | 28.62 | 10 | 100 | 16 | 20 | 0.0 | | Clear |
| 10 | 46 | 43 | 100 | 28.62 | 10 | 100 | 17 | 21 | 0.0 | | Clear |
| 11 | 47 | 43 | 100 | 28.62 | 10 | 100 | 18 | 22 | 0.0 | | Clear |
| noon | 47 | 43 | 100 | 28.62 | 10 | 100 | 18 | 22 | 0.0 | | Clear |
| 1 | 46 | 43 | 100 | 28.62 | 10 | 100 | 18 | 22 | 0.0 | | Clear |
| 2 | 46 | 43 | 100 | 28.62 | 10 | 100 | 19 | 23 | 0.0 | | Clear |
| 3 | 47 | 43 | 100 | 28.62 | 10 | 100 | 20 | 24 | 0.0 | | Clear |
| 4 | 46 | 43 | 100 | 28.62 | 10 | 100 | 21 | 25 | 0.0 | | Clear |
| 5 | 46 | 43 | 100 | 28.62 | 10 | 100 | 22 | 26 | 0.0 | | Clear |
| 6 | 46 | 43 | 100 | 28.62 | 10 | 100 | 23 | 27 | 0.0 | | Clear |
| 7 | 46 | 43 | 100 | 28.62 | 10 | 100 | 24 | 28 | 0.0 | | Clear |
| 8 | 46 | 43 | 100 | 28.62 | 10 | 100 | 25 | 29 | 0.0 | | Clear |
| 9 | 46 | 43 | 100 | 28.62 | 10 | 100 | 26 | 30 | 0.0 | | Clear |
| 10 | 45 | 43 | 100 | 28.62 | 10 | 100 | 27 | 31 | 0.0 | | Clear |
| 11 | 46 | 42 | 100 | 28.62 | 10 | 100 | 28 | 32 | 0.0 | | Clear |

Weather Data (Winter – Low-rises)

| Time(GMT) | Temperature | Dew Point | Humidity | Sea Level Pressure | Visibility | Wind Direction | Wind Speed | Gust Speed | Precipitation | Events | Conditions |
|-----------|------------------|------------------|----------|--------------------|-----------------------------|----------------|----------------------|------------|---------------|--------|------------------|
| 12:20 AM | 41.0 °F / 5.0 °C | 41.0 °F / 5.0 °C | 100% | 28.85 in / 977 hPa | 5.0 miles / 8.0 kilometers | ENE | 8.1 mph / 13.0 km/h | - | N/A | | Partly Cloudy |
| 12:50 AM | 41.0 °F / 5.0 °C | 41.0 °F / 5.0 °C | 100% | 28.85 in / 977 hPa | 5.6 miles / 9.0 kilometers | ENE | 8.1 mph / 13.0 km/h | - | N/A | | Partly Cloudy |
| 1:20 AM | 41.0 °F / 5.0 °C | 41.0 °F / 5.0 °C | 100% | 28.82 in / 976 hPa | 6.2 miles / 10.0 kilometers | East | 10.4 mph / 16.7 km/h | - | N/A | | Mostly Cloudy |
| 1:50 AM | 41.0 °F / 5.0 °C | 41.0 °F / 5.0 °C | 100% | 28.80 in / 975 hPa | 5.6 miles / 9.0 kilometers | ENE | 10.4 mph / 16.7 km/h | - | N/A | | Scattered Clouds |
| 2:20 AM | 42.8 °F / 6.0 °C | 41.0 °F / 5.0 °C | 93% | 28.77 in / 974 hPa | 6.2 miles / 10.0 kilometers | East | 12.7 mph / 20.4 km/h | - | N/A | | Mostly Cloudy |
| 2:50 AM | 42.8 °F / 6.0 °C | 41.0 °F / 5.0 °C | 93% | 28.74 in / 973 hPa | 6.2 miles / 10.0 kilometers | East | 12.7 mph / 20.4 km/h | - | N/A | | Mostly Cloudy |
| 3:20 AM | 42.8 °F / 6.0 °C | 41.0 °F / 5.0 °C | 93% | 28.71 in / 972 hPa | 6.2 miles / 10.0 kilometers | East | 13.8 mph / 22.2 km/h | - | N/A | Rain | Light Rain |
| 3:50 AM | 42.8 °F / 6.0 °C | 41.0 °F / 5.0 °C | 93% | 28.68 in / 971 hPa | 5.6 miles / 9.0 kilometers | East | 13.8 mph / 22.2 km/h | - | N/A | Rain | Light Rain |
| 4:20 AM | 42.8 °F / 6.0 °C | 41.0 °F / 5.0 °C | 93% | 28.65 in / 970 hPa | 4.3 miles / 7.0 kilometers | East | 12.7 mph / 20.4 km/h | - | N/A | Rain | Rain |
| 4:50 AM | 42.8 °F / 6.0 °C | 41.0 °F / 5.0 °C | 93% | 28.65 in / 970 hPa | 3.7 miles / 6.0 kilometers | East | 16.1 mph / 25.9 km/h | - | N/A | Rain | Rain |
| 5:20 AM | 42.8 °F / 6.0 °C | 41.0 °F / 5.0 °C | 93% | 28.62 in / 969 hPa | 3.7 miles / 6.0 kilometers | ENE | 16.1 mph / 25.9 km/h | - | N/A | Rain | Rain |
| 5:50 AM | 42.8 °F / 6.0 °C | 42.8 °F / 6.0 °C | 100% | 28.59 in / 968 hPa | 5.6 miles / 9.0 kilometers | ENE | 17.3 mph / 27.8 km/h | - | N/A | Rain | Light Rain |
| 6:20 AM | 44.6 °F / 7.0 °C | 42.8 °F / 6.0 °C | 93% | 28.56 in / 967 hPa | 6.2 miles / 10.0 kilometers | ENE | 16.1 mph / 25.9 km/h | - | N/A | Rain | Light Rain |

Weather Data (Winter – Low-rises)

| Time(GMT) | Temperature | Dew Point | Humidity | Sea Level Pressure | Visibility | Wind Direction | Wind Speed | Gust Speed | Precipitation | Events | Conditions |
|-----------|---------------------|---------------------|----------|-----------------------|--------------------------------|----------------|-------------------------|------------|---------------|--------|--------------------|
| 6:50 AM | 44.6 °F / 7.0 °C | 42.8 °F / 6.0 °C | 93% | 28.56 in / 967 hPa | 6.2 miles / 10.0 kilometers | East | 13.8 mph / 22.2 km/h | - | N/A | Rain | Light Rain Showers |
| 7:20 AM | 44.6 °F / 7.0 °C | 42.8 °F / 6.0 °C | 93% | 28.56 in / 967 hPa | 5.6 miles / 9.0 kilometers | SSE | 4.6 mph / 7.4 km/h | - | N/A | | Light Drizzle |
| 7:50 AM | 44.6 °F / 7.0 °C | 42.8 °F / 6.0 °C | 93% | 28.56 in / 967 hPa | 3.7 miles / 6.0 kilometers | ESE | 9.2 mph / 14.8 km/h | - | N/A | | Drizzle |
| 8:20 AM | 44.6 °F / 7.0 °C | 42.8 °F / 6.0 °C | 93% | 28.56 in / 967 hPa | 3.1 miles / 5.0 kilometers | ESE | 6.9 mph / 11.1 km/h | - | N/A | Rain | Light Rain |
| 8:50 AM | 44.6 °F / 7.0 °C | 44.6 °F / 7.0 °C | 100% | 28.56 in / 967 hPa | 3.1 miles / 5.0 kilometers | SSE | 5.8 mph / 9.3 km/h | - | N/A | Rain | Light Rain |
| 9:20 AM | 46.4 °F / 8.0 °C | 44.6 °F / 7.0 °C | 93% | 28.56 in / 967 hPa | 3.1 miles / 5.0 kilometers | SSW | 12.7 mph / 20.4 km/h | - | N/A | Rain | Light Rain |
| 9:50 AM | 46.4 °F / 8.0 °C | 42.8 °F / 6.0 °C | 87% | 28.56 in / 967 hPa | 3.7 miles / 6.0 kilometers | SSW | 11.5 mph / 18.5 km/h | - | N/A | | Light Drizzle |
| 10:20 AM | 46.4 °F / 8.0 °C | 42.8 °F / 6.0 °C | 87% | 28.53 in / 966 hPa | 5.6 miles / 9.0 kilometers | SSW | 9.2 mph / 14.8 km/h | - | N/A | | Mostly Cloudy |
| 10:50 AM | 46.4 °F / 8.0 °C | 42.8 °F / 6.0 °C | 87% | 28.53 in / 966 hPa | 5.6 miles / 9.0 kilometers | SSW | 15.0 mph / 24.1 km/h | - | N/A | | Scattered Clouds |
| 11:20 AM | 46.4 °F / 8.0 °C | 42.8 °F / 6.0 °C | 87% | 28.53 in / 966 hPa | 5.6 miles / 9.0 kilometers | SSW | 12.7 mph / 20.4 km/h | - | N/A | | Light Drizzle |
| 11:50 AM | 48.2 °F / 9.0 °C | 44.6 °F / 7.0 °C | 87% | 28.53 in / 966 hPa | 5.6 miles / 9.0 kilometers | South | 12.7 mph / 20.4 km/h | - | N/A | Rain | Light Rain Showers |
| 12:20 PM | 46.4 °F / 8.0 °C | 42.8 °F / 6.0 °C | 87% | 28.50 in / 965 hPa | 5.6 miles / 9.0 kilometers | South | 15.0 mph / 24.1 km/h | - | N/A | Rain | Light Rain Showers |
| 12:50 PM | 46.4 °F / 8.0 °C | 42.8 °F / 6.0 °C | 87% | 28.50 in / 965 hPa | 5.0 miles / 8.0 kilometers | South | 12.7 mph / 20.4 km/h | - | N/A | Rain | Light Rain Showers |

Weather Data (Winter – Low-rises)

| Time(GMT) | Temperature | Dew Point | Humidity | Sea Level Pressure | Visibility | Wind Direction | Wind Speed | Gust Speed | Precipitation | Events | Conditions |
|-----------|---------------------|---------------------|----------|-----------------------|--------------------------------|----------------|-------------------------|-------------------------|---------------|--------|--------------------|
| 1:20 PM | 46.4 °F / 8.0 °C | 44.6 °F / 7.0 °C | 93% | 28.47 in / 964 hPa | 4.3 miles / 7.0 kilometers | SSW | 13.8 mph / 22.2 km/h | - | N/A | Rain | Light Rain |
| 1:50 PM | 46.4 °F / 8.0 °C | 44.6 °F / 7.0 °C | 93% | 28.47 in / 964 hPa | 5.6 miles / 9.0 kilometers | SSW | 18.4 mph / 29.6 km/h | - | N/A | Rain | Light Rain |
| 2:20 PM | 48.2 °F / 9.0 °C | 44.6 °F / 7.0 °C | 87% | 28.47 in / 964 hPa | 5.6 miles / 9.0 kilometers | SSW | 19.6 mph / 31.5 km/h | - | N/A | Rain | Light Rain |
| 2:50 PM | 48.2 °F / 9.0 °C | 44.6 °F / 7.0 °C | 87% | 28.47 in / 964 hPa | 3.7 miles / 6.0 kilometers | SW | 19.6 mph / 31.5 km/h | - | N/A | Rain | Rain |
| 3:20 PM | 48.2 °F / 9.0 °C | 44.6 °F / 7.0 °C | 87% | 28.44 in / 963 hPa | 3.1 miles / 5.0 kilometers | SSW | 23.0 mph / 37.0 km/h | 39.1 mph / 63.0 km/h | N/A | Rain | Heavy Rain |
| 3:50 PM | 46.4 °F / 8.0 °C | 44.6 °F / 7.0 °C | 93% | 28.44 in / 963 hPa | 3.1 miles / 5.0 kilometers | SW | 26.5 mph / 42.6 km/h | - | N/A | Rain | Heavy Rain |
| 4:20 PM | 46.4 °F / 8.0 °C | 42.8 °F / 6.0 °C | 87% | 28.44 in / 963 hPa | 4.3 miles / 7.0 kilometers | SW | 29.9 mph / 48.2 km/h | 42.6 mph / 68.5 km/h | N/A | Rain | Rain |
| 4:50 PM | 46.4 °F / 8.0 °C | 42.8 °F / 6.0 °C | 87% | 28.47 in / 964 hPa | 6.2 miles / 10.0 kilometers | SW | 31.1 mph / 50.0 km/h | 47.2 mph / 75.9 km/h | N/A | Rain | Light Rain |
| 5:20 PM | 46.4 °F / 8.0 °C | 42.8 °F / 6.0 °C | 87% | 28.47 in / 964 hPa | 6.2 miles / 10.0 kilometers | SW | 33.4 mph / 53.7 km/h | 44.9 mph / 72.2 km/h | N/A | | Mostly Cloudy |
| 5:50 PM | 46.4 °F / 8.0 °C | 42.8 °F / 6.0 °C | 87% | 28.47 in / 964 hPa | 3.7 miles / 6.0 kilometers | SW | 32.2 mph / 51.9 km/h | 44.9 mph / 72.2 km/h | N/A | Rain | Light Rain Showers |
| 6:20 PM | 46.4 °F / 8.0 °C | 42.8 °F / 6.0 °C | 87% | 28.50 in / 965 hPa | - | WSW | 33.4 mph / 53.7 km/h | 44.9 mph / 72.2 km/h | N/A | Rain | Rain |
| 6:50 PM | 46.4 °F / 8.0 °C | 44.6 °F / 7.0 °C | 93% | 28.53 in / 966 hPa | 3.7 miles / 6.0 kilometers | WSW | 28.8 mph / 46.3 km/h | - | N/A | Rain | Rain |
| 7:20 PM | 46.4 °F / 8.0 °C | 44.6 °F / 7.0 °C | 93% | 28.56 in / 967 hPa | 3.7 miles / 6.0 kilometers | WSW | 23.0 mph / 37.0 km/h | - | N/A | Rain | Rain |

Weather Data (Winter – Low-rises)

| Time(GMT) | Temperature | Dew Point | Humidity | Sea Level Pressure | Visibility | Wind Direction | Wind Speed | Gust Speed | Precipitation | Events | Conditions |
|-----------|------------------|------------------|----------|--------------------|-----------------------------|----------------|----------------------|----------------------|---------------|--------|---------------|
| 7:50 PM | 46.4 °F / 8.0 °C | 42.8 °F / 6.0 °C | 87% | 28.56 in / 967 hPa | 3.7 miles / 6.0 kilometers | WSW | 29.9 mph / 48.2 km/h | 42.6 mph / 68.5 km/h | N/A | Rain | Rain |
| 8:20 PM | 46.4 °F / 8.0 °C | 42.8 °F / 6.0 °C | 87% | 28.62 in / 969 hPa | 3.7 miles / 6.0 kilometers | WSW | 28.8 mph / 46.3 km/h | - | N/A | Rain | Rain |
| 8:50 PM | 46.4 °F / 8.0 °C | 42.8 °F / 6.0 °C | 87% | 28.62 in / 969 hPa | 3.7 miles / 6.0 kilometers | WSW | 21.9 mph / 35.2 km/h | - | N/A | Rain | Rain |
| 9:20 PM | 46.4 °F / 8.0 °C | 42.8 °F / 6.0 °C | 87% | 28.65 in / 970 hPa | 4.3 miles / 7.0 kilometers | West | 19.6 mph / 31.5 km/h | - | N/A | Rain | Rain |
| 9:50 PM | 46.4 °F / 8.0 °C | 42.8 °F / 6.0 °C | 87% | 28.68 in / 971 hPa | 6.2 miles / 10.0 kilometers | SW | 23.0 mph / 37.0 km/h | 35.7 mph / 57.4 km/h | N/A | Rain | Rain |
| 10:20 PM | 44.6 °F / 7.0 °C | 42.8 °F / 6.0 °C | 93% | 28.71 in / 972 hPa | 3.7 miles / 6.0 kilometers | WSW | 27.6 mph / 44.4 km/h | 40.3 mph / 64.8 km/h | N/A | Rain | Heavy Rain |
| 10:50 PM | 44.6 °F / 7.0 °C | 42.8 °F / 6.0 °C | 93% | 28.74 in / 973 hPa | 3.1 miles / 5.0 kilometers | WSW | 26.5 mph / 42.6 km/h | - | N/A | Rain | Heavy Rain |
| 11:20 PM | 46.4 °F / 8.0 °C | 41.0 °F / 5.0 °C | 81% | 28.74 in / 973 hPa | 6.2 miles / 10.0 kilometers | WSW | 26.5 mph / 42.6 km/h | - | N/A | Rain | Light Rain |
| 11:50 PM | 46.4 °F / 8.0 °C | 41.0 °F / 5.0 °C | 81% | 28.77 in / 974 hPa | 6.2 miles / 10.0 kilometers | WSW | 28.8 mph / 46.3 km/h | 40.3 mph / 64.8 km/h | N/A | | Light Drizzle |

55 Byres Road

| Daily Summary for November 27, 2006 Next Day » | | | |
|--|---------------|---------|--------|
| | Actual | Average | Record |
| Temperature | | | |
| Mean Temperature | 50 °F / 10 °C | - | |
| Max Temperature | 53 °F / 12 °C | - | - () |
| Min Temperature | 48 °F / 9 °C | - | - () |

Weather Data (Winter – Low-rises)

| | |
|---------------------|----------------------------|
| Degree Days | |
| Heating Degree Days | 14 |
| Moisture | |
| Dew Point | 44 °F / 6 °C |
| Average Humidity | 84 |
| Maximum Humidity | 88 |
| Minimum Humidity | 71 |
| Precipitation | |
| Precipitation | 0.00 in / 0.0 cm - - () |
| Sea Level Pressure | |
| Sea Level Pressure | 29.42 in / 998 hPa |
| Wind | |
| Wind Speed | 11 mph / 19 km/h () |
| Max Wind Speed | 23 mph / 37 km/h |
| Max Gust Speed | 36 mph / 57 km/h |
| Visibility | 6.1 miles / 9.9 kilometers |
| Events | Rain |

T = Trace of Precipitation, MM = Missing Value Source: Averaged Metar Reports

Knock out Paris

get a **FREE** PS3!

see site for details



Joke
Just a
Click
your FRE

Astronomy History:

Weather Data (Winter – Low-rises)

| Time(GMT) | Temperature | Dew Point | Humidity | Sea Level Pressure | Visibility | Wind Direction | Wind Speed | Gust Speed | Precipitation | Events | Conditions |
|-----------|-------------------|------------------|----------|---------------------|-----------------------------|----------------|----------------------|------------|---------------|--------|--------------------|
| 12:20 AM | 48.2 °F / 9.0 °C | 42.8 °F / 6.0 °C | 82% | 29.53 in / 1000 hPa | 6.2 miles / 10.0 kilometers | East | 10.4 mph / 16.7 km/h | - | N/A | | Partly Cloudy |
| 12:50 AM | 48.2 °F / 9.0 °C | 42.8 °F / 6.0 °C | 82% | 29.53 in / 1000 hPa | 6.2 miles / 10.0 kilometers | East | 13.8 mph / 22.2 km/h | - | N/A | Rain | Light Rain |
| 1:20 AM | 48.2 °F / 9.0 °C | 44.6 °F / 7.0 °C | 87% | 29.50 in / 999 hPa | 6.2 miles / 10.0 kilometers | East | 12.7 mph / 20.4 km/h | - | N/A | Rain | Light Rain |
| 1:50 AM | 48.2 °F / 9.0 °C | 44.6 °F / 7.0 °C | 87% | 29.47 in / 998 hPa | 6.2 miles / 10.0 kilometers | East | 12.7 mph / 20.4 km/h | - | N/A | Rain | Light Rain |
| 2:20 AM | 50.0 °F / 10.0 °C | 44.6 °F / 7.0 °C | 82% | 29.44 in / 997 hPa | 6.2 miles / 10.0 kilometers | East | 12.7 mph / 20.4 km/h | - | N/A | Rain | Light Rain |
| 2:50 AM | 50.0 °F / 10.0 °C | 46.4 °F / 8.0 °C | 87% | 29.42 in / 996 hPa | 6.2 miles / 10.0 kilometers | ESE | 13.8 mph / 22.2 km/h | - | N/A | | Drizzle |
| 3:20 AM | 51.8 °F / 11.0 °C | 46.4 °F / 8.0 °C | 82% | 29.39 in / 995 hPa | 6.2 miles / 10.0 kilometers | SE | 16.1 mph / 25.9 km/h | - | N/A | | Drizzle |
| 3:50 AM | 51.8 °F / 11.0 °C | 46.4 °F / 8.0 °C | 82% | 29.39 in / 995 hPa | 6.2 miles / 10.0 kilometers | SE | 19.6 mph / 31.5 km/h | - | N/A | Rain | Light Rain Showers |
| 4:20 AM | 51.8 °F / 11.0 °C | 48.2 °F / 9.0 °C | 88% | 29.36 in / 994 hPa | 6.2 miles / 10.0 kilometers | SE | 17.3 mph / 27.8 km/h | - | N/A | Rain | Light Rain Showers |
| 4:50 AM | 51.8 °F / 11.0 °C | 48.2 °F / 9.0 °C | 88% | 29.36 in / 994 hPa | 6.2 miles / 10.0 kilometers | SSE | 12.7 mph / 20.4 km/h | - | N/A | Rain | Light Rain Showers |
| 5:20 AM | 53.6 °F / 12.0 °C | 48.2 °F / 9.0 °C | 82% | 29.36 in / 994 hPa | 6.2 miles / 10.0 kilometers | South | 16.1 mph / 25.9 km/h | - | N/A | | Partly Cloudy |
| 5:50 AM | 51.8 °F / 11.0 °C | 46.4 °F / 8.0 °C | 82% | 29.36 in / 994 hPa | - | South | 13.8 mph / 22.2 km/h | - | N/A | | Clear |
| 6:20 AM | 51.8 °F / 11.0 °C | 46.4 °F / 8.0 °C | 82% | 29.36 in / 994 hPa | - | South | 9.2 mph / 14.8 km/h | - | N/A | | Clear |

Weather Data (Winter – Low-rises)

| Time(GMT) | Temperature | Dew Point | Humidity | Sea Level Pressure | Visibility | Wind Direction | Wind Speed | Gust Speed | Precipitation | Events | Conditions |
|-----------|----------------------|---------------------|----------|-----------------------|--------------------------------|----------------|-------------------------|-------------------------|---------------|--------|-----------------------|
| 6:50 AM | 51.8 °F / 11.0 °C | 46.4 °F / 8.0 °C | 82% | 29.39 in / 995 hPa | - | SSE | 9.2 mph / 14.8 km/h | - | N/A | | Clear |
| 7:20 AM | 51.8 °F / 11.0 °C | 46.4 °F / 8.0 °C | 82% | 29.39 in / 995 hPa | 6.2 miles / 10.0 kilometers | SSE | 10.4 mph / 16.7 km/h | - | N/A | | Scattered Clouds |
| 7:50 AM | 51.8 °F / 11.0 °C | 46.4 °F / 8.0 °C | 82% | 29.39 in / 995 hPa | 6.2 miles / 10.0 kilometers | SSE | 10.4 mph / 16.7 km/h | - | N/A | | Scattered Clouds |
| 8:20 AM | 51.8 °F / 11.0 °C | 46.4 °F / 8.0 °C | 82% | 29.39 in / 995 hPa | 6.2 miles / 10.0 kilometers | South | 12.7 mph / 20.4 km/h | - | N/A | | Mostly Cloudy |
| 8:50 AM | 51.8 °F / 11.0 °C | 46.4 °F / 8.0 °C | 82% | 29.39 in / 995 hPa | 6.2 miles / 10.0 kilometers | SSE | 9.2 mph / 14.8 km/h | - | N/A | | Scattered Clouds |
| 9:20 AM | 51.8 °F / 11.0 °C | 46.4 °F / 8.0 °C | 82% | 29.39 in / 995 hPa | 6.2 miles / 10.0 kilometers | SSE | 10.4 mph / 16.7 km/h | - | N/A | | Scattered Clouds |
| 9:50 AM | 53.6 °F / 12.0 °C | 46.4 °F / 8.0 °C | 77% | 29.36 in / 994 hPa | 6.2 miles / 10.0 kilometers | SSE | 12.7 mph / 20.4 km/h | - | N/A | | Scattered Clouds |
| 10:20 AM | 51.8 °F / 11.0 °C | 46.4 °F / 8.0 °C | 82% | 29.36 in / 994 hPa | 5.0 miles / 8.0 kilometers | SSE | 13.8 mph / 22.2 km/h | - | N/A | Rain | Light Rain Showers |
| 10:50 AM | 51.8 °F / 11.0 °C | 48.2 °F / 9.0 °C | 88% | 29.36 in / 994 hPa | 5.6 miles / 9.0 kilometers | SSE | 11.5 mph / 18.5 km/h | - | N/A | Rain | Light Rain Showers |
| 11:20 AM | 53.6 °F / 12.0 °C | 46.4 °F / 8.0 °C | 77% | 29.36 in / 994 hPa | 6.2 miles / 10.0 kilometers | South | 16.1 mph / 25.9 km/h | 27.6 mph / 44.4 km/h | N/A | | Mostly Cloudy |
| 11:50 AM | 53.6 °F / 12.0 °C | 44.6 °F / 7.0 °C | 72% | 29.36 in / 994 hPa | 6.2 miles / 10.0 kilometers | SSW | 21.9 mph / 35.2 km/h | 34.5 mph / 55.6 km/h | N/A | | Partly Cloudy |
| 12:20 PM | 53.6 °F / 12.0 °C | 46.4 °F / 8.0 °C | 77% | 29.39 in / 995 hPa | 6.2 miles / 10.0 kilometers | South | 21.9 mph / 35.2 km/h | 35.7 mph / 57.4 km/h | N/A | | Scattered Clouds |
| 12:50 PM | 53.6 °F / 12.0 °C | 44.6 °F / 7.0 °C | 72% | 29.39 in / 995 hPa | 6.2 miles / 10.0 kilometers | South | 18.4 mph / 29.6 km/h | 32.2 mph / 51.9 km/h | N/A | | Scattered Clouds |

Weather Data (Winter – Low-rises)

| Time(GMT) | Temperature | Dew Point | Humidity | Sea Level Pressure | Visibility | Wind Direction | Wind Speed | Gust Speed | Precipitation Events | Conditions |
|-----------|----------------------|---------------------|----------|-----------------------|--------------------------------|----------------|-------------------------|-------------------------|----------------------|---------------------|
| 1:20 PM | 53.6 °F / 12.0 °C | 44.6 °F / 7.0 °C | 72% | 29.39 in / 995 hPa | 6.2 miles / 10.0 kilometers | South | 18.4 mph / 29.6 km/h | - | N/A | Scattered Clouds |
| 1:50 PM | 53.6 °F / 12.0 °C | 44.6 °F / 7.0 °C | 72% | 29.39 in / 995 hPa | 6.2 miles / 10.0 kilometers | SSW | 23.0 mph / 37.0 km/h | - | N/A | Scattered Clouds |
| 2:20 PM | 53.6 °F / 12.0 °C | 44.6 °F / 7.0 °C | 72% | 29.39 in / 995 hPa | 6.2 miles / 10.0 kilometers | SSW | 19.6 mph / 31.5 km/h | - | N/A | Partly Cloudy |
| 2:50 PM | 53.6 °F / 12.0 °C | 44.6 °F / 7.0 °C | 72% | 29.39 in / 995 hPa | 6.2 miles / 10.0 kilometers | SSW | 20.7 mph / 33.3 km/h | 33.4 mph / 53.7 km/h | N/A | Partly Cloudy |
| 3:20 PM | 51.8 °F / 11.0 °C | 44.6 °F / 7.0 °C | 76% | 29.39 in / 995 hPa | 6.2 miles / 10.0 kilometers | South | 17.3 mph / 27.8 km/h | - | N/A | Scattered Clouds |
| 3:50 PM | 51.8 °F / 11.0 °C | 44.6 °F / 7.0 °C | 76% | 29.42 in / 996 hPa | 6.2 miles / 10.0 kilometers | SSW | 17.3 mph / 27.8 km/h | 28.8 mph / 46.3 km/h | N/A | Mostly Cloudy |
| 4:20 PM | 51.8 °F / 11.0 °C | 44.6 °F / 7.0 °C | 76% | 29.42 in / 996 hPa | 6.2 miles / 10.0 kilometers | SSW | 17.3 mph / 27.8 km/h | - | N/A | Scattered Clouds |
| 4:50 PM | 51.8 °F / 11.0 °C | 44.6 °F / 7.0 °C | 76% | 29.42 in / 996 hPa | 6.2 miles / 10.0 kilometers | SSW | 20.7 mph / 33.3 km/h | 32.2 mph / 51.9 km/h | N/A | Scattered Clouds |
| 5:20 PM | 51.8 °F / 11.0 °C | 42.8 °F / 6.0 °C | 71% | 29.44 in / 997 hPa | 6.2 miles / 10.0 kilometers | SSW | 19.6 mph / 31.5 km/h | - | N/A | Scattered Clouds |
| 5:50 PM | 51.8 °F / 11.0 °C | 42.8 °F / 6.0 °C | 71% | 29.44 in / 997 hPa | - | South | 15.0 mph / 24.1 km/h | - | N/A | Clear |
| 6:20 PM | 50.0 °F / 10.0 °C | 42.8 °F / 6.0 °C | 76% | 29.44 in / 997 hPa | 6.2 miles / 10.0 kilometers | South | 18.4 mph / 29.6 km/h | - | N/A | Partly Cloudy |
| 6:50 PM | 51.8 °F / 11.0 °C | 44.6 °F / 7.0 °C | 76% | 29.47 in / 998 hPa | 6.2 miles / 10.0 kilometers | South | 18.4 mph / 29.6 km/h | - | N/A | Scattered Clouds |
| 7:20 PM | 51.8 °F / 11.0 °C | 42.8 °F / 6.0 °C | 71% | 29.47 in / 998 hPa | 6.2 miles / 10.0 kilometers | SSW | 17.3 mph / 27.8 km/h | - | N/A | Partly Cloudy |

Weather Data (Winter – Low-rises)

| Time(GMT) | Temperature | Dew Point | Humidity | Sea Level Pressure | Visibility | Wind Direction | Wind Speed | Gust Speed | Precipitation Events | Conditions |
|-----------|----------------------|---------------------|----------|------------------------|--------------------------------|----------------|-------------------------|-------------------------|----------------------|---------------|
| 7:50 PM | 51.8 °F / 11.0 °C | 42.8 °F / 6.0 °C | 71% | 29.47 in / 998 hPa | 6.2 miles / 10.0 kilometers | SSW | 16.1 mph / 25.9 km/h | - | N/A | Partly Cloudy |
| 8:20 PM | 51.8 °F / 11.0 °C | 44.6 °F / 7.0 °C | 76% | 29.50 in / 999 hPa | 6.2 miles / 10.0 kilometers | SSW | 17.3 mph / 27.8 km/h | - | N/A | Mostly Cloudy |
| 8:50 PM | 51.8 °F / 11.0 °C | 42.8 °F / 6.0 °C | 71% | 29.50 in / 999 hPa | 6.2 miles / 10.0 kilometers | SSW | 19.6 mph / 31.5 km/h | 32.2 mph / 51.9 km/h | N/A | Partly Cloudy |
| 9:20 PM | 51.8 °F / 11.0 °C | 44.6 °F / 7.0 °C | 76% | 29.50 in / 999 hPa | - | SSW | 17.3 mph / 27.8 km/h | - | N/A | Clear |
| 9:50 PM | 51.8 °F / 11.0 °C | 44.6 °F / 7.0 °C | 76% | 29.50 in / 999 hPa | - | SSW | 18.4 mph / 29.6 km/h | - | N/A | Clear |
| 10:20 PM | 51.8 °F / 11.0 °C | 44.6 °F / 7.0 °C | 76% | 29.50 in / 999 hPa | - | SSW | 19.6 mph / 31.5 km/h | - | N/A | Clear |
| 10:50 PM | 50.0 °F / 10.0 °C | 42.8 °F / 6.0 °C | 76% | 29.53 in / 1000 hPa | 6.2 miles / 10.0 kilometers | SSW | 17.3 mph / 27.8 km/h | - | N/A | Partly Cloudy |
| 11:20 PM | 50.0 °F / 10.0 °C | 42.8 °F / 6.0 °C | 76% | 29.53 in / 1000 hPa | 6.2 miles / 10.0 kilometers | SSW | 13.8 mph / 22.2 km/h | 26.5 mph / 42.6 km/h | N/A | Partly Cloudy |
| 11:50 PM | 50.0 °F / 10.0 °C | 42.8 °F / 6.0 °C | 76% | 29.53 in / 1000 hPa | 6.2 miles / 10.0 kilometers | SSW | 16.1 mph / 25.9 km/h | - | N/A | Partly Cloudy |

Weather Data (Winter – Low-rises)

| Daily Summary for November 28, 2006 Next Day » | | | |
|---|----------------------------|--------------------------------|--------|
| | Actual | Average | Record |
| Temperature | | | |
| Mean Temperature | 48 °F / 9 °C | - | |
| Max Temperature | 50 °F / 10 °C | - | - () |
| Min Temperature | 46 °F / 8 °C | - | - () |
| Degree Days | | | |
| Heating Degree Days | 17 | | |
| Moisture | | | |
| Dew Point | 43 °F / 6 °C | | |
| Average Humidity | 87 | | |
| Maximum Humidity | 93 | | |
| Minimum Humidity | 76 | | |
| Precipitation | | | |
| Precipitation | 0.00 in / 0.0 cm | - | - () |
| Sea Level Pressure | | | |
| Sea Level Pressure | 29.48 in / 1000 hPa | | |
| Wind | | | |
| Wind Speed | 6 mph / 9 km/h () | | |
| Max Wind Speed | 14 mph / 22 km/h | | |
| Max Gust Speed | - | | |
| Visibility | 6.0 miles / 9.7 kilometers | | |
| Events | Rain | | |
| T = Trace of Precipitation, MM = Missing Value | | Source: Averaged Metar Reports | |

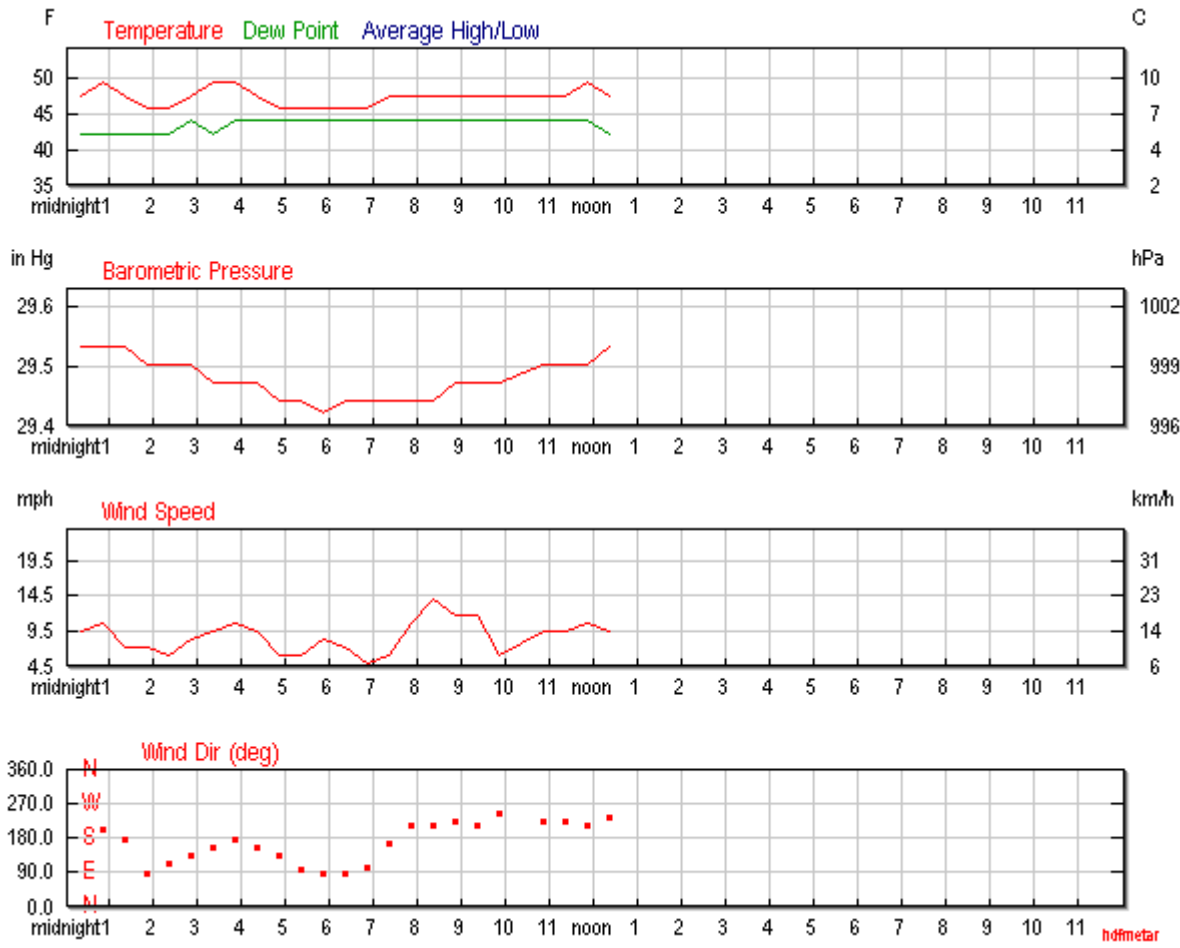
I'm desperate to get hold of



Astronomy History:

| November 28, 2006 | Rise: | Set: |
|--------------------------------------|----------------|-------------|
| Actual Time | 8:18 AM GMT | 3:52 PM GMT |
| Civil Twilight | 7:33 AM GMT | 4:37 PM GMT |
| Nautical Twilight | 6:46 AM GMT | 5:24 PM GMT |
| Astronomical Twilight | 6:01 AM GMT | 6:08 PM GMT |
| Moon | 1:29 PM GMT | No Moon Set |
| Length Of Visible Light: | 9h 03m | |
| Length of Day | 7h 34m | |
| First Quarter, 53% Moon Illumination | | |

Weather Data (Winter – Low-rises)



11 / 28 12 / 5 Full 12 / 12 Last Quarter 12 / 20 New 12 / 27 First Quarter

For more information about the solar system, » [View the Full Star Chart!](#)

| Hourly Observations | | | | | | | | | | | |
|---------------------|-------------|-----------|----------|--------------------|------------|----------------|------------|------------|---------------|--------|------------|
| Time(GMT) | Temperature | Dew Point | Humidity | Sea Level Pressure | Visibility | Wind Direction | Wind Speed | Gust Speed | Precipitation | Events | Conditions |

Weather Data (Winter – Low-rises)

| Time(GMT) | Temperature | Dew Point | Humidity | Sea Level Pressure | Visibility | Wind Direction | Wind Speed | Gust Speed | Precipitation | Events | Conditions |
|-----------|----------------------|---------------------|----------|------------------------|--------------------------------|----------------|-------------------------|------------|---------------|--------|--------------------|
| 12:20 AM | 48.2 °F / 9.0 °C | 42.8 °F / 6.0 °C | 82% | 29.53 in / 1000 hPa | - | SSW | 9.2 mph / 14.8 km/h | - | N/A | | Clear |
| 12:50 AM | 50.0 °F / 10.0 °C | 42.8 °F / 6.0 °C | 76% | 29.53 in / 1000 hPa | - | SSW | 10.4 mph / 16.7 km/h | - | N/A | | Clear |
| 1:20 AM | 48.2 °F / 9.0 °C | 42.8 °F / 6.0 °C | 82% | 29.53 in / 1000 hPa | - | South | 6.9 mph / 11.1 km/h | - | N/A | | Clear |
| 1:50 AM | 46.4 °F / 8.0 °C | 42.8 °F / 6.0 °C | 87% | 29.50 in / 999 hPa | - | East | 6.9 mph / 11.1 km/h | - | N/A | | Clear |
| 2:20 AM | 46.4 °F / 8.0 °C | 42.8 °F / 6.0 °C | 87% | 29.50 in / 999 hPa | - | ESE | 5.8 mph / 9.3 km/h | - | N/A | | Clear |
| 2:50 AM | 48.2 °F / 9.0 °C | 44.6 °F / 7.0 °C | 87% | 29.50 in / 999 hPa | 6.2 miles / 10.0 kilometers | SE | 8.1 mph / 13.0 km/h | - | N/A | | Unknown |
| 3:20 AM | 50.0 °F / 10.0 °C | 42.8 °F / 6.0 °C | 76% | 29.47 in / 998 hPa | 6.2 miles / 10.0 kilometers | SSE | 9.2 mph / 14.8 km/h | - | N/A | Rain | Light Rain Showers |
| 3:50 AM | 50.0 °F / 10.0 °C | 44.6 °F / 7.0 °C | 82% | 29.47 in / 998 hPa | 5.6 miles / 9.0 kilometers | South | 10.4 mph / 16.7 km/h | - | N/A | Rain | Light Rain Showers |
| 4:20 AM | 48.2 °F / 9.0 °C | 44.6 °F / 7.0 °C | 87% | 29.47 in / 998 hPa | 5.0 miles / 8.0 kilometers | SSE | 9.2 mph / 14.8 km/h | - | N/A | Rain | Rain Showers |
| 4:50 AM | 46.4 °F / 8.0 °C | 44.6 °F / 7.0 °C | 93% | 29.44 in / 997 hPa | 6.2 miles / 10.0 kilometers | SE | 5.8 mph / 9.3 km/h | - | N/A | Rain | Light Rain |
| 5:20 AM | 46.4 °F / 8.0 °C | 44.6 °F / 7.0 °C | 93% | 29.44 in / 997 hPa | 6.2 miles / 10.0 kilometers | East | 5.8 mph / 9.3 km/h | - | N/A | | Light Drizzle |
| 5:50 AM | 46.4 °F / 8.0 °C | 44.6 °F / 7.0 °C | 93% | 29.42 in / 996 hPa | 6.2 miles / 10.0 kilometers | East | 8.1 mph / 13.0 km/h | - | N/A | | Scattered Clouds |
| 6:20 AM | 46.4 °F / 8.0 °C | 44.6 °F / 7.0 °C | 93% | 29.44 in / 997 hPa | 6.2 miles / 10.0 kilometers | East | 6.9 mph / 11.1 km/h | - | N/A | Rain | Light Rain Showers |

Weather Data (Winter – Low-rises)







| Time(GMT) | Temperature | Dew Point | Humidity | Sea Level Pressure | Visibility | Wind Direction | Wind Speed | Gust Speed | Precipitation | Events | Conditions |
|-----------|----------------------|---------------------|----------|------------------------|--------------------------------|----------------|-------------------------|------------|---------------|--------|-----------------------|
| 6:50 AM | 46.4 °F / 8.0 °C | 44.6 °F / 7.0 °C | 93% | 29.44 in / 997 hPa | 6.2 miles / 10.0 kilometers | East | 4.6 mph / 7.4 km/h | - | N/A | | Scattered Clouds |
| 7:20 AM | 48.2 °F / 9.0 °C | 44.6 °F / 7.0 °C | 87% | 29.44 in / 997 hPa | 6.2 miles / 10.0 kilometers | SSE | 5.8 mph / 9.3 km/h | - | N/A | | Scattered Clouds |
| 7:50 AM | 48.2 °F / 9.0 °C | 44.6 °F / 7.0 °C | 87% | 29.44 in / 997 hPa | 6.2 miles / 10.0 kilometers | SSW | 10.4 mph / 16.7 km/h | - | N/A | | Mostly Cloudy |
| 8:20 AM | 48.2 °F / 9.0 °C | 44.6 °F / 7.0 °C | 87% | 29.44 in / 997 hPa | 6.2 miles / 10.0 kilometers | SSW | 13.8 mph / 22.2 km/h | - | N/A | Rain | Light Rain Showers |
| 8:50 AM | 48.2 °F / 9.0 °C | 44.6 °F / 7.0 °C | 87% | 29.47 in / 998 hPa | 6.2 miles / 10.0 kilometers | SW | 11.5 mph / 18.5 km/h | - | N/A | | Scattered Clouds |
| 9:20 AM | 48.2 °F / 9.0 °C | 44.6 °F / 7.0 °C | 87% | 29.47 in / 998 hPa | 6.2 miles / 10.0 kilometers | SSW | 11.5 mph / 18.5 km/h | - | N/A | | Mostly Cloudy |
| 9:50 AM | 48.2 °F / 9.0 °C | 44.6 °F / 7.0 °C | 87% | 29.47 in / 998 hPa | 6.2 miles / 10.0 kilometers | WSW | 5.8 mph / 9.3 km/h | - | N/A | | Scattered Clouds |
| 10:50 AM | 48.2 °F / 9.0 °C | 44.6 °F / 7.0 °C | 87% | 29.50 in / 999 hPa | 6.2 miles / 10.0 kilometers | SW | 9.2 mph / 14.8 km/h | - | N/A | | Scattered Clouds |
| 11:20 AM | 48.2 °F / 9.0 °C | 44.6 °F / 7.0 °C | 87% | 29.50 in / 999 hPa | 6.2 miles / 10.0 kilometers | SW | 9.2 mph / 14.8 km/h | - | N/A | | Scattered Clouds |
| 11:50 AM | 50.0 °F / 10.0 °C | 44.6 °F / 7.0 °C | 82% | 29.50 in / 999 hPa | 6.2 miles / 10.0 kilometers | SSW | 10.4 mph / 16.7 km/h | - | N/A | | Mostly Cloudy |
| 12:20 PM | 48.2 °F / 9.0 °C | 42.8 °F / 6.0 °C | 82% | 29.53 in / 1000 hPa | 6.2 miles / 10.0 kilometers | SW | 9.2 mph / 14.8 km/h | - | N/A | | Mostly Cloudy |

Castlemilk 4 Dec 2006

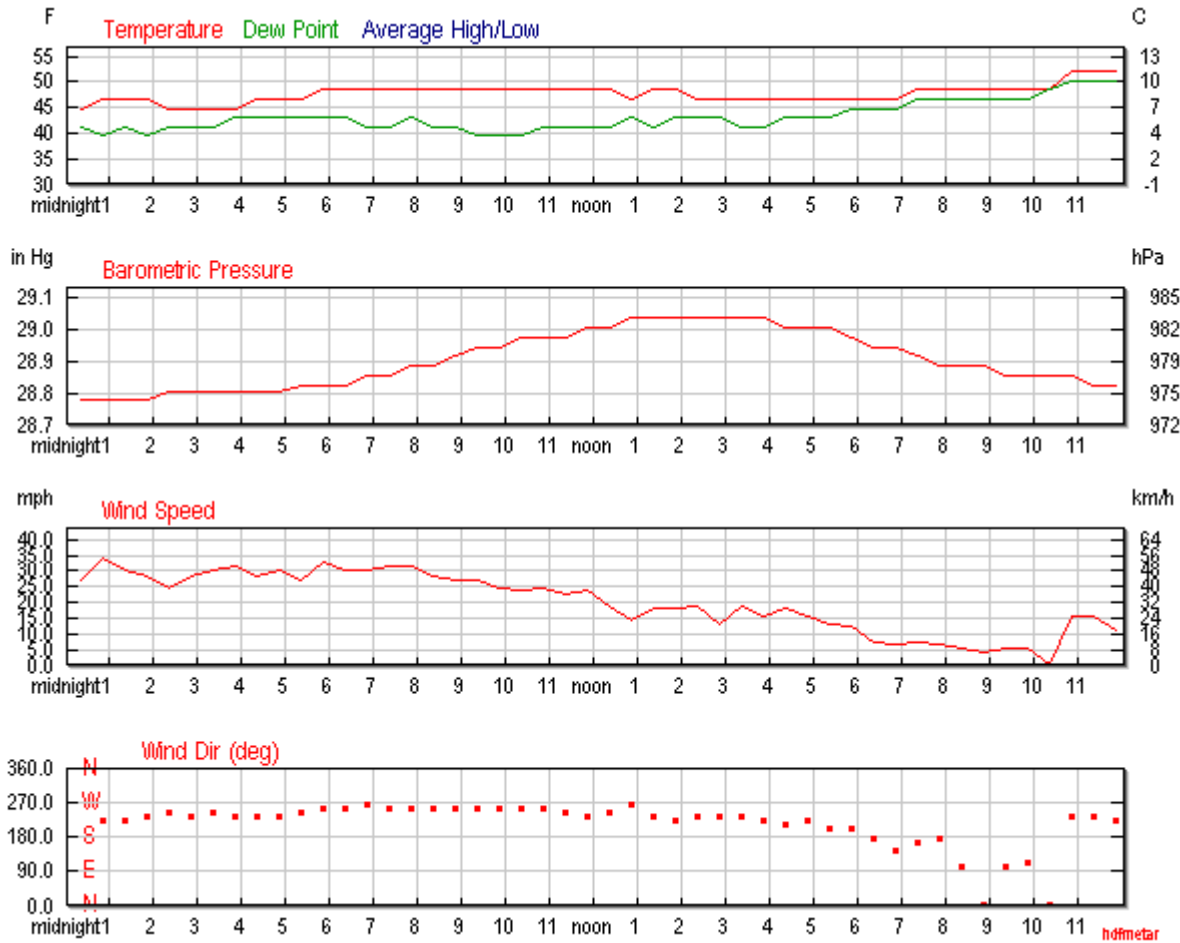
Weather Data (Winter – Low-rises)

| Daily Summary for December 4, 2006 Next Day » | | | |
|--|----------------------------|--------------------------------|--------|
| | Actual | Average | Record |
| Temperature | | | |
| Mean Temperature | 48 °F / 9 °C | - | |
| Max Temperature | 51 °F / 11 °C | - | - () |
| Min Temperature | 44 °F / 7 °C | - | - () |
| Degree Days | | | |
| Heating Degree Days | 18 | | |
| Moisture | | | |
| Dew Point | 40 °F / 4 °C | | |
| Average Humidity | 81 | | |
| Maximum Humidity | 100 | | |
| Minimum Humidity | 71 | | |
| Precipitation | | | |
| Precipitation | 0.00 in / 0.0 cm | - | - () |
| Sea Level Pressure | | | |
| Sea Level Pressure | 28.90 in / 974 hPa | | |
| Wind | | | |
| Wind Speed | 24 mph / 39 km/h () | | |
| Max Wind Speed | 33 mph / 54 km/h | | |
| Max Gust Speed | 48 mph / 78 km/h | | |
| Visibility | 5.3 miles / 8.8 kilometers | | |
| Events | Rain | | |
| T = Trace of Precipitation, MM = Missing Value | | Source: Averaged Metar Reports | |

Astronomy History:

| December 4, 2006 | Rise: | Set: | | |
|---|---|---|---|---|
| Actual Time | 8:28 AM GMT | 3:47 PM GMT | | |
| Civil Twilight | 7:42 AM GMT | 4:32 PM GMT | | |
| Nautical Twilight | 6:54 AM GMT | 5:20 PM GMT | | |
| Astronomical Twilight | 6:09 AM GMT | 6:05 PM GMT | | |
| Moon | 2:35 PM GMT (12/4) | 8:22 AM GMT (12/4) | | |
| Length Of Visible Light: | 8h 50m | | | |
| Length of Day | 7h 18m | | | |
| Full Moon, 100% Moon Illumination | | | | |
|  |  |  |  |  |
| 12 / 4 | 12 / 5 Full | 12 / 12 Last Quarter | 12 / 20 New | 12 / 27 First Quarter |
|  For more information about the solar system, » View the Full Star Chart! | | | | |

Weather Data (Winter – Low-rises)



Hourly Observations

| Time(GMT) | Temperature | Dew Point | Humidity | Sea Level Pressure | Visibility | Wind Direction | Wind Speed | Gust Speed | Precipitation | Events | Conditions |
|-----------|-------------|-----------|----------|--------------------|------------|----------------|------------|------------|---------------|--------|------------|
| midnight | 45 | 35 | 75 | 975 | 10 | 270 | 30 | 35 | 0.0 | | Clear |
| 1 | 45 | 35 | 75 | 975 | 10 | 270 | 30 | 35 | 0.0 | | Clear |
| 2 | 45 | 35 | 75 | 975 | 10 | 270 | 30 | 35 | 0.0 | | Clear |
| 3 | 45 | 35 | 75 | 975 | 10 | 270 | 30 | 35 | 0.0 | | Clear |
| 4 | 45 | 35 | 75 | 975 | 10 | 270 | 30 | 35 | 0.0 | | Clear |
| 5 | 45 | 35 | 75 | 975 | 10 | 270 | 30 | 35 | 0.0 | | Clear |
| 6 | 45 | 35 | 75 | 975 | 10 | 270 | 30 | 35 | 0.0 | | Clear |
| 7 | 45 | 35 | 75 | 975 | 10 | 270 | 30 | 35 | 0.0 | | Clear |
| 8 | 45 | 35 | 75 | 975 | 10 | 270 | 30 | 35 | 0.0 | | Clear |
| 9 | 45 | 35 | 75 | 975 | 10 | 270 | 30 | 35 | 0.0 | | Clear |
| 10 | 45 | 35 | 75 | 975 | 10 | 270 | 30 | 35 | 0.0 | | Clear |
| 11 | 45 | 35 | 75 | 975 | 10 | 270 | 30 | 35 | 0.0 | | Clear |

Weather Data (Winter – Low-rises)

| Time(GMT) | Temperature | Dew Point | Humidity | Sea Level Pressure | Visibility | Wind Direction | Wind Speed | Gust Speed | Precipitation | Events | Conditions |
|-----------|---------------------|---------------------|----------|-----------------------|--------------------------------|----------------|---------------------------------------|---------------------------------------|---------------|--------|--------------------|
| 12:20 AM | 44.6 °F / 7.0 °C | 41.0 °F / 5.0 °C | 87% | 28.77 in / 974 hPa | - | SW | 26.5 mph / 42.6 km/h / 11.8 m/s | 40.3 mph / 64.8 km/h / 18.0 m/s | N/A | Rain | Rain |
| 12:50 AM | 46.4 °F / 8.0 °C | 39.2 °F / 4.0 °C | 76% | 28.77 in / 974 hPa | 6.2 miles / 10.0 kilometers | SW | 33.4 mph / 53.7 km/h / 14.9 m/s | - | N/A | Rain | Light Rain |
| 1:20 AM | 46.4 °F / 8.0 °C | 41.0 °F / 5.0 °C | 81% | 28.77 in / 974 hPa | 5.6 miles / 9.0 kilometers | SW | 29.9 mph / 48.2 km/h / 13.4 m/s | 43.7 mph / 70.4 km/h / 19.5 m/s | N/A | Rain | Light Rain Showers |
| 1:50 AM | 46.4 °F / 8.0 °C | 39.2 °F / 4.0 °C | 76% | 28.77 in / 974 hPa | 5.6 miles / 9.0 kilometers | SW | 27.6 mph / 44.4 km/h / 12.3 m/s | 46.0 mph / 74.1 km/h / 20.6 m/s | N/A | Rain | Light Rain Showers |
| 2:20 AM | 44.6 °F / 7.0 °C | 41.0 °F / 5.0 °C | 87% | 28.80 in / 975 hPa | 3.7 miles / 6.0 kilometers | WSW | 24.2 mph / 38.9 km/h / 10.8 m/s | - | N/A | Rain | Rain |
| 2:50 AM | 44.6 °F / 7.0 °C | 41.0 °F / 5.0 °C | 87% | 28.80 in / 975 hPa | 3.1 miles / 5.0 kilometers | SW | 27.6 mph / 44.4 km/h / 12.3 m/s | - | N/A | Rain | Rain |
| 3:20 AM | 44.6 °F / 7.0 °C | 41.0 °F / 5.0 °C | 87% | 28.80 in / 975 hPa | 3.1 miles / 5.0 kilometers | WSW | 29.9 mph / 48.2 km/h / 13.4 m/s | 42.6 mph / 68.5 km/h / 19.0 m/s | N/A | Rain | Light Rain |
| 3:50 AM | 44.6 °F / 7.0 °C | 42.8 °F / 6.0 °C | 93% | 28.80 in / 975 hPa | - | SW | 31.1 mph / 50.0 km/h / 13.9 m/s | - | N/A | Rain | Light Rain |
| 4:20 AM | 46.4 °F / 8.0 °C | 42.8 °F / 6.0 °C | 87% | 28.80 in / 975 hPa | 6.2 miles / 10.0 kilometers | SW | 27.6 mph / 44.4 km/h / 12.3 m/s | 39.1 mph / 63.0 km/h / 17.5 m/s | N/A | Rain | Light Rain |
| 4:50 AM | 46.4 °F / 8.0 °C | 42.8 °F / 6.0 °C | 87% | 28.80 in / 975 hPa | 6.2 miles / 10.0 kilometers | SW | 29.9 mph / 48.2 km/h / | 44.9 mph / 72.2 km/h / | N/A | Rain | Light Rain |

Weather Data (Winter – Low-rises)

| Time(GMT) | Temperature | Dew Point | Humidity | Sea Level Pressure | Visibility | Wind Direction | Wind Speed | Gust Speed | Precipitation | Events | Conditions |
|-----------|---------------------|---------------------|----------|-----------------------|--------------------------------|----------------|---------------------------------------|---------------------------------------|---------------|--------|--------------------|
| | | | | | | | 13.4 m/s | 20.1 m/s | | | |
| 5:20 AM | 46.4 °F / 8.0 °C | 42.8 °F / 6.0 °C | 87% | 28.82 in / 976 hPa | 3.7 miles / 6.0 kilometers | WSW | 26.5 mph / 42.6 km/h / 11.8 m/s | - | N/A | Rain | Light Rain Showers |
| 5:50 AM | 48.2 °F / 9.0 °C | 42.8 °F / 6.0 °C | 82% | 28.82 in / 976 hPa | 5.6 miles / 9.0 kilometers | WSW | 32.2 mph / 51.9 km/h / 14.4 m/s | 47.2 mph / 75.9 km/h / 21.1 m/s | N/A | Rain | Light Rain |
| 6:20 AM | 48.2 °F / 9.0 °C | 42.8 °F / 6.0 °C | 82% | 28.82 in / 976 hPa | 4.3 miles / 7.0 kilometers | WSW | 29.9 mph / 48.2 km/h / 13.4 m/s | 48.3 mph / 77.8 km/h / 21.6 m/s | N/A | Rain | Light Rain Showers |
| 6:50 AM | 48.2 °F / 9.0 °C | 41.0 °F / 5.0 °C | 76% | 28.85 in / 977 hPa | 6.2 miles / 10.0 kilometers | West | 29.9 mph / 48.2 km/h / 13.4 m/s | 44.9 mph / 72.2 km/h / 20.1 m/s | N/A | Rain | Light Rain Showers |
| 7:20 AM | 48.2 °F / 9.0 °C | 41.0 °F / 5.0 °C | 76% | 28.85 in / 977 hPa | 6.2 miles / 10.0 kilometers | WSW | 31.1 mph / 50.0 km/h / 13.9 m/s | 46.0 mph / 74.1 km/h / 20.6 m/s | N/A | | Mostly Cloudy |
| 7:50 AM | 48.2 °F / 9.0 °C | 42.8 °F / 6.0 °C | 82% | 28.88 in / 978 hPa | 3.7 miles / 6.0 kilometers | WSW | 31.1 mph / 50.0 km/h / 13.9 m/s | 43.7 mph / 70.4 km/h / 19.5 m/s | N/A | Rain | Light Rain Showers |
| 8:20 AM | 48.2 °F / 9.0 °C | 41.0 °F / 5.0 °C | 76% | 28.88 in / 978 hPa | 6.2 miles / 10.0 kilometers | WSW | 27.6 mph / 44.4 km/h / 12.3 m/s | 41.4 mph / 66.7 km/h / 18.5 m/s | N/A | | Unknown |
| 8:50 AM | 48.2 °F / 9.0 °C | 41.0 °F / 5.0 °C | 76% | 28.91 in / 979 hPa | 6.2 miles / 10.0 kilometers | WSW | 26.5 mph / 42.6 km/h / 11.8 m/s | 38.0 mph / 61.1 km/h / 17.0 m/s | N/A | | Unknown |
| 9:20 AM | 48.2 °F / 9.0 °C | 39.2 °F / 4.0 °C | 71% | 28.94 in / 980 hPa | 6.2 miles / 10.0 kilometers | WSW | 26.5 mph / 42.6 km/h / 11.8 m/s | 40.3 mph / 64.8 km/h / 18.0 m/s | N/A | | Scattered Clouds |

Weather Data (Winter – Low-rises)

| Time(GMT) | Temperature | Dew Point | Humidity | Sea Level Pressure | Visibility | Wind Direction | Wind Speed | Gust Speed | Precipitation | Events | Conditions |
|-----------|---------------------|---------------------|----------|-----------------------|--------------------------------|----------------|---------------------------------------|---------------------------------------|---------------|--------|-----------------------|
| 9:50 AM | 48.2 °F / 9.0 °C | 39.2 °F / 4.0 °C | 71% | 28.94 in / 980 hPa | 6.2 miles / 10.0 kilometers | WSW | 24.2 mph / 38.9 km/h / 10.8 m/s | 38.0 mph / 61.1 km/h / 17.0 m/s | N/A | | Scattered Clouds |
| 10:20 AM | 48.2 °F / 9.0 °C | 39.2 °F / 4.0 °C | 71% | 28.97 in / 981 hPa | 6.2 miles / 10.0 kilometers | WSW | 23.0 mph / 37.0 km/h / 10.3 m/s | - | N/A | | Unknown |
| 10:50 AM | 48.2 °F / 9.0 °C | 41.0 °F / 5.0 °C | 76% | 28.97 in / 981 hPa | 6.2 miles / 10.0 kilometers | WSW | 24.2 mph / 38.9 km/h / 10.8 m/s | 35.7 mph / 57.4 km/h / 15.9 m/s | N/A | | Scattered Clouds |
| 11:20 AM | 48.2 °F / 9.0 °C | 41.0 °F / 5.0 °C | 76% | 28.97 in / 981 hPa | 6.2 miles / 10.0 kilometers | WSW | 21.9 mph / 35.2 km/h / 9.8 m/s | - | N/A | | Scattered Clouds |
| 11:50 AM | 48.2 °F / 9.0 °C | 41.0 °F / 5.0 °C | 76% | 29.00 in / 982 hPa | 6.2 miles / 10.0 kilometers | SW | 23.0 mph / 37.0 km/h / 10.3 m/s | - | N/A | | Scattered Clouds |
| 12:20 PM | 48.2 °F / 9.0 °C | 41.0 °F / 5.0 °C | 76% | 29.00 in / 982 hPa | 6.2 miles / 10.0 kilometers | WSW | 18.4 mph / 29.6 km/h / 8.2 m/s | - | N/A | | Unknown |
| 12:50 PM | 46.4 °F / 8.0 °C | 42.8 °F / 6.0 °C | 87% | 29.03 in / 983 hPa | 6.2 miles / 10.0 kilometers | West | 13.8 mph / 22.2 km/h / 6.2 m/s | - | N/A | | Unknown |
| 1:20 PM | 48.2 °F / 9.0 °C | 41.0 °F / 5.0 °C | 76% | 29.03 in / 983 hPa | 6.2 miles / 10.0 kilometers | SW | 17.3 mph / 27.8 km/h / 7.7 m/s | - | N/A | | Unknown |
| 1:50 PM | 48.2 °F / 9.0 °C | 42.8 °F / 6.0 °C | 82% | 29.03 in / 983 hPa | 6.2 miles / 10.0 kilometers | SW | 17.3 mph / 27.8 km/h / 7.7 m/s | - | N/A | | Unknown |
| 2:20 PM | 46.4 °F / 8.0 °C | 42.8 °F / 6.0 °C | 87% | 29.03 in / 983 hPa | 6.2 miles / 10.0 kilometers | SW | 18.4 mph / 29.6 km/h / | - | N/A | Rain | Light Rain Showers |

Weather Data (Winter – Low-rises)

| Time(GMT) | Temperature | Dew Point | Humidity | Sea Level Pressure | Visibility | Wind Direction | Wind Speed | Gust Speed | Precipitation | Events | Conditions |
|-----------|---------------------|---------------------|----------|-----------------------|--------------------------------|----------------|--------------------------------------|------------|---------------|--------|---------------------|
| | | | | | | | 8.2 m/s | | | | |
| 2:50 PM | 46.4 °F / 8.0 °C | 42.8 °F / 6.0 °C | 87% | 29.03 in / 983 hPa | 6.2 miles / 10.0 kilometers | SW | 12.7 mph / 20.4 km/h / 5.7 m/s | - | N/A | | Mostly Cloudy |
| 3:20 PM | 46.4 °F / 8.0 °C | 41.0 °F / 5.0 °C | 81% | 29.03 in / 983 hPa | 6.2 miles / 10.0 kilometers | SW | 18.4 mph / 29.6 km/h / 8.2 m/s | - | N/A | | Scattered Clouds |
| 3:50 PM | 46.4 °F / 8.0 °C | 41.0 °F / 5.0 °C | 81% | 29.03 in / 983 hPa | 6.2 miles / 10.0 kilometers | SW | 15.0 mph / 24.1 km/h / 6.7 m/s | - | N/A | | Scattered Clouds |
| 4:20 PM | 46.4 °F / 8.0 °C | 42.8 °F / 6.0 °C | 87% | 29.00 in / 982 hPa | 6.2 miles / 10.0 kilometers | SSW | 17.3 mph / 27.8 km/h / 7.7 m/s | - | N/A | | Scattered Clouds |
| 4:50 PM | 46.4 °F / 8.0 °C | 42.8 °F / 6.0 °C | 87% | 29.00 in / 982 hPa | 6.2 miles / 10.0 kilometers | SW | 15.0 mph / 24.1 km/h / 6.7 m/s | - | N/A | | Scattered Clouds |
| 5:20 PM | 46.4 °F / 8.0 °C | 42.8 °F / 6.0 °C | 87% | 29.00 in / 982 hPa | 6.2 miles / 10.0 kilometers | SSW | 12.7 mph / 20.4 km/h / 5.7 m/s | - | N/A | Rain | Light Rain |
| 5:50 PM | 46.4 °F / 8.0 °C | 44.6 °F / 7.0 °C | 93% | 28.97 in / 981 hPa | 6.2 miles / 10.0 kilometers | SSW | 11.5 mph / 18.5 km/h / 5.1 m/s | - | N/A | Rain | Light Rain |
| 6:20 PM | 46.4 °F / 8.0 °C | 44.6 °F / 7.0 °C | 93% | 28.94 in / 980 hPa | 5.6 miles / 9.0 kilometers | South | 6.9 mph / 11.1 km/h / 3.1 m/s | - | N/A | Rain | Light Rain |
| 6:50 PM | 46.4 °F / 8.0 °C | 44.6 °F / 7.0 °C | 93% | 28.94 in / 980 hPa | 6.2 miles / 10.0 kilometers | SE | 5.8 mph / 9.3 km/h / 2.6 m/s | - | N/A | Rain | Light Rain |

Weather Data (Winter – Low-rises)

| Time(GMT) | Temperature | Dew Point | Humidity | Sea Level Pressure | Visibility | Wind Direction | Wind Speed | Gust Speed | Precipitation | Events | Conditions |
|-----------|----------------------|----------------------|----------|-----------------------|--------------------------------|----------------|--------------------------------------|------------|---------------|--------|--------------------|
| 7:20 PM | 48.2 °F / 9.0 °C | 46.4 °F / 8.0 °C | 93% | 28.91 in / 979 hPa | 6.2 miles / 10.0 kilometers | SSE | 6.9 mph / 11.1 km/h / 3.1 m/s | - | N/A | Rain | Light Rain |
| 7:50 PM | 48.2 °F / 9.0 °C | 46.4 °F / 8.0 °C | 93% | 28.88 in / 978 hPa | 6.2 miles / 10.0 kilometers | South | 5.8 mph / 9.3 km/h / 2.6 m/s | - | N/A | Rain | Light Rain |
| 8:20 PM | 48.2 °F / 9.0 °C | 46.4 °F / 8.0 °C | 93% | 28.88 in / 978 hPa | 6.2 miles / 10.0 kilometers | East | 4.6 mph / 7.4 km/h / 2.1 m/s | - | N/A | Rain | Light Rain |
| 8:50 PM | 48.2 °F / 9.0 °C | 46.4 °F / 8.0 °C | 93% | 28.88 in / 978 hPa | 6.2 miles / 10.0 kilometers | Variable | 3.5 mph / 5.6 km/h / 1.5 m/s | - | N/A | Rain | Light Rain |
| 9:20 PM | 48.2 °F / 9.0 °C | 46.4 °F / 8.0 °C | 93% | 28.85 in / 977 hPa | 3.7 miles / 6.0 kilometers | East | 4.6 mph / 7.4 km/h / 2.1 m/s | - | N/A | Rain | Light Rain |
| 9:50 PM | 48.2 °F / 9.0 °C | 46.4 °F / 8.0 °C | 93% | 28.85 in / 977 hPa | - | ESE | 4.6 mph / 7.4 km/h / 2.1 m/s | - | N/A | Rain | Light Rain |
| 10:20 PM | 48.2 °F / 9.0 °C | 48.2 °F / 9.0 °C | 100% | 28.85 in / 977 hPa | 6.2 miles / 10.0 kilometers | Calm | Calm | - | N/A | | Mostly Cloudy |
| 10:50 PM | 51.8 °F / 11.0 °C | 50.0 °F / 10.0 °C | 94% | 28.85 in / 977 hPa | 6.2 miles / 10.0 kilometers | SW | 15.0 mph / 24.1 km/h / 6.7 m/s | - | N/A | Rain | Light Rain |
| 11:20 PM | 51.8 °F / 11.0 °C | 50.0 °F / 10.0 °C | 94% | 28.82 in / 976 hPa | 6.2 miles / 10.0 kilometers | SW | 15.0 mph / 24.1 km/h / 6.7 m/s | - | N/A | Rain | Light Rain Showers |
| 11:50 PM | 51.8 °F / 11.0 °C | 50.0 °F / 10.0 °C | 94% | 28.82 in / 976 hPa | 6.2 miles / 10.0 kilometers | SW | 10.4 mph / 16.7 km/h / 4.6 m/s | - | N/A | Rain | Light Rain Showers |


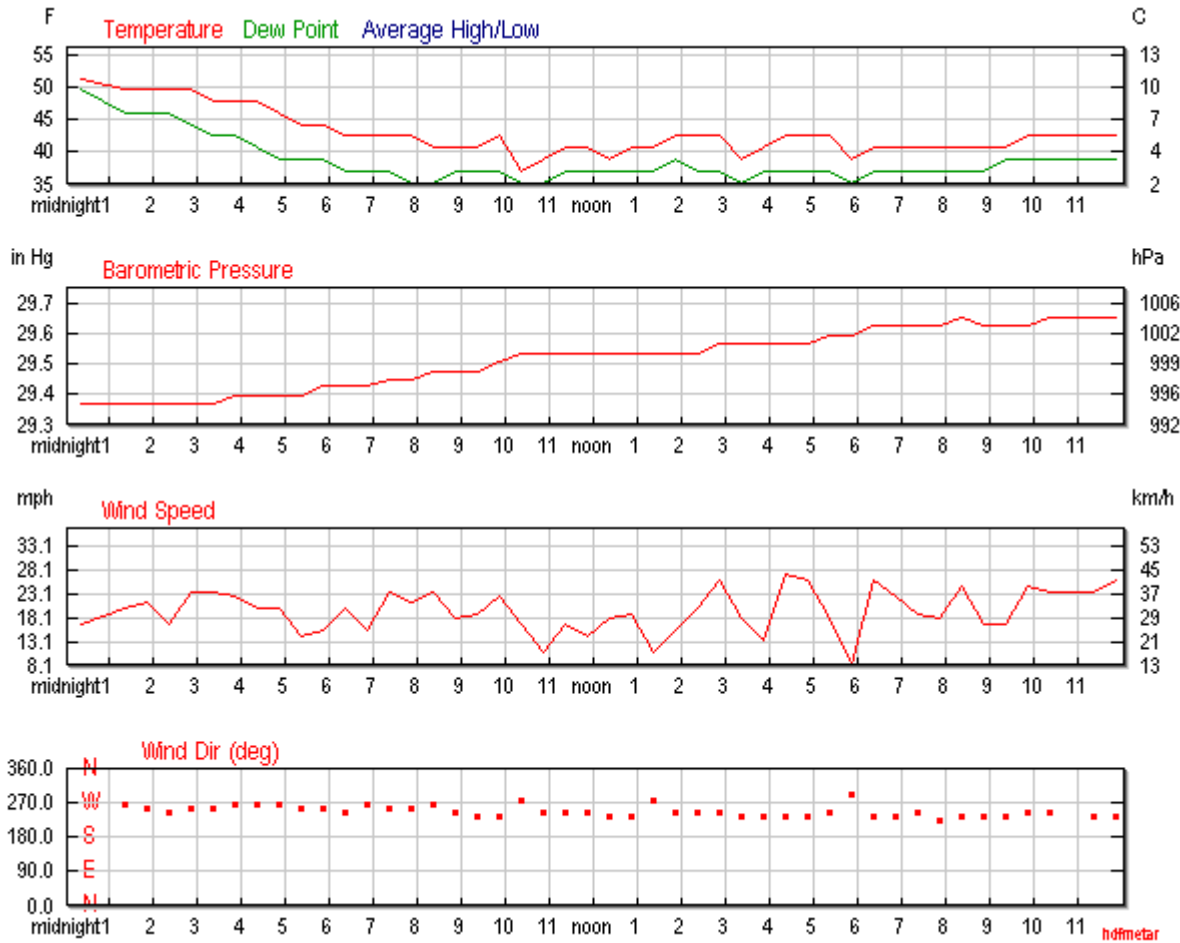
Weather Data (Winter – Low-rises)

City Centre 4 Lanark 11-12 Dec 2006

| Daily Summary for December 11, 2006 Next Day » | | | |
|---|----------------------------|--------------------------------|--------|
| | Actual | Average | Record |
| Temperature | | | |
| Mean Temperature | 44 °F / 7 °C | - | |
| Max Temperature | 51 °F / 11 °C | - | - () |
| Min Temperature | 37 °F / 3 °C | - | - () |
| Degree Days | | | |
| Heating Degree Days | 21 | | |
| Moisture | | | |
| Dew Point | 43 °F / 8 °C | | |
| Average Humidity | 84 | | |
| Maximum Humidity | 94 | | |
| Minimum Humidity | 76 | | |
| Precipitation | | | |
| Precipitation | 0.00 in / 0.0 cm | - | - () |
| Sea Level Pressure | | | |
| Sea Level Pressure | 29.45 in / 994 hPa | | |
| Wind | | | |
| Wind Speed | 15 mph / 26 km/h () | | |
| Max Wind Speed | 26 mph / 43 km/h | | |
| Max Gust Speed | 44 mph / 70 km/h | | |
| Visibility | 5.6 miles / 9.0 kilometers | | |
| Events | Rain , Thunderstorm | | |
| T = Trace of Precipitation, MM = Missing Value | | Source: Averaged Metar Reports | |



Weather Data (Winter – Low-rises)



From u
Hyena

From underdog to
Hyena Queen

Astronomy History:

December 11, 2006

Rise:

Weather Data (Winter – Low-rises)

| | |
|--------------------------|----------------------|
| Actual Time | 8:37 AM GMT |
| Civil Twilight | 7:51 AM GMT |
| Nautical Twilight | 7:02 AM GMT |
| Astronomical Twilight | 6:17 AM GMT |
| Moon | 11:10 PM GMT (12/11) |
| Length Of Visible Light: | 8h 39m |
| Length of Day | 7h 06m |

Waning Gibbous, 61% Moon Illumination



For more information about the solar system,
» [View the Full Star Chart!](#)

| Hourly Observations | | | | | | | | | | |
|---------------------|----------------------|----------------------|----------|-----------------------|--------------------------------|----------------|--------------------------------------|------------|----------------------|--------------------|
| Time(GMT) | Temperature | Dew Point | Humidity | Sea Level Pressure | Visibility | Wind Direction | Wind Speed | Gust Speed | Precipitation Events | Conditions |
| 12:20 AM | 51.8 °F / 11.0 °C | 50.0 °F / 10.0 °C | 94% | 29.36 in / 994 hPa | 6.2 miles / 10.0 kilometers | SW | 16.1 mph / 25.9 km/h / 7.2 m/s | - | N/A | Light Drizzle |
| 1:20 AM | 50.0 °F / 10.0 °C | 46.4 °F / 8.0 °C | 87% | 29.36 in / 994 hPa | 3.1 miles / 5.0 kilometers | West | 19.6 mph / 31.5 km/h / 8.7 m/s | - | N/A | Rain Light Rain |
| 1:50 AM | 50.0 °F / 10.0 °C | 46.4 °F / 8.0 °C | 87% | 29.36 in / 994 hPa | 6.2 miles / 10.0 kilometers | WSW | 20.7 mph / 33.3 km/h / 9.3 m/s | - | N/A | Drizzle |
| 2:20 AM | 50.0 °F / 10.0 °C | 46.4 °F / 8.0 °C | 87% | 29.36 in / 994 hPa | 6.2 miles / 10.0 kilometers | WSW | 16.1 mph / 25.9 km/h / 7.2 m/s | - | N/A | Drizzle |

Weather Data (Winter – Low-rises)

| Time(GMT) | Temperature | Dew Point | Humidity | Sea Level Pressure | Visibility | Wind Direction | Wind Speed | Gust Speed | Precipitation | Events | Conditions |
|-----------|----------------------|---------------------|----------|-----------------------|--------------------------------|----------------|---------------------------------------|---------------------------------------|---------------|--------|-----------------------|
| 2:50 AM | 50.0 °F / 10.0 °C | 44.6 °F / 7.0 °C | 82% | 29.36 in / 994 hPa | 6.2 miles / 10.0 kilometers | WSW | 23.0 mph / 37.0 km/h / 10.3 m/s | - | N/A | | Scattered Clouds |
| 3:20 AM | 48.2 °F / 9.0 °C | 42.8 °F / 6.0 °C | 82% | 29.36 in / 994 hPa | 6.2 miles / 10.0 kilometers | WSW | 23.0 mph / 37.0 km/h / 10.3 m/s | 36.8 mph / 59.3 km/h / 16.5 m/s | N/A | Rain | Light Rain Showers |
| 3:50 AM | 48.2 °F / 9.0 °C | 42.8 °F / 6.0 °C | 82% | 29.39 in / 995 hPa | 5.0 miles / 8.0 kilometers | West | 21.9 mph / 35.2 km/h / 9.8 m/s | - | N/A | Rain | Light Rain Showers |
| 4:20 AM | 48.2 °F / 9.0 °C | 41.0 °F / 5.0 °C | 76% | 29.39 in / 995 hPa | - | West | 19.6 mph / 31.5 km/h / 8.7 m/s | 32.2 mph / 51.9 km/h / 14.4 m/s | N/A | | Clear |
| 4:50 AM | 46.4 °F / 8.0 °C | 39.2 °F / 4.0 °C | 76% | 29.39 in / 995 hPa | 5.0 miles / 8.0 kilometers | West | 19.6 mph / 31.5 km/h / 8.7 m/s | 34.5 mph / 55.6 km/h / 15.4 m/s | N/A | Rain | Light Rain Showers |
| 5:20 AM | 44.6 °F / 7.0 °C | 39.2 °F / 4.0 °C | 81% | 29.39 in / 995 hPa | 6.2 miles / 10.0 kilometers | WSW | 13.8 mph / 22.2 km/h / 6.2 m/s | - | N/A | | Partly Cloudy |
| 5:50 AM | 44.6 °F / 7.0 °C | 39.2 °F / 4.0 °C | 81% | 29.42 in / 996 hPa | 4.3 miles / 7.0 kilometers | WSW | 15.0 mph / 24.1 km/h / 6.7 m/s | 26.5 mph / 42.6 km/h / 11.8 m/s | N/A | Rain | Rain Showers |
| 6:20 AM | 42.8 °F / 6.0 °C | 37.4 °F / 3.0 °C | 81% | 29.42 in / 996 hPa | 5.0 miles / 8.0 kilometers | WSW | 19.6 mph / 31.5 km/h / 8.7 m/s | - | N/A | | Scattered Clouds |
| 6:50 AM | 42.8 °F / 6.0 °C | 37.4 °F / 3.0 °C | 81% | 29.42 in / 996 hPa | 6.2 miles / 10.0 kilometers | West | 15.0 mph / 24.1 km/h / 6.7 m/s | - | N/A | | Scattered Clouds |
| 7:20 AM | 42.8 °F / 6.0 °C | 37.4 °F / 3.0 °C | 81% | 29.44 in / 997 hPa | 5.0 miles / 8.0 kilometers | WSW | 23.0 mph / 37.0 km/h / | 43.7 mph / 70.4 km/h / | N/A | Rain | Rain Showers |

Weather Data (Winter – Low-rises)

| Time(GMT) | Temperature | Dew Point | Humidity | Sea Level Pressure | Visibility | Wind Direction | Wind Speed | Gust Speed | Precipitation | Events | Conditions |
|-----------|---------------------|---------------------|----------|------------------------|--------------------------------|----------------|---------------------------------------|---------------------------------------|---------------|------------------------|---------------------------|
| | | | | | | | 10.3 m/s | 19.5 m/s | | | |
| 7:50 AM | 42.8 °F / 6.0 °C | 35.6 °F / 2.0 °C | 76% | 29.44 in / 997 hPa | 6.2 miles / 10.0 kilometers | WSW | 20.7 mph / 33.3 km/h / 9.3 m/s | - | N/A | | Scattered Clouds |
| 8:20 AM | 41.0 °F / 5.0 °C | 35.6 °F / 2.0 °C | 81% | 29.47 in / 998 hPa | 5.6 miles / 9.0 kilometers | West | 23.0 mph / 37.0 km/h / 10.3 m/s | 41.4 mph / 66.7 km/h / 18.5 m/s | N/A | Rain | Light Rain Showers |
| 8:50 AM | 41.0 °F / 5.0 °C | 37.4 °F / 3.0 °C | 87% | 29.47 in / 998 hPa | 6.2 miles / 10.0 kilometers | WSW | 17.3 mph / 27.8 km/h / 7.7 m/s | - | N/A | | Scattered Clouds |
| 9:20 AM | 41.0 °F / 5.0 °C | 37.4 °F / 3.0 °C | 87% | 29.47 in / 998 hPa | 6.2 miles / 10.0 kilometers | SW | 18.4 mph / 29.6 km/h / 8.2 m/s | 34.5 mph / 55.6 km/h / 15.4 m/s | N/A | Rain | Light Rain Showers |
| 9:50 AM | 42.8 °F / 6.0 °C | 37.4 °F / 3.0 °C | 81% | 29.50 in / 999 hPa | 6.2 miles / 10.0 kilometers | SW | 21.9 mph / 35.2 km/h / 9.8 m/s | 33.4 mph / 53.7 km/h / 14.9 m/s | N/A | Rain | Light Rain Showers |
| 10:20 AM | 37.4 °F / 3.0 °C | 35.6 °F / 2.0 °C | 93% | 29.53 in / 1000 hPa | 6.2 miles / 10.0 kilometers | West | 16.1 mph / 25.9 km/h / 7.2 m/s | 27.6 mph / 44.4 km/h / 12.3 m/s | N/A | Rain , Thunderstorm | Thunderstorms and Rain |
| 10:50 AM | 39.2 °F / 4.0 °C | 35.6 °F / 2.0 °C | 87% | 29.53 in / 1000 hPa | 6.2 miles / 10.0 kilometers | WSW | 10.4 mph / 16.7 km/h / 4.6 m/s | - | N/A | | Unknown |
| 11:20 AM | 41.0 °F / 5.0 °C | 37.4 °F / 3.0 °C | 87% | 29.53 in / 1000 hPa | 6.2 miles / 10.0 kilometers | WSW | 16.1 mph / 25.9 km/h / 7.2 m/s | - | N/A | | Partly Cloudy |
| 11:50 AM | 41.0 °F / 5.0 °C | 37.4 °F / 3.0 °C | 87% | 29.53 in / 1000 hPa | 6.2 miles / 10.0 kilometers | WSW | 13.8 mph / 22.2 km/h / 6.2 m/s | - | N/A | Rain | Light Rain |

Weather Data (Winter – Low-rises)

| Time(GMT) | Temperature | Dew Point | Humidity | Sea Level Pressure | Visibility | Wind Direction | Wind Speed | Gust Speed | Precipitation | Events | Conditions |
|-----------|---------------------|---------------------|----------|------------------------|--------------------------------|----------------|---------------------------------------|---------------------------------------|---------------|--------|-----------------------|
| 12:20 PM | 39.2 °F / 4.0 °C | 37.4 °F / 3.0 °C | 93% | 29.53 in / 1000 hPa | 6.2 miles / 10.0 kilometers | SW | 17.3 mph / 27.8 km/h / 7.7 m/s | - | N/A | | Scattered Clouds |
| 12:50 PM | 41.0 °F / 5.0 °C | 37.4 °F / 3.0 °C | 87% | 29.53 in / 1000 hPa | 6.2 miles / 10.0 kilometers | SW | 18.4 mph / 29.6 km/h / 8.2 m/s | - | N/A | Rain | Light Rain Showers |
| 1:20 PM | 41.0 °F / 5.0 °C | 37.4 °F / 3.0 °C | 87% | 29.53 in / 1000 hPa | 5.6 miles / 9.0 kilometers | West | 10.4 mph / 16.7 km/h / 4.6 m/s | - | N/A | Rain | Light Rain Showers |
| 1:50 PM | 42.8 °F / 6.0 °C | 39.2 °F / 4.0 °C | 87% | 29.53 in / 1000 hPa | 6.2 miles / 10.0 kilometers | WSW | 15.0 mph / 24.1 km/h / 6.7 m/s | - | N/A | | Unknown |
| 2:20 PM | 42.8 °F / 6.0 °C | 37.4 °F / 3.0 °C | 81% | 29.53 in / 1000 hPa | 6.2 miles / 10.0 kilometers | WSW | 19.6 mph / 31.5 km/h / 8.7 m/s | - | N/A | | Unknown |
| 2:50 PM | 42.8 °F / 6.0 °C | 37.4 °F / 3.0 °C | 81% | 29.56 in / 1001 hPa | 5.6 miles / 9.0 kilometers | WSW | 25.3 mph / 40.7 km/h / 11.3 m/s | 41.4 mph / 66.7 km/h / 18.5 m/s | N/A | Rain | Light Rain Showers |
| 3:20 PM | 39.2 °F / 4.0 °C | 35.6 °F / 2.0 °C | 87% | 29.56 in / 1001 hPa | 6.2 miles / 10.0 kilometers | SW | 17.3 mph / 27.8 km/h / 7.7 m/s | - | N/A | | Unknown |
| 3:50 PM | 41.0 °F / 5.0 °C | 37.4 °F / 3.0 °C | 87% | 29.56 in / 1001 hPa | 6.2 miles / 10.0 kilometers | SW | 12.7 mph / 20.4 km/h / 5.7 m/s | - | N/A | | Unknown |
| 4:20 PM | 42.8 °F / 6.0 °C | 37.4 °F / 3.0 °C | 81% | 29.56 in / 1001 hPa | 6.2 miles / 10.0 kilometers | SW | 26.5 mph / 42.6 km/h / 11.8 m/s | - | N/A | | Scattered Clouds |
| 4:50 PM | 42.8 °F / 6.0 °C | 37.4 °F / 3.0 °C | 81% | 29.56 in / 1001 hPa | 6.2 miles / 10.0 kilometers | SW | 25.3 mph / 40.7 km/h / | - | N/A | | Scattered Clouds |

Weather Data (Winter – Low-rises)

| Time(GMT) | Temperature | Dew Point | Humidity | Sea Level Pressure | Visibility | Wind Direction | Wind Speed | Gust Speed | Precipitation | Events | Conditions |
|-----------|---------------------|---------------------|----------|------------------------|--------------------------------|----------------|---------------------------------------|------------|---------------|--------|--------------------|
| | | | | | | | 11.3 m/s | | | | |
| 5:20 PM | 42.8 °F / 6.0 °C | 37.4 °F / 3.0 °C | 81% | 29.59 in / 1002 hPa | 4.3 miles / 7.0 kilometers | WSW | 17.3 mph / 27.8 km/h / 7.7 m/s | - | N/A | Rain | Rain Showers |
| 5:50 PM | 39.2 °F / 4.0 °C | 35.6 °F / 2.0 °C | 87% | 29.59 in / 1002 hPa | 6.2 miles / 10.0 kilometers | WNW | 8.1 mph / 13.0 km/h / 3.6 m/s | - | N/A | Rain | Light Rain Showers |
| 6:20 PM | 41.0 °F / 5.0 °C | 37.4 °F / 3.0 °C | 87% | 29.62 in / 1003 hPa | 6.2 miles / 10.0 kilometers | SW | 25.3 mph / 40.7 km/h / 11.3 m/s | - | N/A | Rain | Light Rain Showers |
| 6:50 PM | 41.0 °F / 5.0 °C | 37.4 °F / 3.0 °C | 87% | 29.62 in / 1003 hPa | 6.2 miles / 10.0 kilometers | SW | 21.9 mph / 35.2 km/h / 9.8 m/s | - | N/A | Rain | Light Rain Showers |
| 7:20 PM | 41.0 °F / 5.0 °C | 37.4 °F / 3.0 °C | 87% | 29.62 in / 1003 hPa | 6.2 miles / 10.0 kilometers | WSW | 18.4 mph / 29.6 km/h / 8.2 m/s | - | N/A | Rain | Light Rain |
| 7:50 PM | 41.0 °F / 5.0 °C | 37.4 °F / 3.0 °C | 87% | 29.62 in / 1003 hPa | 6.2 miles / 10.0 kilometers | SW | 17.3 mph / 27.8 km/h / 7.7 m/s | - | N/A | Rain | Light Rain |
| 8:20 PM | 41.0 °F / 5.0 °C | 37.4 °F / 3.0 °C | 87% | 29.65 in / 1004 hPa | 6.2 miles / 10.0 kilometers | SW | 24.2 mph / 38.9 km/h / 10.8 m/s | - | N/A | Rain | Light Rain |
| 8:50 PM | 41.0 °F / 5.0 °C | 37.4 °F / 3.0 °C | 87% | 29.62 in / 1003 hPa | 6.2 miles / 10.0 kilometers | SW | 16.1 mph / 25.9 km/h / 7.2 m/s | - | N/A | Rain | Light Rain |
| 9:20 PM | 41.0 °F / 5.0 °C | 39.2 °F / 4.0 °C | 93% | 29.62 in / 1003 hPa | 6.2 miles / 10.0 kilometers | SW | 16.1 mph / 25.9 km/h / 7.2 m/s | - | N/A | Rain | Light Rain Showers |

Weather Data (Winter – Low-rises)

| Time(GMT) | Temperature | Dew Point | Humidity | Sea Level Pressure | Visibility | Wind Direction | Wind Speed | Gust Speed | Precipitation | Events | Conditions |
|-----------|------------------|------------------|----------|---------------------|-----------------------------|----------------|---------------------------------|---------------------------------|---------------|--------|--------------------|
| 9:50 PM | 42.8 °F / 6.0 °C | 39.2 °F / 4.0 °C | 87% | 29.62 in / 1003 hPa | 6.2 miles / 10.0 kilometers | WSW | 24.2 mph / 38.9 km/h / 10.8 m/s | - | N/A | Rain | Light Rain Showers |
| 10:20 PM | 42.8 °F / 6.0 °C | 39.2 °F / 4.0 °C | 87% | 29.65 in / 1004 hPa | 6.2 miles / 10.0 kilometers | WSW | 23.0 mph / 37.0 km/h / 10.3 m/s | - | N/A | Rain | Light Rain Showers |
| 11:20 PM | 42.8 °F / 6.0 °C | 39.2 °F / 4.0 °C | 87% | 29.65 in / 1004 hPa | 4.3 miles / 7.0 kilometers | SW | 23.0 mph / 37.0 km/h / 10.3 m/s | 36.8 mph / 59.3 km/h / 16.5 m/s | N/A | Rain | Light Rain Showers |
| 11:50 PM | 42.8 °F / 6.0 °C | 39.2 °F / 4.0 °C | 87% | 29.65 in / 1004 hPa | 6.2 miles / 10.0 kilometers | SW | 25.3 mph / 40.7 km/h / 11.3 m/s | - | N/A | Rain | Light Rain Showers |

Daily Summary for December 12, 2006

[Next Day »](#)

| | Actual | Average | Record |
|---------------------|------------------|---------|--------|
| Temperature | | | |
| Mean Temperature | 44 °F / 7 °C | - | |
| Max Temperature | 48 °F / 9 °C | - | - () |
| Min Temperature | 41 °F / 5 °C | - | - () |
| Degree Days | | | |
| Heating Degree Days | 20 | | |
| Moisture | | | |
| Dew Point | 38 °F / 4 °C | | |
| Average Humidity | 86 | | |
| Maximum Humidity | 93 | | |
| Minimum Humidity | 71 | | |
| Precipitation | | | |
| Precipitation | 0.00 in / 0.0 cm | - | - () |

Microsoft

find 

the latest:

- reviews
- video clips
- road tests
- charts

msn  Cars


FIND YOUR DREAM CAR

Weather Data (Winter – Low-rises)

Sea Level Pressure
Sea Level Pressure **29.55 in / 1004 hPa**
Wind
Wind Speed **15 mph / 28 km/h ()**
Max Wind Speed **30 mph / 48 km/h**
Max Gust Speed **48 mph / 78 km/h**
Visibility **5.2 miles / 8.7 kilometers**
Events Rain

T = Trace of Precipitation, MM = Missing Value

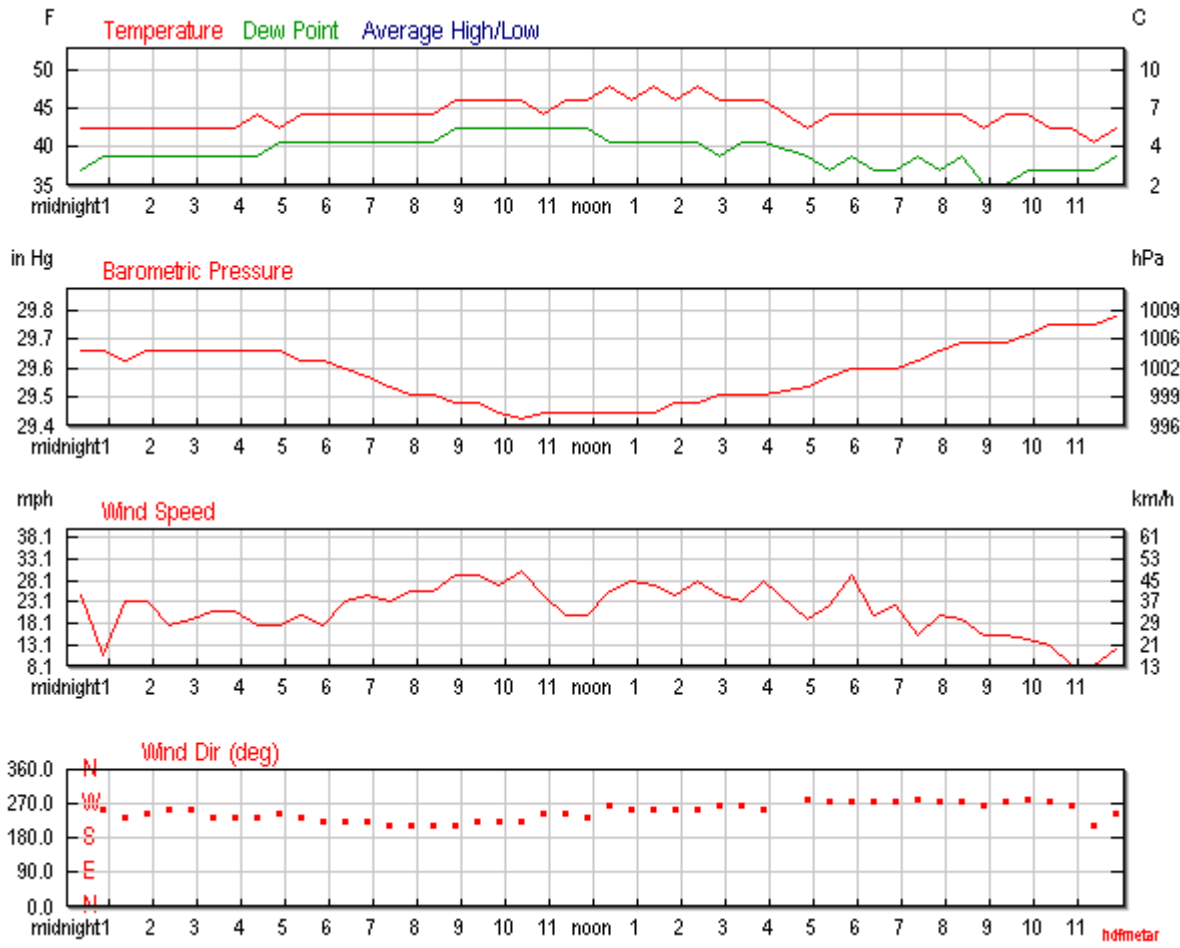
Source: Averaged Metar Reports



Astronomy History:

| December 12, 2006 | Rise: | Set: |
|---------------------------------------|-----------------|-------------------------|
| Actual Time | 8:38 AM GMT | 3:43 PM GMT |
| Civil Twilight | 7:52 AM GMT | 4:30 PM GMT |
| Nautical Twilight | 7:03 AM GMT | 5:19 PM GMT |
| Astronomical Twilight | 6:18 AM GMT | 6:04 PM GMT |
| Moon | No Moon Rise | 12:39 PM GMT (12/12) |
| Length Of Visible Light: | 8h 38m | |
| Length of Day | 7h 04m | |
| Waning Gibbous, 51% Moon Illumination | | |

Weather Data (Winter – Low-rises)



12 / 12 12 / 12 12 / 20 12 / 27 1 / 3
 Last New First Full
 Quarter Quarter

For more information about the solar system, » [View the Full Star Chart!](#)

| Hourly Observations | | | | | | | | | | | |
|---------------------|-------------|-----------|----------|--------------------|------------|----------------|------------|------------|---------------|--------|------------|
| Time(GMT) | Temperature | Dew Point | Humidity | Sea Level Pressure | Visibility | Wind Direction | Wind Speed | Gust Speed | Precipitation | Events | Conditions |

Weather Data (Winter – Low-rises)

| Time(GMT) | Temperature | Dew Point | Humidity | Sea Level Pressure | Visibility | Wind Direction | Wind Speed | Gust Speed | Precipitation | Events | Conditions |
|-----------|---------------------|---------------------|----------|------------------------|--------------------------------|----------------|---------------------------------------|------------|---------------|--------|-----------------------|
| 12:20 AM | 42.8 °F / 6.0 °C | 37.4 °F / 3.0 °C | 81% | 29.65 in / 1004 hPa | 6.2 miles / 10.0 kilometers | SW | 24.2 mph / 38.9 km/h / 10.8 m/s | - | N/A | | Scattered Clouds |
| 12:50 AM | 42.8 °F / 6.0 °C | 39.2 °F / 4.0 °C | 87% | 29.65 in / 1004 hPa | 6.2 miles / 10.0 kilometers | WSW | 10.4 mph / 16.7 km/h / 4.6 m/s | - | N/A | Rain | Light Rain Showers |
| 1:20 AM | 42.8 °F / 6.0 °C | 39.2 °F / 4.0 °C | 87% | 29.62 in / 1003 hPa | 6.2 miles / 10.0 kilometers | SW | 23.0 mph / 37.0 km/h / 10.3 m/s | - | N/A | Rain | Light Rain Showers |
| 1:50 AM | 42.8 °F / 6.0 °C | 39.2 °F / 4.0 °C | 87% | 29.65 in / 1004 hPa | 6.2 miles / 10.0 kilometers | WSW | 23.0 mph / 37.0 km/h / 10.3 m/s | - | N/A | Rain | Light Rain Showers |
| 2:20 AM | 42.8 °F / 6.0 °C | 39.2 °F / 4.0 °C | 87% | 29.65 in / 1004 hPa | 5.0 miles / 8.0 kilometers | WSW | 17.3 mph / 27.8 km/h / 7.7 m/s | - | N/A | Rain | Light Rain Showers |
| 2:50 AM | 42.8 °F / 6.0 °C | 39.2 °F / 4.0 °C | 87% | 29.65 in / 1004 hPa | 5.0 miles / 8.0 kilometers | WSW | 18.4 mph / 29.6 km/h / 8.2 m/s | - | N/A | Rain | Light Rain |
| 3:20 AM | 42.8 °F / 6.0 °C | 39.2 °F / 4.0 °C | 87% | 29.65 in / 1004 hPa | 6.2 miles / 10.0 kilometers | SW | 20.7 mph / 33.3 km/h / 9.3 m/s | - | N/A | | Drizzle |
| 3:50 AM | 42.8 °F / 6.0 °C | 39.2 °F / 4.0 °C | 87% | 29.65 in / 1004 hPa | 6.2 miles / 10.0 kilometers | SW | 20.7 mph / 33.3 km/h / 9.3 m/s | - | N/A | | Light Drizzle |
| 4:20 AM | 44.6 °F / 7.0 °C | 39.2 °F / 4.0 °C | 81% | 29.65 in / 1004 hPa | 6.2 miles / 10.0 kilometers | SW | 17.3 mph / 27.8 km/h / 7.7 m/s | - | N/A | Rain | Light Rain Showers |
| 4:50 AM | 42.8 °F / 6.0 °C | 41.0 °F / 5.0 °C | 93% | 29.65 in / 1004 hPa | 6.2 miles / 10.0 kilometers | WSW | 17.3 mph / 27.8 km/h / | - | N/A | Rain | Light Rain Showers |

Weather Data (Winter – Low-rises)

| Time(GMT) | Temperature | Dew Point | Humidity | Sea Level Pressure | Visibility | Wind Direction | Wind Speed | Gust Speed | Precipitation | Events | Conditions |
|-----------|---------------------|---------------------|----------|------------------------|--------------------------------|----------------|---------------------------------------|---------------------------------------|---------------|--------|-----------------------|
| | | | | | | | 7.7 m/s | | | | |
| 5:20 AM | 44.6 °F / 7.0 °C | 41.0 °F / 5.0 °C | 87% | 29.62 in / 1003 hPa | 6.2 miles / 10.0 kilometers | SW | 19.6 mph / 31.5 km/h / 8.7 m/s | - | N/A | | Mostly Cloudy |
| 5:50 AM | 44.6 °F / 7.0 °C | 41.0 °F / 5.0 °C | 87% | 29.62 in / 1003 hPa | 6.2 miles / 10.0 kilometers | SW | 17.3 mph / 27.8 km/h / 7.7 m/s | - | N/A | | Mostly Cloudy |
| 6:20 AM | 44.6 °F / 7.0 °C | 41.0 °F / 5.0 °C | 87% | 29.59 in / 1002 hPa | 6.2 miles / 10.0 kilometers | SW | 23.0 mph / 37.0 km/h / 10.3 m/s | 34.5 mph / 55.6 km/h / 15.4 m/s | N/A | Rain | Light Rain Showers |
| 6:50 AM | 44.6 °F / 7.0 °C | 41.0 °F / 5.0 °C | 87% | 29.56 in / 1001 hPa | 5.6 miles / 9.0 kilometers | SW | 24.2 mph / 38.9 km/h / 10.8 m/s | 38.0 mph / 61.1 km/h / 17.0 m/s | N/A | Rain | Rain Showers |
| 7:20 AM | 44.6 °F / 7.0 °C | 41.0 °F / 5.0 °C | 87% | 29.53 in / 1000 hPa | 3.1 miles / 5.0 kilometers | SSW | 23.0 mph / 37.0 km/h / 10.3 m/s | 39.1 mph / 63.0 km/h / 17.5 m/s | N/A | Rain | Heavy Rain |
| 7:50 AM | 44.6 °F / 7.0 °C | 41.0 °F / 5.0 °C | 87% | 29.50 in / 999 hPa | 3.1 miles / 5.0 kilometers | SSW | 25.3 mph / 40.7 km/h / 11.3 m/s | - | N/A | Rain | Heavy Rain |
| 8:20 AM | 44.6 °F / 7.0 °C | 41.0 °F / 5.0 °C | 87% | 29.50 in / 999 hPa | - | SSW | 25.3 mph / 40.7 km/h / 11.3 m/s | - | N/A | Rain | Heavy Rain |
| 8:50 AM | 46.4 °F / 8.0 °C | 42.8 °F / 6.0 °C | 87% | 29.47 in / 998 hPa | 2.2 miles / 3.5 kilometers | SSW | 28.8 mph / 46.3 km/h / 12.9 m/s | 46.0 mph / 74.1 km/h / 20.6 m/s | N/A | Rain | Heavy Rain |
| 9:20 AM | 46.4 °F / 8.0 °C | 42.8 °F / 6.0 °C | 87% | 29.47 in / 998 hPa | 5.0 miles / 8.0 kilometers | SW | 28.8 mph / 46.3 km/h / 12.9 m/s | 40.3 mph / 64.8 km/h / 18.0 m/s | N/A | Rain | Light Rain Showers |

Weather Data (Winter – Low-rises)

| Time(GMT) | Temperature | Dew Point | Humidity | Sea Level Pressure | Visibility | Wind Direction | Wind Speed | Gust Speed | Precipitation | Events | Conditions |
|-----------|---------------------|---------------------|----------|-----------------------|--------------------------------|----------------|---------------------------------------|---------------------------------------|---------------|--------|--------------------|
| 9:50 AM | 46.4 °F / 8.0 °C | 42.8 °F / 6.0 °C | 87% | 29.44 in / 997 hPa | 3.7 miles / 6.0 kilometers | SW | 26.5 mph / 42.6 km/h / 11.8 m/s | - | N/A | Rain | Light Rain Showers |
| 10:20 AM | 46.4 °F / 8.0 °C | 42.8 °F / 6.0 °C | 87% | 29.42 in / 996 hPa | - | SW | 29.9 mph / 48.2 km/h / 13.4 m/s | 43.7 mph / 70.4 km/h / 19.5 m/s | N/A | Rain | Rain |
| 10:50 AM | 44.6 °F / 7.0 °C | 42.8 °F / 6.0 °C | 93% | 29.44 in / 997 hPa | 3.7 miles / 6.0 kilometers | WSW | 24.2 mph / 38.9 km/h / 10.8 m/s | 35.7 mph / 57.4 km/h / 15.9 m/s | N/A | Rain | Rain |
| 11:20 AM | 46.4 °F / 8.0 °C | 42.8 °F / 6.0 °C | 87% | 29.44 in / 997 hPa | 6.2 miles / 10.0 kilometers | WSW | 19.6 mph / 31.5 km/h / 8.7 m/s | - | N/A | | Scattered Clouds |
| 11:50 AM | 46.4 °F / 8.0 °C | 42.8 °F / 6.0 °C | 87% | 29.44 in / 997 hPa | 6.2 miles / 10.0 kilometers | SW | 19.6 mph / 31.5 km/h / 8.7 m/s | - | N/A | | Unknown |
| 12:20 PM | 48.2 °F / 9.0 °C | 41.0 °F / 5.0 °C | 76% | 29.44 in / 997 hPa | 6.2 miles / 10.0 kilometers | West | 25.3 mph / 40.7 km/h / 11.3 m/s | 39.1 mph / 63.0 km/h / 17.5 m/s | N/A | | Mostly Cloudy |
| 12:50 PM | 46.4 °F / 8.0 °C | 41.0 °F / 5.0 °C | 81% | 29.44 in / 997 hPa | 4.3 miles / 7.0 kilometers | WSW | 27.6 mph / 44.4 km/h / 12.3 m/s | 41.4 mph / 66.7 km/h / 18.5 m/s | N/A | Rain | Light Rain Showers |
| 1:20 PM | 48.2 °F / 9.0 °C | 41.0 °F / 5.0 °C | 76% | 29.44 in / 997 hPa | 4.3 miles / 7.0 kilometers | WSW | 26.5 mph / 42.6 km/h / 11.8 m/s | 41.4 mph / 66.7 km/h / 18.5 m/s | N/A | Rain | Light Rain Showers |
| 1:50 PM | 46.4 °F / 8.0 °C | 41.0 °F / 5.0 °C | 81% | 29.47 in / 998 hPa | 6.2 miles / 10.0 kilometers | WSW | 24.2 mph / 38.9 km/h / 10.8 m/s | 38.0 mph / 61.1 km/h / 17.0 m/s | N/A | | Unknown |
| 2:20 PM | 48.2 °F / 9.0 °C | 41.0 °F / 5.0 °C | 76% | 29.47 in / 998 hPa | 6.2 miles / 10.0 kilometers | WSW | 27.6 mph / 44.4 km/h / | 40.3 mph / 64.8 km/h / | N/A | | Mostly Cloudy |

Weather Data (Winter – Low-rises)

| Time(GMT) | Temperature | Dew Point | Humidity | Sea Level Pressure | Visibility | Wind Direction | Wind Speed | Gust Speed | Precipitation | Events | Conditions |
|-----------|---------------------|---------------------|----------|------------------------|--------------------------------|----------------|---------------------------------------|---------------------------------------|---------------|--------|--------------------|
| | | | | | | | 12.3 m/s | 18.0 m/s | | | |
| 2:50 PM | 46.4 °F / 8.0 °C | 39.2 °F / 4.0 °C | 76% | 29.50 in / 999 hPa | 5.0 miles / 8.0 kilometers | West | 24.2 mph / 38.9 km/h / 10.8 m/s | 38.0 mph / 61.1 km/h / 17.0 m/s | N/A | Rain | Light Rain Showers |
| 3:20 PM | 46.4 °F / 8.0 °C | 41.0 °F / 5.0 °C | 81% | 29.50 in / 999 hPa | 6.2 miles / 10.0 kilometers | West | 23.0 mph / 37.0 km/h / 10.3 m/s | 34.5 mph / 55.6 km/h / 15.4 m/s | N/A | | Mostly Cloudy |
| 3:50 PM | 46.4 °F / 8.0 °C | 41.0 °F / 5.0 °C | 81% | 29.50 in / 999 hPa | 5.6 miles / 9.0 kilometers | WSW | 27.6 mph / 44.4 km/h / 12.3 m/s | 48.3 mph / 77.8 km/h / 21.6 m/s | N/A | | Unknown |
| 4:50 PM | 42.8 °F / 6.0 °C | 39.2 °F / 4.0 °C | 87% | 29.53 in / 1000 hPa | 6.2 miles / 10.0 kilometers | West | 18.4 mph / 29.6 km/h / 8.2 m/s | - | N/A | Rain | Light Rain Showers |
| 5:20 PM | 44.6 °F / 7.0 °C | 37.4 °F / 3.0 °C | 76% | 29.56 in / 1001 hPa | 6.2 miles / 10.0 kilometers | West | 21.9 mph / 35.2 km/h / 9.8 m/s | - | N/A | | Mostly Cloudy |
| 5:50 PM | 44.6 °F / 7.0 °C | 39.2 °F / 4.0 °C | 81% | 29.59 in / 1002 hPa | 5.0 miles / 8.0 kilometers | West | 28.8 mph / 46.3 km/h / 12.9 m/s | 44.9 mph / 72.2 km/h / 20.1 m/s | N/A | Rain | Light Rain Showers |
| 6:20 PM | 44.6 °F / 7.0 °C | 37.4 °F / 3.0 °C | 76% | 29.59 in / 1002 hPa | 6.2 miles / 10.0 kilometers | West | 19.6 mph / 31.5 km/h / 8.7 m/s | - | N/A | | Scattered Clouds |
| 6:50 PM | 44.6 °F / 7.0 °C | 37.4 °F / 3.0 °C | 76% | 29.59 in / 1002 hPa | 6.2 miles / 10.0 kilometers | West | 21.9 mph / 35.2 km/h / 9.8 m/s | 33.4 mph / 53.7 km/h / 14.9 m/s | N/A | | Partly Cloudy |
| 7:20 PM | 44.6 °F / 7.0 °C | 39.2 °F / 4.0 °C | 81% | 29.62 in / 1003 hPa | 6.2 miles / 10.0 kilometers | West | 15.0 mph / 24.1 km/h / 6.7 m/s | - | N/A | Rain | Light Rain Showers |

Weather Data (Winter – Low-rises)

| Time(GMT) | Temperature | Dew Point | Humidity | Sea Level Pressure | Visibility | Wind Direction | Wind Speed | Gust Speed | Precipitation | Events | Conditions |
|-----------|---------------------|---------------------|----------|------------------------|--------------------------------|----------------|--------------------------------------|---------------------------------------|---------------|--------|--------------------|
| 7:50 PM | 44.6 °F / 7.0 °C | 37.4 °F / 3.0 °C | 76% | 29.65 in / 1004 hPa | 6.2 miles / 10.0 kilometers | West | 19.6 mph / 31.5 km/h / 8.7 m/s | 32.2 mph / 51.9 km/h / 14.4 m/s | N/A | Rain | Light Rain Showers |
| 8:20 PM | 44.6 °F / 7.0 °C | 39.2 °F / 4.0 °C | 81% | 29.68 in / 1005 hPa | 5.6 miles / 9.0 kilometers | West | 18.4 mph / 29.6 km/h / 8.2 m/s | - | N/A | Rain | Light Rain Showers |
| 8:50 PM | 42.8 °F / 6.0 °C | 35.6 °F / 2.0 °C | 76% | 29.68 in / 1005 hPa | 6.2 miles / 10.0 kilometers | West | 15.0 mph / 24.1 km/h / 6.7 m/s | - | N/A | | Scattered Clouds |
| 9:20 PM | 44.6 °F / 7.0 °C | 35.6 °F / 2.0 °C | 71% | 29.68 in / 1005 hPa | 6.2 miles / 10.0 kilometers | West | 15.0 mph / 24.1 km/h / 6.7 m/s | - | N/A | | Partly Cloudy |
| 9:50 PM | 44.6 °F / 7.0 °C | 37.4 °F / 3.0 °C | 76% | 29.71 in / 1006 hPa | 6.2 miles / 10.0 kilometers | West | 13.8 mph / 22.2 km/h / 6.2 m/s | - | N/A | Rain | Light Rain Showers |
| 10:20 PM | 42.8 °F / 6.0 °C | 37.4 °F / 3.0 °C | 81% | 29.74 in / 1007 hPa | 6.2 miles / 10.0 kilometers | West | 12.7 mph / 20.4 km/h / 5.7 m/s | - | N/A | Rain | Light Rain Showers |
| 10:50 PM | 42.8 °F / 6.0 °C | 37.4 °F / 3.0 °C | 81% | 29.74 in / 1007 hPa | 6.2 miles / 10.0 kilometers | West | 8.1 mph / 13.0 km/h / 3.6 m/s | - | N/A | | Scattered Clouds |
| 11:20 PM | 41.0 °F / 5.0 °C | 37.4 °F / 3.0 °C | 87% | 29.74 in / 1007 hPa | 6.2 miles / 10.0 kilometers | SSW | 8.1 mph / 13.0 km/h / 3.6 m/s | - | N/A | | Scattered Clouds |
| 11:50 PM | 42.8 °F / 6.0 °C | 39.2 °F / 4.0 °C | 87% | 29.77 in / 1008 hPa | 6.2 miles / 10.0 kilometers | WSW | 11.5 mph / 18.5 km/h / 5.1 m/s | - | N/A | | Partly Cloudy |

55 Byres Rd

Weather Data (Winter – Low-rises)

| Daily Summary for December 18, 2006 Next Day » | | | |
|---|----------------------------|--------------------------------|--------|
| | Actual | Average | Record |
| Temperature | | | |
| Mean Temperature | 34 °F / 2 °C | - | |
| Max Temperature | 42 °F / 6 °C | - | - () |
| Min Temperature | 26 °F / -3 °C | - | - () |
| Degree Days | | | |
| Heating Degree Days | 31 | | |
| Moisture | | | |
| Dew Point | 36 °F / 2 °C | | |
| Average Humidity | 93 | | |
| Maximum Humidity | 100 | | |
| Minimum Humidity | 81 | | |
| Precipitation | | | |
| Precipitation | 0.00 in / 0.0 cm | - | - () |
| Sea Level Pressure | | | |
| Sea Level Pressure | 30.34 in / 1024 hPa | | |
| Wind | | | |
| Wind Speed | 4 mph / 7 km/h () | | |
| Max Wind Speed | 6 mph / 9 km/h | | |
| Max Gust Speed | - | | |
| Visibility | 5.1 miles / 8.1 kilometers | | |
| Events | Fog , Rain | | |
| T = Trace of Precipitation, MM = Missing Value | | Source: Averaged Metar Reports | |

Find Your Graduating Class



I graduated in:

classmates.com

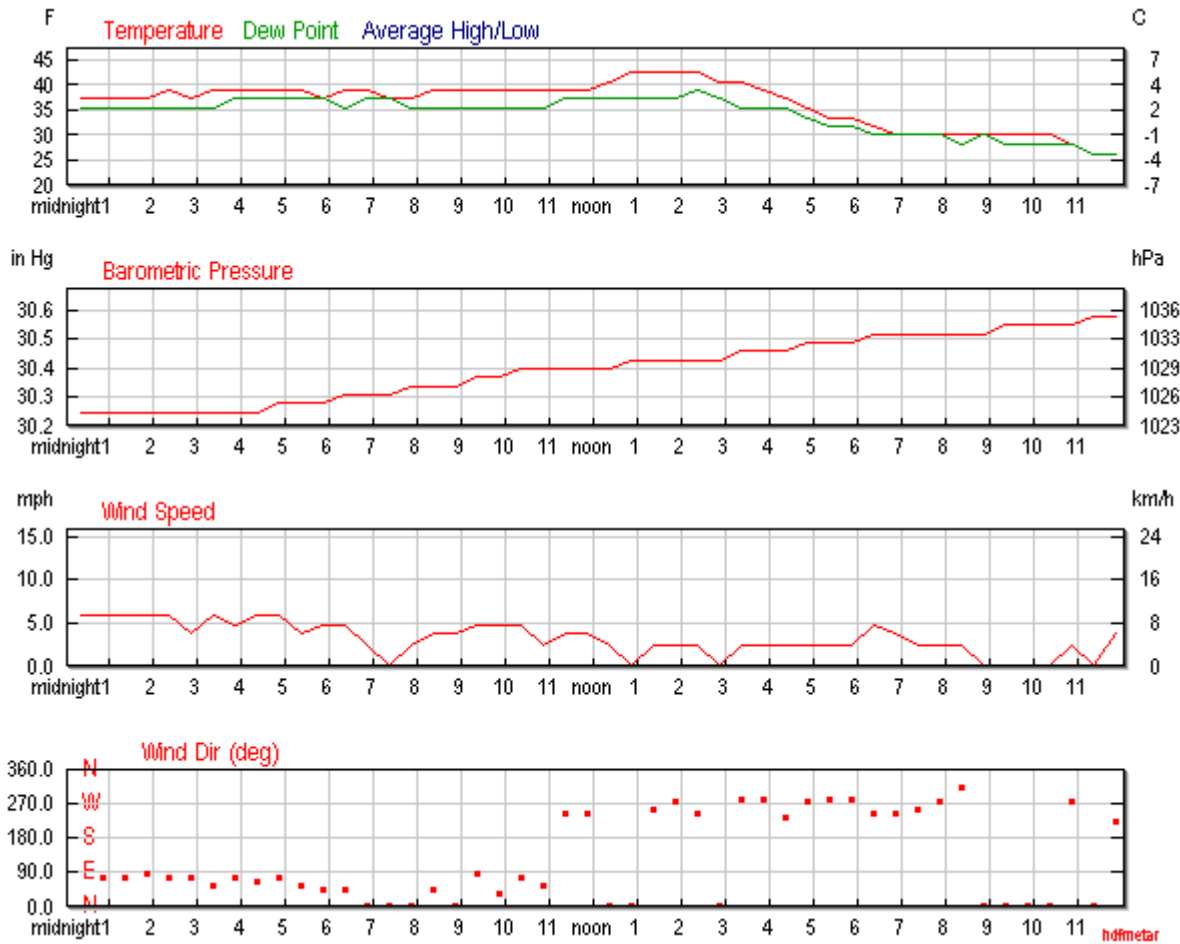
Astronomy History:

| December 18, 2006 | Rise: | Set: |
|--------------------------|------------------------|------------------------|
| Actual Time | 8:44 AM GMT | 3:43 PM GMT |
| Civil Twilight | 7:57 AM GMT | 4:31 PM GMT |
| Nautical Twilight | 7:08 AM GMT | 5:20 PM GMT |
| Astronomical Twilight | 6:22 AM GMT | 6:05 PM GMT |
| Moon | 7:01 AM GMT (12/18) | 1:27 PM GMT (12/18) |
| Length Of Visible Light: | 8h 33m | |
| Length of Day | 6h 59m | |

Waning Crescent, 5% Moon Illumination



Weather Data (Winter – Low-rises)



| | | | | |
|---------|---------|---------|-------|---------|
| 12 / 18 | 12 / 20 | 12 / 27 | 1 / 3 | 1 / 11 |
| | New | First | Full | Last |
| | | Quarter | | Quarter |

 For more information about the solar system,
 » [View the Full Star Chart!](#)

| Hourly Observations | | | | | | | | | | | |
|---------------------|-------------|-----------|----------|--------------------|------------|----------------|------------|------------|---------------|--------|---------------|
| Time(GMT) | Temperature | Dew Point | Humidity | Sea Level Pressure | Visibility | Wind Direction | Wind Speed | Gust Speed | Precipitation | Events | Conditions |
| midnight | 36 | 35 | 95 | 1023 | 10 | W | 5 | 8 | 0 | | Partly Cloudy |
| 1 | 37 | 36 | 95 | 1023 | 10 | W | 5 | 8 | 0 | | Partly Cloudy |
| 2 | 38 | 36 | 95 | 1023 | 10 | W | 5 | 8 | 0 | | Partly Cloudy |
| 3 | 39 | 36 | 95 | 1023 | 10 | W | 5 | 8 | 0 | | Partly Cloudy |
| 4 | 39 | 36 | 95 | 1023 | 10 | W | 5 | 8 | 0 | | Partly Cloudy |
| 5 | 39 | 36 | 95 | 1023 | 10 | W | 5 | 8 | 0 | | Partly Cloudy |
| 6 | 39 | 36 | 95 | 1023 | 10 | W | 5 | 8 | 0 | | Partly Cloudy |
| 7 | 39 | 36 | 95 | 1023 | 10 | W | 5 | 8 | 0 | | Partly Cloudy |
| 8 | 39 | 36 | 95 | 1023 | 10 | W | 5 | 8 | 0 | | Partly Cloudy |
| 9 | 39 | 36 | 95 | 1023 | 10 | W | 5 | 8 | 0 | | Partly Cloudy |
| 10 | 39 | 36 | 95 | 1023 | 10 | W | 5 | 8 | 0 | | Partly Cloudy |
| 11 | 39 | 36 | 95 | 1023 | 10 | W | 5 | 8 | 0 | | Partly Cloudy |
| noon | 40 | 36 | 95 | 1023 | 10 | W | 5 | 8 | 0 | | Partly Cloudy |
| 1 | 41 | 36 | 95 | 1023 | 10 | W | 5 | 8 | 0 | | Partly Cloudy |
| 2 | 41 | 36 | 95 | 1023 | 10 | W | 5 | 8 | 0 | | Partly Cloudy |
| 3 | 40 | 36 | 95 | 1023 | 10 | W | 5 | 8 | 0 | | Partly Cloudy |
| 4 | 39 | 36 | 95 | 1023 | 10 | W | 5 | 8 | 0 | | Partly Cloudy |
| 5 | 37 | 36 | 95 | 1023 | 10 | W | 5 | 8 | 0 | | Partly Cloudy |
| 6 | 35 | 36 | 95 | 1023 | 10 | W | 5 | 8 | 0 | | Partly Cloudy |
| 7 | 33 | 36 | 95 | 1023 | 10 | W | 5 | 8 | 0 | | Partly Cloudy |
| 8 | 32 | 36 | 95 | 1023 | 10 | W | 5 | 8 | 0 | | Partly Cloudy |
| 9 | 31 | 36 | 95 | 1023 | 10 | W | 5 | 8 | 0 | | Partly Cloudy |
| 10 | 30 | 36 | 95 | 1023 | 10 | W | 5 | 8 | 0 | | Partly Cloudy |
| 11 | 29 | 36 | 95 | 1023 | 10 | W | 5 | 8 | 0 | | Partly Cloudy |

Weather Data (Winter – Low-rises)

| Time(GMT) | Temperature | Dew Point | Humidity | Sea Level Pressure | Visibility | Wind Direction | Wind Speed | Gust Speed | Precipitation | Events | Conditions |
|-----------|---------------------|---------------------|----------|------------------------|--------------------------------|----------------|------------------------------------|------------|---------------|--------|---------------|
| 12:20 AM | 37.4 °F / 3.0 °C | 35.6 °F / 2.0 °C | 93% | 30.24 in / 1024 hPa | 6.2 miles / 10.0 kilometers | ENE | 5.8 mph / 9.3 km/h / 2.6 m/s | - | N/A | | Overcast |
| 12:50 AM | 37.4 °F / 3.0 °C | 35.6 °F / 2.0 °C | 93% | 30.24 in / 1024 hPa | 6.2 miles / 10.0 kilometers | ENE | 5.8 mph / 9.3 km/h / 2.6 m/s | - | N/A | | Mostly Cloudy |
| 1:20 AM | 37.4 °F / 3.0 °C | 35.6 °F / 2.0 °C | 93% | 30.24 in / 1024 hPa | 6.2 miles / 10.0 kilometers | ENE | 5.8 mph / 9.3 km/h / 2.6 m/s | - | N/A | | Mostly Cloudy |
| 1:50 AM | 37.4 °F / 3.0 °C | 35.6 °F / 2.0 °C | 93% | 30.24 in / 1024 hPa | 6.2 miles / 10.0 kilometers | East | 5.8 mph / 9.3 km/h / 2.6 m/s | - | N/A | | Mostly Cloudy |
| 2:20 AM | 39.2 °F / 4.0 °C | 35.6 °F / 2.0 °C | 87% | 30.24 in / 1024 hPa | 6.2 miles / 10.0 kilometers | ENE | 5.8 mph / 9.3 km/h / 2.6 m/s | - | N/A | | Overcast |
| 2:50 AM | 37.4 °F / 3.0 °C | 35.6 °F / 2.0 °C | 93% | 30.24 in / 1024 hPa | 6.2 miles / 10.0 kilometers | ENE | 3.5 mph / 5.6 km/h / 1.5 m/s | - | N/A | | Overcast |
| 3:20 AM | 39.2 °F / 4.0 °C | 35.6 °F / 2.0 °C | 87% | 30.24 in / 1024 hPa | 6.2 miles / 10.0 kilometers | NE | 5.8 mph / 9.3 km/h / 2.6 m/s | - | N/A | | Overcast |
| 3:50 AM | 39.2 °F / 4.0 °C | 37.4 °F / 3.0 °C | 93% | 30.24 in / 1024 hPa | 6.2 miles / 10.0 kilometers | ENE | 4.6 mph / 7.4 km/h / 2.1 m/s | - | N/A | | Drizzle |
| 4:20 AM | 39.2 °F / 4.0 °C | 37.4 °F / 3.0 °C | 93% | 30.24 in / 1024 hPa | 6.2 miles / 10.0 kilometers | ENE | 5.8 mph / 9.3 km/h / 2.6 m/s | - | N/A | | Drizzle |
| 4:50 AM | 39.2 °F / 4.0 °C | 37.4 °F / 3.0 °C | 93% | 30.27 in / 1025 hPa | 6.2 miles / 10.0 kilometers | ENE | 5.8 mph / 9.3 km/h / | - | N/A | Rain | Light Rain |

Weather Data (Winter – Low-rises)

| Time(GMT) | Temperature | Dew Point | Humidity | Sea Level Pressure | Visibility | Wind Direction | Wind Speed | Gust Speed | Precipitation | Events | Conditions |
|-----------|---------------------|---------------------|----------|------------------------|--------------------------------|----------------|------------------------------------|------------|---------------|--------|------------------|
| | | | | | | | 2.6 m/s | | | | |
| 5:20 AM | 39.2 °F / 4.0 °C | 37.4 °F / 3.0 °C | 93% | 30.27 in / 1025 hPa | 6.2 miles / 10.0 kilometers | NE | 3.5 mph / 5.6 km/h / 1.5 m/s | - | N/A | | Mostly Cloudy |
| 5:50 AM | 37.4 °F / 3.0 °C | 37.4 °F / 3.0 °C | 100% | 30.27 in / 1025 hPa | 6.2 miles / 10.0 kilometers | NE | 4.6 mph / 7.4 km/h / 2.1 m/s | - | N/A | | Mostly Cloudy |
| 6:20 AM | 39.2 °F / 4.0 °C | 35.6 °F / 2.0 °C | 87% | 30.30 in / 1026 hPa | 6.2 miles / 10.0 kilometers | NE | 4.6 mph / 7.4 km/h / 2.1 m/s | - | N/A | | Mostly Cloudy |
| 6:50 AM | 39.2 °F / 4.0 °C | 37.4 °F / 3.0 °C | 93% | 30.30 in / 1026 hPa | 6.2 miles / 10.0 kilometers | Variable | 2.3 mph / 3.7 km/h / 1.0 m/s | - | N/A | | Mostly Cloudy |
| 7:20 AM | 37.4 °F / 3.0 °C | 37.4 °F / 3.0 °C | 100% | 30.30 in / 1026 hPa | 6.2 miles / 10.0 kilometers | Calm | Calm | - | N/A | | Mostly Cloudy |
| 7:50 AM | 37.4 °F / 3.0 °C | 35.6 °F / 2.0 °C | 93% | 30.33 in / 1027 hPa | 6.2 miles / 10.0 kilometers | Variable | 2.3 mph / 3.7 km/h / 1.0 m/s | - | N/A | | Mostly Cloudy |
| 8:20 AM | 39.2 °F / 4.0 °C | 35.6 °F / 2.0 °C | 87% | 30.33 in / 1027 hPa | 6.2 miles / 10.0 kilometers | NE | 3.5 mph / 5.6 km/h / 1.5 m/s | - | N/A | | Mostly Cloudy |
| 8:50 AM | 39.2 °F / 4.0 °C | 35.6 °F / 2.0 °C | 87% | 30.33 in / 1027 hPa | 6.2 miles / 10.0 kilometers | Variable | 3.5 mph / 5.6 km/h / 1.5 m/s | - | N/A | | Mostly Cloudy |
| 9:20 AM | 39.2 °F / 4.0 °C | 35.6 °F / 2.0 °C | 87% | 30.36 in / 1028 hPa | 6.2 miles / 10.0 kilometers | East | 4.6 mph / 7.4 km/h / 2.1 m/s | - | N/A | | Mostly Cloudy |
| 9:50 AM | 39.2 °F / | 35.6 °F / | 87% | 30.36 in / | 6.2 miles / | NNE | 4.6 mph / | - | N/A | | Mostly |

Weather Data (Winter – Low-rises)

| Time(GMT) | Temperature | Dew Point | Humidity | Sea Level Pressure | Visibility | Wind Direction | Wind Speed | Gust Speed | Precipitation | Events | Conditions |
|-----------|---------------------|---------------------|----------|------------------------|--------------------------------|----------------|------------------------------------|------------|---------------|--------|------------------|
| | 4.0 °C | 2.0 °C | | 1028 hPa | 10.0 kilometers | | 7.4 km/h / 2.1 m/s | | | | Cloudy |
| 10:20 AM | 39.2 °F / 4.0 °C | 35.6 °F / 2.0 °C | 87% | 30.39 in / 1029 hPa | 6.2 miles / 10.0 kilometers | ENE | 4.6 mph / 7.4 km/h / 2.1 m/s | - | N/A | | Mostly Cloudy |
| 10:50 AM | 39.2 °F / 4.0 °C | 35.6 °F / 2.0 °C | 87% | 30.39 in / 1029 hPa | 6.2 miles / 10.0 kilometers | NE | 2.3 mph / 3.7 km/h / 1.0 m/s | - | N/A | | Partly Cloudy |
| 11:20 AM | 39.2 °F / 4.0 °C | 37.4 °F / 3.0 °C | 93% | 30.39 in / 1029 hPa | 6.2 miles / 10.0 kilometers | WSW | 3.5 mph / 5.6 km/h / 1.5 m/s | - | N/A | | Partly Cloudy |
| 11:50 AM | 39.2 °F / 4.0 °C | 37.4 °F / 3.0 °C | 93% | 30.39 in / 1029 hPa | - | WSW | 3.5 mph / 5.6 km/h / 1.5 m/s | - | N/A | | Clear |
| 12:20 PM | 41.0 °F / 5.0 °C | 37.4 °F / 3.0 °C | 87% | 30.39 in / 1029 hPa | - | Variable | 2.3 mph / 3.7 km/h / 1.0 m/s | - | N/A | | Clear |
| 12:50 PM | 42.8 °F / 6.0 °C | 37.4 °F / 3.0 °C | 81% | 30.42 in / 1030 hPa | - | Calm | Calm | - | N/A | | Clear |
| 1:20 PM | 42.8 °F / 6.0 °C | 37.4 °F / 3.0 °C | 81% | 30.42 in / 1030 hPa | - | WSW | 2.3 mph / 3.7 km/h / 1.0 m/s | - | N/A | | Clear |
| 1:50 PM | 42.8 °F / 6.0 °C | 37.4 °F / 3.0 °C | 81% | 30.42 in / 1030 hPa | - | West | 2.3 mph / 3.7 km/h / 1.0 m/s | - | N/A | | Clear |
| 2:20 PM | 42.8 °F / 6.0 °C | 39.2 °F / 4.0 °C | 87% | 30.42 in / 1030 hPa | - | WSW | 2.3 mph / 3.7 km/h / 1.0 m/s | - | N/A | | Clear |

Weather Data (Winter – Low-rises)

| Time(GMT) | Temperature | Dew Point | Humidity | Sea Level Pressure | Visibility | Wind Direction | Wind Speed | Gust Speed | Precipitation | Events | Conditions |
|-----------|-----------------------|-----------------------|----------|------------------------|-------------------------------|----------------|------------------------------------|------------|---------------|--------|-------------|
| 2:50 PM | 41.0 °F / 5.0 °C | 37.4 °F / 3.0 °C | 87% | 30.42 in / 1030 hPa | - | Calm | Calm | - | N/A | | Clear |
| 3:20 PM | 41.0 °F / 5.0 °C | 35.6 °F / 2.0 °C | 81% | 30.45 in / 1031 hPa | - | West | 2.3 mph / 3.7 km/h / 1.0 m/s | - | N/A | | Clear |
| 3:50 PM | 39.2 °F / 4.0 °C | 35.6 °F / 2.0 °C | 87% | 30.45 in / 1031 hPa | - | West | 2.3 mph / 3.7 km/h / 1.0 m/s | - | N/A | | Clear |
| 4:20 PM | 37.4 °F / 3.0 °C | 35.6 °F / 2.0 °C | 93% | 30.45 in / 1031 hPa | - | SW | 2.3 mph / 3.7 km/h / 1.0 m/s | - | N/A | | Clear |
| 4:50 PM | 35.6 °F / 2.0 °C | 33.8 °F / 1.0 °C | 93% | 30.48 in / 1032 hPa | - | West | 2.3 mph / 3.7 km/h / 1.0 m/s | - | N/A | | Clear |
| 5:20 PM | 33.8 °F / 1.0 °C | 32.0 °F / 0.0 °C | 93% | 30.48 in / 1032 hPa | - | West | 2.3 mph / 3.7 km/h / 1.0 m/s | - | N/A | | Clear |
| 5:50 PM | 33.8 °F / 1.0 °C | 32.0 °F / 0.0 °C | 93% | 30.48 in / 1032 hPa | 2.2 miles / 3.5 kilometers | West | 2.3 mph / 3.7 km/h / 1.0 m/s | - | N/A | | Mist |
| 6:20 PM | 32.0 °F / 0.0 °C | 30.2 °F / - 1.0 °C | 93% | 30.51 in / 1033 hPa | 3.7 miles / 6.0 kilometers | WSW | 4.6 mph / 7.4 km/h / 2.1 m/s | - | N/A | Fog | Shallow Fog |
| 6:50 PM | 30.2 °F / - 1.0 °C | 30.2 °F / - 1.0 °C | 100% | 30.51 in / 1033 hPa | - | WSW | 3.5 mph / 5.6 km/h / 1.5 m/s | - | N/A | | Mist |
| 7:20 PM | 30.2 °F / - 1.0 °C | 30.2 °F / - 1.0 °C | 100% | 30.51 in / 1033 hPa | - | WSW | 2.3 mph / 3.7 km/h / 1.0 m/s | - | N/A | | Clear |

Weather Data (Winter – Low-rises)

| Time(GMT) | Temperature | Dew Point | Humidity | Sea Level Pressure | Visibility | Wind Direction | Wind Speed | Gust Speed | Precipitation | Events | Conditions |
|-----------|-------------------|-------------------|----------|---------------------|----------------------------|----------------|------------------------------|------------|---------------|--------|--------------------|
| 7:50 PM | 30.2 °F / -1.0 °C | 30.2 °F / -1.0 °C | 100% | 30.51 in / 1033 hPa | - | West | 2.3 mph / 3.7 km/h / 1.0 m/s | - | N/A | | Clear |
| 8:20 PM | 30.2 °F / -1.0 °C | 28.4 °F / -2.0 °C | 93% | 30.51 in / 1033 hPa | 3.1 miles / 5.0 kilometers | NW | 2.3 mph / 3.7 km/h / 1.0 m/s | - | N/A | Fog | Shallow Fog |
| 8:50 PM | 30.2 °F / -1.0 °C | 30.2 °F / -1.0 °C | 100% | 30.51 in / 1033 hPa | 3.1 miles / 5.0 kilometers | Calm | Calm | - | N/A | Fog | Shallow Fog |
| 9:20 PM | 30.2 °F / -1.0 °C | 28.4 °F / -2.0 °C | 93% | 30.54 in / 1034 hPa | 3.1 miles / 5.0 kilometers | Calm | Calm | - | N/A | Fog | Shallow Fog |
| 9:50 PM | 30.2 °F / -1.0 °C | 28.4 °F / -2.0 °C | 93% | 30.54 in / 1034 hPa | 2.8 miles / 4.5 kilometers | Calm | Calm | - | N/A | Fog | Shallow Fog |
| 10:20 PM | 30.2 °F / -1.0 °C | 28.4 °F / -2.0 °C | 93% | 30.54 in / 1034 hPa | 3.1 miles / 5.0 kilometers | Calm | Calm | - | N/A | Fog | Patches of Fog |
| 10:50 PM | 28.4 °F / -2.0 °C | 28.4 °F / -2.0 °C | 100% | 30.54 in / 1034 hPa | 1.9 miles / 3.0 kilometers | West | 2.3 mph / 3.7 km/h / 1.0 m/s | - | N/A | Fog | Patches of Fog |
| 11:20 PM | 26.6 °F / -3.0 °C | 26.6 °F / -3.0 °C | 100% | 30.57 in / 1035 hPa | 0.6 miles / 0.9 kilometers | Calm | Calm | - | N/A | Fog | Light Freezing Fog |
| 11:50 PM | 26.6 °F / -3.0 °C | 26.6 °F / -3.0 °C | 100% | 30.57 in / 1035 hPa | 0.3 miles / 0.4 kilometers | SW | 3.5 mph / 5.6 km/h / 1.5 m/s | - | N/A | Fog | Fog |

Daily Summary for December 19, 2006

[Next Day »](#)

| | Actual | Average | Record |
|------------------|--------------|---------|--------|
| Temperature | | | |
| Mean Temperature | 34 °F / 1 °C | - | |
| Max Temperature | 41 °F / 5 °C | - | - () |

Astronomy History:

| December 19, 2006 | Rise: | Set: |
|-------------------|-------------|-------------|
| Actual Time | 8:45 AM GMT | 3:44 PM GMT |

Weather Data (Winter – Low-rises)

| | | | |
|---------------------|-----------------------------------|---|-------|
| Min Temperature | 28 °F / -2 °C | - | - () |
| Degree Days | | | |
| Heating Degree Days | 32 | | |
| Moisture | | | |
| Dew Point | 30 °F / -2 °C | | |
| Average Humidity | 97 | | |
| Maximum Humidity | 100 | | |
| Minimum Humidity | 93 | | |
| Precipitation | | | |
| Precipitation | 0.00 in / 0.0 cm | - | - () |
| Sea Level Pressure | | | |
| Sea Level Pressure | 30.56 in / 1035 hPa | | |
| Wind | | | |
| Wind Speed | 1 mph / 2 km/h () | | |
| Max Wind Speed | 5 mph / 7 km/h | | |
| Max Gust Speed | - | | |
| Visibility | 2.2 miles / 3.6 kilometers | | |
| Events | Fog | | |

T = Trace of Precipitation, **MM** = Missing Value **Source:** Averaged Metar Reports

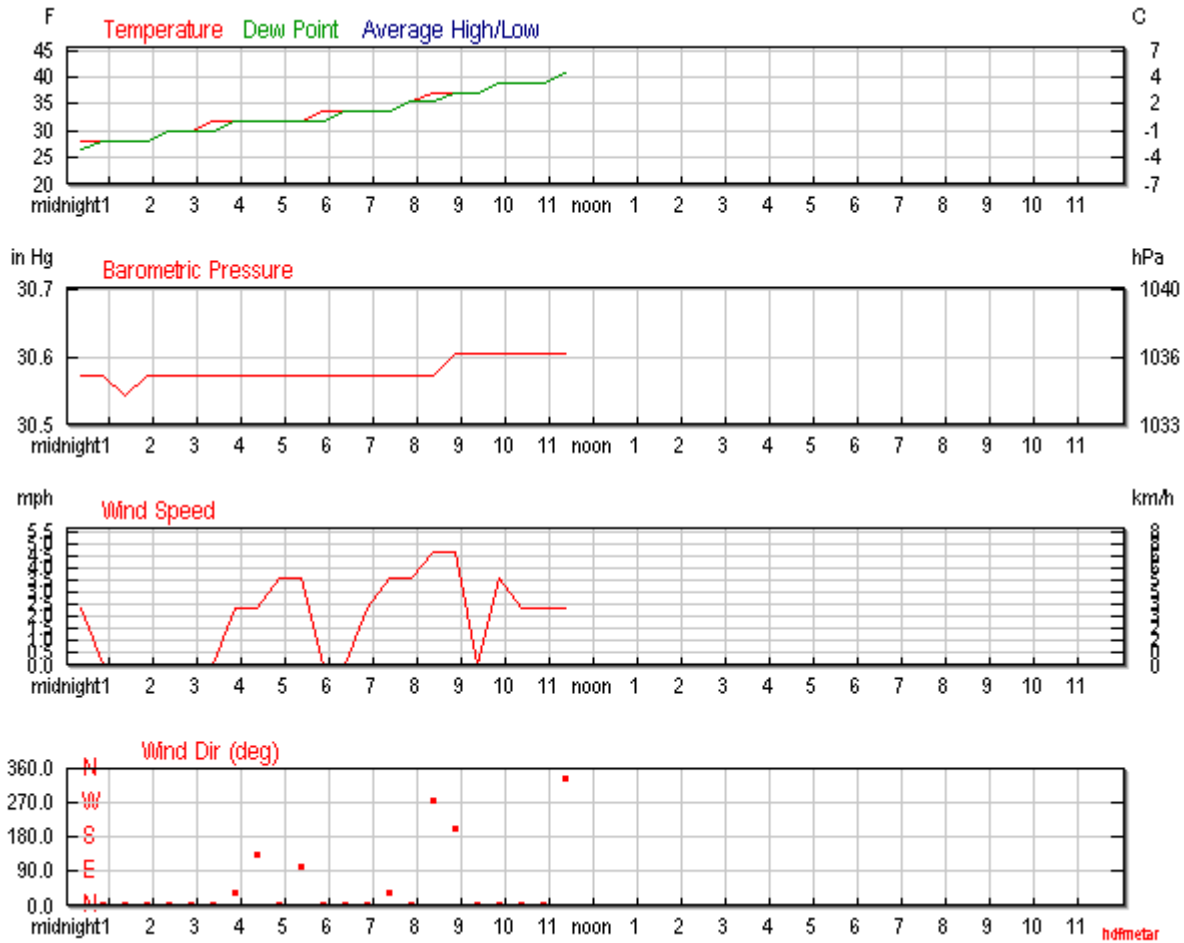
| | | |
|--------------------------|----------------|----------------|
| Civil Twilight | 7:58 AM GMT | 4:31 PM GMT |
| Nautical Twilight | 7:09 AM GMT | 5:20 PM GMT |
| Astronomical Twilight | 6:23 AM GMT | 6:05 PM GMT |
| Moon | 8:25 AM GMT | 1:55 PM GMT |
| Length Of Visible Light: | 8h 33m | |
| Length of Day | 6h 59m | |

Waning Crescent, 1% Moon Illumination

12 / 19 12 / 20 12 / 27 1 / 3 1 / 11
 New First Full Last
 Quarter

For more information about the solar system, » [View the Full Star Chart!](#)

Weather Data (Winter – Low-rises)



| Hourly Observations | | | | | | | | | | | |
|---------------------|-------------|-----------|----------|--------------------|------------|----------------|------------|------------|---------------|--------|------------|
| Time(GMT) | Temperature | Dew Point | Humidity | Sea Level Pressure | Visibility | Wind Direction | Wind Speed | Gust Speed | Precipitation | Events | Conditions |
| midnight | 28 | 25 | | 30.58 | | 0 | 0 | | | | |
| 1 | 28 | 25 | | 30.58 | | 0 | 0 | | | | |
| 2 | 29 | 26 | | 30.58 | | 0 | 0 | | | | |
| 3 | 30 | 27 | | 30.58 | | 0 | 0 | | | | |
| 4 | 31 | 28 | | 30.58 | | 15 | 15 | | | | |
| 5 | 32 | 29 | | 30.58 | | 15 | 15 | | | | |
| 6 | 33 | 30 | | 30.58 | | 0 | 0 | | | | |
| 7 | 34 | 31 | | 30.58 | | 15 | 15 | | | | |
| 8 | 35 | 32 | | 30.58 | | 15 | 15 | | | | |
| 9 | 36 | 33 | | 30.60 | | 20 | 20 | | | | |
| 10 | 37 | 34 | | 30.60 | | 15 | 15 | | | | |
| 11 | 38 | 35 | | 30.60 | | 15 | 15 | | | | |
| noon | 39 | 36 | | 30.60 | | 15 | 15 | | | | |

Weather Data (Winter – Low-rises)

| Time(GMT) | Temperature | Dew Point | Humidity | Sea Level Pressure | Visibility | Wind Direction | Wind Speed | Gust Speed | Precipitation | Events | Conditions |
|-----------|-------------------|-------------------|----------|---------------------|----------------------------|----------------|------------------------------|------------|---------------|--------|--------------------|
| 12:20 AM | 28.4 °F / -2.0 °C | 26.6 °F / -3.0 °C | 93% | 30.57 in / 1035 hPa | 0.2 miles / 0.3 kilometers | SW | 2.3 mph / 3.7 km/h / 1.0 m/s | - | N/A | Fog | Light Freezing Fog |
| 12:50 AM | 28.4 °F / -2.0 °C | 28.4 °F / -2.0 °C | 100% | 30.57 in / 1035 hPa | 0.2 miles / 0.2 kilometers | Calm | Calm | - | N/A | Fog | Light Freezing Fog |
| 1:20 AM | 28.4 °F / -2.0 °C | 28.4 °F / -2.0 °C | 100% | 30.54 in / 1034 hPa | 0.2 miles / 0.3 kilometers | Calm | Calm | - | N/A | Fog | Light Freezing Fog |
| 1:50 AM | 28.4 °F / -2.0 °C | 28.4 °F / -2.0 °C | 100% | 30.57 in / 1035 hPa | 0.6 miles / 0.9 kilometers | Calm | Calm | - | N/A | Fog | Light Freezing Fog |
| 2:20 AM | 30.2 °F / -1.0 °C | 30.2 °F / -1.0 °C | 100% | 30.57 in / 1035 hPa | 1.9 miles / 3.0 kilometers | Calm | Calm | - | N/A | | Overcast |
| 2:50 AM | 30.2 °F / -1.0 °C | 30.2 °F / -1.0 °C | 100% | 30.57 in / 1035 hPa | 2.5 miles / 4.0 kilometers | Calm | Calm | - | N/A | | Overcast |
| 3:20 AM | 32.0 °F / 0.0 °C | 30.2 °F / -1.0 °C | 93% | 30.57 in / 1035 hPa | - | Calm | Calm | - | N/A | | Overcast |
| 3:50 AM | 32.0 °F / 0.0 °C | 32.0 °F / 0.0 °C | 100% | 30.57 in / 1035 hPa | 3.1 miles / 5.0 kilometers | NNE | 2.3 mph / 3.7 km/h / 1.0 m/s | - | N/A | | Overcast |
| 4:20 AM | 32.0 °F / 0.0 °C | 32.0 °F / 0.0 °C | 100% | 30.57 in / 1035 hPa | - | SE | 2.3 mph / 3.7 km/h / 1.0 m/s | - | N/A | | Overcast |
| 4:50 AM | 32.0 °F / 0.0 °C | 32.0 °F / 0.0 °C | 100% | 30.57 in / 1035 hPa | 3.1 miles / 5.0 kilometers | Variable | 3.5 mph / 5.6 km/h / 1.5 m/s | - | N/A | | Overcast |
| 5:20 AM | 32.0 °F / 0.0 °C | 32.0 °F / 0.0 °C | 100% | 30.57 in / 1035 hPa | 3.1 miles / 5.0 kilometers | East | 3.5 mph / 5.6 km/h / 1.5 m/s | - | N/A | | Overcast |
| 5:50 AM | 33.8 °F / | 32.0 °F / | 93% | 30.57 in / | - | Calm | Calm | - | N/A | | Overcast |

Weather Data (Winter – Low-rises)

| Time(GMT) | Temperature | Dew Point | Humidity | Sea Level Pressure | Visibility | Wind Direction | Wind Speed | Gust Speed | Precipitation Events | Conditions |
|-----------|---------------------|---------------------|----------|------------------------|-------------------------------|----------------|------------------------------------|------------|----------------------|---------------------|
| | 1.0 °C | 0.0 °C | | 1035 hPa | | | | | | |
| 6:20 AM | 33.8 °F / 1.0 °C | 33.8 °F / 1.0 °C | 100% | 30.57 in / 1035 hPa | - | Calm | Calm | - | N/A | Overcast |
| 6:50 AM | 33.8 °F / 1.0 °C | 33.8 °F / 1.0 °C | 100% | 30.57 in / 1035 hPa | 2.8 miles / 4.5 kilometers | Variable | 2.3 mph / 3.7 km/h / 1.0 m/s | - | N/A | Mostly Cloudy |
| 7:20 AM | 33.8 °F / 1.0 °C | 33.8 °F / 1.0 °C | 100% | 30.57 in / 1035 hPa | - | NNE | 3.5 mph / 5.6 km/h / 1.5 m/s | - | N/A | Mostly Cloudy |
| 7:50 AM | 35.6 °F / 2.0 °C | 35.6 °F / 2.0 °C | 100% | 30.57 in / 1035 hPa | 3.7 miles / 6.0 kilometers | Variable | 3.5 mph / 5.6 km/h / 1.5 m/s | - | N/A | Mostly Cloudy |
| 8:20 AM | 37.4 °F / 3.0 °C | 35.6 °F / 2.0 °C | 93% | 30.57 in / 1035 hPa | - | West | 4.6 mph / 7.4 km/h / 2.1 m/s | - | N/A | Scattered Clouds |
| 8:50 AM | 37.4 °F / 3.0 °C | 37.4 °F / 3.0 °C | 100% | 30.60 in / 1036 hPa | 2.8 miles / 4.5 kilometers | SSW | 4.6 mph / 7.4 km/h / 2.1 m/s | - | N/A | Scattered Clouds |
| 9:20 AM | 37.4 °F / 3.0 °C | 37.4 °F / 3.0 °C | 100% | 30.60 in / 1036 hPa | - | Calm | Calm | - | N/A | Scattered Clouds |
| 9:50 AM | 39.2 °F / 4.0 °C | 39.2 °F / 4.0 °C | 100% | 30.60 in / 1036 hPa | - | Variable | 3.5 mph / 5.6 km/h / 1.5 m/s | - | N/A | Scattered Clouds |
| 10:20 AM | 39.2 °F / 4.0 °C | 39.2 °F / 4.0 °C | 100% | 30.60 in / 1036 hPa | 2.8 miles / 4.5 kilometers | Variable | 2.3 mph / 3.7 km/h / 1.0 m/s | - | N/A | Mostly Cloudy |
| 10:50 AM | 39.2 °F / 4.0 °C | 39.2 °F / 4.0 °C | 100% | 30.60 in / 1036 hPa | 2.8 miles / 4.5 kilometers | Variable | 2.3 mph / 3.7 km/h / | - | N/A | Mostly Cloudy |

Weather Data (Winter – Low-rises)

| Time(GMT) | Temperature | Dew Point | Humidity | Sea Level Pressure | Visibility | Wind Direction | Wind Speed | Gust Speed | Precipitation Events | Conditions |
|-----------|---------------------|---------------------|----------|------------------------|-------------------------------|----------------|------------------------------------|------------|----------------------|---------------------|
| | | | | | | | 1.0 m/s | | | |
| 11:20 AM | 41.0 °F / 5.0 °C | 41.0 °F / 5.0 °C | 100% | 30.60 in / 1036 hPa | 3.7 miles / 6.0 kilometers | NNW | 2.3 mph / 3.7 km/h / 1.0 m/s | - | N/A | Scattered Clouds |