

Weather Data (Spring – High-rises and Medium-rises)

Daily Summary for March 1, 2006 Next Day »			
	Actual	Average	Record
Temperature			
Mean Temperature	32 °F / 0 °C	-	
Max Temperature	42 °F / 6 °C	-	- ()
Min Temperature	23 °F / -5 °C	-	- ()
Degree Days			
Heating Degree Days	32		
Moisture			
Dew Point	21 °F / -5 °C		
Average Humidity	62		
Maximum Humidity	86		
Minimum Humidity	42		
Precipitation			
Precipitation	0.00 in / 0.0 cm	-	- ()
Sea Level Pressure			
Sea Level Pressure	29.76 in / 1008 hPa		
Wind			
Wind Speed	6 mph / 10 km/h ()		
Max Wind Speed	13 mph / 20 km/h		
Max Gust Speed	-		
Visibility	6.2 miles / 10.0 kilometers		
Events			

T = Trace of Precipitation, MM = Missing Value Source: Averaged Metar Reports

Astronomy History:

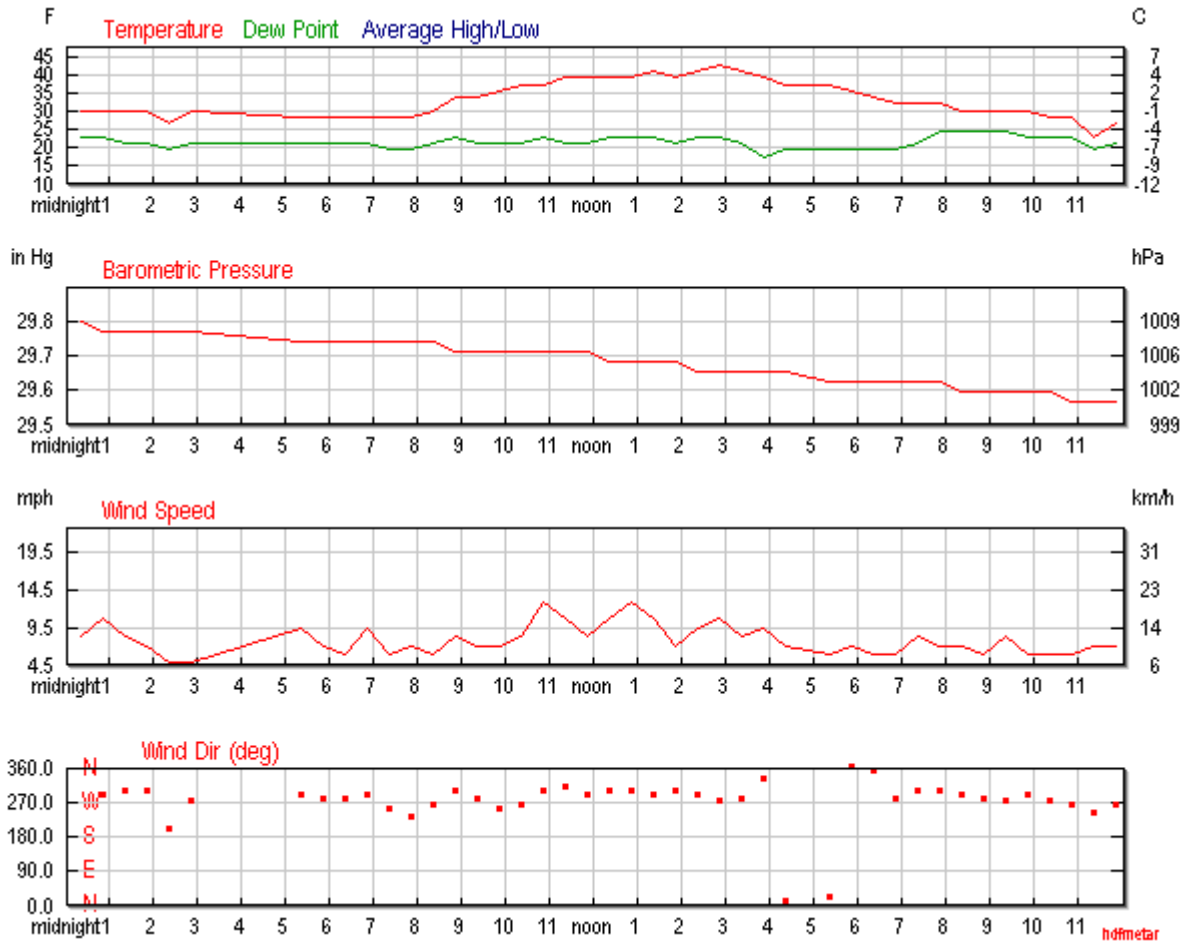
March 1, 2006	Rise:	Set:
Actual Time	7:09 AM GMT	5:51 PM GMT
Civil Twilight	6:32 AM GMT	6:29 PM GMT
Nautical Twilight	5:49 AM GMT	7:11 PM GMT
Astronomical Twilight	5:06 AM GMT	7:55 PM GMT
Moon	7:45 AM GMT (3/1)	8:21 PM GMT (3/1)
Length Of Visible Light:	11h 56m	
Length of Day	10h 42m	

Waxing Crescent, 3% Moon Illumination



For more information about the solar system,
» [View the Full Star Chart!](#)

Weather Data (Spring – High-rises and Medium-rises)



Hourly Observations										
Time(GMT)	Temperature	Dew Point	Humidity	Sea Level Pressure	Visibility	Wind Direction	Wind Speed	Gust Speed	Precipitation Events	Conditions
midnight	30	22		29.8		270	10			
1	30	21		29.78		270	5			
2	28	21		29.75		270	4			
3	30	21		29.75		270	4			
4	29	21		29.75		270	6			
5	29	21		29.75		270	9			
6	29	21		29.75		270	6			
7	29	21		29.75		270	9			
8	29	21		29.75		270	6			
9	32	22		29.7		270	6			
10	35	22		29.7		270	6			
11	38	22		29.7		270	13			
noon	39	22		29.7		270	9			
1	40	22		29.68		270	13			
2	40	22		29.68		270	7			
3	42	22		29.65		270	10			
4	38	18		29.65		270	7			
5	37	19		29.62		270	6			
6	35	19		29.62		270	6			
7	32	20		29.62		270	7			
8	30	21		29.6		270	6			
9	29	21		29.6		270	7			
10	28	21		29.58		270	5			
11	25	20		29.55		270	6			

Weather Data (Spring – High-rises and Medium-rises)

Time(GMT)	Temperature	Dew Point	Humidity	Sea Level Pressure	Visibility	Wind Direction	Wind Speed	Gust Speed	Precipitation	Events	Conditions
12:20 AM	30.2 °F / - 1.0 °C	23.0 °F / - 5.0 °C	75%	29.80 in / 1009 hPa	-	WNW	8.1 mph / 13.0 km/h	-	N/A		Clear
12:50 AM	30.2 °F / - 1.0 °C	23.0 °F / - 5.0 °C	75%	29.77 in / 1008 hPa	-	WNW	10.4 mph / 16.7 km/h	-	N/A		Clear
1:20 AM	30.2 °F / - 1.0 °C	21.2 °F / - 6.0 °C	69%	29.77 in / 1008 hPa	-	WNW	8.1 mph / 13.0 km/h	-	N/A		Clear
1:50 AM	30.2 °F / - 1.0 °C	21.2 °F / - 6.0 °C	69%	29.77 in / 1008 hPa	-	WNW	6.9 mph / 11.1 km/h	-	N/A		Clear
2:20 AM	26.6 °F / - 3.0 °C	19.4 °F / - 7.0 °C	74%	29.77 in / 1008 hPa	-	SSW	4.6 mph / 7.4 km/h	-	N/A		Clear
2:50 AM	30.2 °F / - 1.0 °C	21.2 °F / - 6.0 °C	69%	29.77 in / 1008 hPa	-	West	4.6 mph / 7.4 km/h	-	N/A		Clear
5:20 AM	28.4 °F / - 2.0 °C	21.2 °F / - 6.0 °C	74%	29.74 in / 1007 hPa	-	WNW	9.2 mph / 14.8 km/h	-	N/A		Clear
5:50 AM	28.4 °F / - 2.0 °C	21.2 °F / - 6.0 °C	74%	29.74 in / 1007 hPa	-	West	6.9 mph / 11.1 km/h	-	N/A		Clear
6:20 AM	28.4 °F / - 2.0 °C	21.2 °F / - 6.0 °C	74%	29.74 in / 1007 hPa	-	West	5.8 mph / 9.3 km/h	-	N/A		Clear
6:50 AM	28.4 °F / - 2.0 °C	21.2 °F / - 6.0 °C	74%	29.74 in / 1007 hPa	-	WNW	9.2 mph / 14.8 km/h	-	N/A		Clear
7:20 AM	28.4 °F / - 2.0 °C	19.4 °F / - 7.0 °C	69%	29.74 in / 1007 hPa	-	WSW	5.8 mph / 9.3 km/h	-	N/A		Clear
7:50 AM	28.4 °F / - 2.0 °C	19.4 °F / - 7.0 °C	69%	29.74 in / 1007 hPa	-	SW	6.9 mph / 11.1 km/h	-	N/A		Clear
8:20 AM	30.2 °F / - 1.0 °C	21.2 °F / - 6.0 °C	69%	29.74 in / 1007 hPa	-	West	5.8 mph / 9.3 km/h	-	N/A		Clear

Weather Data (Spring – High-rises and Medium-rises)

Time(GMT)	Temperature	Dew Point	Humidity	Sea Level Pressure	Visibility	Wind Direction	Wind Speed	Gust Speed	Precipitation Events	Conditions
8:50 AM	33.8 °F / 1.0 °C	23.0 °F / -5.0 °C	65%	29.71 in / 1006 hPa	-	WNW	8.1 mph / 13.0 km/h	-	N/A	Clear
9:20 AM	33.8 °F / 1.0 °C	21.2 °F / -6.0 °C	60%	29.71 in / 1006 hPa	-	West	6.9 mph / 11.1 km/h	-	N/A	Clear
9:50 AM	35.6 °F / 2.0 °C	21.2 °F / -6.0 °C	56%	29.71 in / 1006 hPa	6.2 miles / 10.0 kilometers	WSW	6.9 mph / 11.1 km/h	-	N/A	Partly Cloudy
10:20 AM	37.4 °F / 3.0 °C	21.2 °F / -6.0 °C	52%	29.71 in / 1006 hPa	6.2 miles / 10.0 kilometers	West	8.1 mph / 13.0 km/h	-	N/A	Partly Cloudy
10:50 AM	37.4 °F / 3.0 °C	23.0 °F / -5.0 °C	56%	29.71 in / 1006 hPa	-	WNW	12.7 mph / 20.4 km/h	-	N/A	Clear
11:20 AM	39.2 °F / 4.0 °C	21.2 °F / -6.0 °C	49%	29.71 in / 1006 hPa	6.2 miles / 10.0 kilometers	NW	10.4 mph / 16.7 km/h	-	N/A	Partly Cloudy
11:50 AM	39.2 °F / 4.0 °C	21.2 °F / -6.0 °C	49%	29.71 in / 1006 hPa	6.2 miles / 10.0 kilometers	WNW	8.1 mph / 13.0 km/h	-	N/A	Scattered Clouds
12:20 PM	39.2 °F / 4.0 °C	23.0 °F / -5.0 °C	52%	29.68 in / 1005 hPa	6.2 miles / 10.0 kilometers	WNW	10.4 mph / 16.7 km/h	-	N/A	Scattered Clouds
12:50 PM	39.2 °F / 4.0 °C	23.0 °F / -5.0 °C	52%	29.68 in / 1005 hPa	6.2 miles / 10.0 kilometers	WNW	12.7 mph / 20.4 km/h	-	N/A	Scattered Clouds
1:20 PM	41.0 °F / 5.0 °C	23.0 °F / -5.0 °C	49%	29.68 in / 1005 hPa	6.2 miles / 10.0 kilometers	WNW	10.4 mph / 16.7 km/h	-	N/A	Partly Cloudy
1:50 PM	39.2 °F / 4.0 °C	21.2 °F / -6.0 °C	49%	29.68 in / 1005 hPa	6.2 miles / 10.0 kilometers	WNW	6.9 mph / 11.1 km/h	-	N/A	Partly Cloudy
2:20 PM	41.0 °F / 5.0 °C	23.0 °F / -5.0 °C	49%	29.65 in / 1004 hPa	6.2 miles / 10.0 kilometers	WNW	9.2 mph / 14.8 km/h	-	N/A	Partly Cloudy
2:50 PM	42.8 °F / 6.0 °C	23.0 °F / -5.0 °C	46%	29.65 in / 1004 hPa	6.2 miles / 10.0 kilometers	West	10.4 mph / 16.7 km/h	-	N/A	Partly Cloudy

Weather Data (Spring – High-rises and Medium-rises)

Time(GMT)	Temperature	Dew Point	Humidity	Sea Level Pressure	Visibility	Wind Direction	Wind Speed	Gust Speed	Precipitation Events	Conditions
3:20 PM	41.0 °F / 5.0 °C	21.2 °F / -6.0 °C	45%	29.65 in / 1004 hPa	6.2 miles / 10.0 kilometers	West	8.1 mph / 13.0 km/h	-	N/A	Partly Cloudy
3:50 PM	39.2 °F / 4.0 °C	17.6 °F / -8.0 °C	42%	29.65 in / 1004 hPa	6.2 miles / 10.0 kilometers	NNW	9.2 mph / 14.8 km/h	-	N/A	Scattered Clouds
4:20 PM	37.4 °F / 3.0 °C	19.4 °F / -7.0 °C	48%	29.65 in / 1004 hPa	6.2 miles / 10.0 kilometers	North	6.9 mph / 11.1 km/h	-	N/A	Scattered Clouds
5:20 PM	37.4 °F / 3.0 °C	19.4 °F / -7.0 °C	48%	29.62 in / 1003 hPa	6.2 miles / 10.0 kilometers	NNE	5.8 mph / 9.3 km/h	-	N/A	Partly Cloudy
5:50 PM	35.6 °F / 2.0 °C	19.4 °F / -7.0 °C	52%	29.62 in / 1003 hPa	6.2 miles / 10.0 kilometers	North	6.9 mph / 11.1 km/h	-	N/A	Partly Cloudy
6:20 PM	33.8 °F / 1.0 °C	19.4 °F / -7.0 °C	56%	29.62 in / 1003 hPa	-	North	5.8 mph / 9.3 km/h	-	N/A	Clear
6:50 PM	32.0 °F / 0.0 °C	19.4 °F / -7.0 °C	60%	29.62 in / 1003 hPa	-	West	5.8 mph / 9.3 km/h	-	N/A	Clear
7:20 PM	32.0 °F / 0.0 °C	21.2 °F / -6.0 °C	64%	29.62 in / 1003 hPa	-	WNW	8.1 mph / 13.0 km/h	-	N/A	Clear
7:50 PM	32.0 °F / 0.0 °C	24.8 °F / -4.0 °C	75%	29.62 in / 1003 hPa	-	WNW	6.9 mph / 11.1 km/h	-	N/A	Clear
8:20 PM	30.2 °F / -1.0 °C	24.8 °F / -4.0 °C	80%	29.59 in / 1002 hPa	-	WNW	6.9 mph / 11.1 km/h	-	N/A	Clear
8:50 PM	30.2 °F / -1.0 °C	24.8 °F / -4.0 °C	80%	29.59 in / 1002 hPa	-	West	5.8 mph / 9.3 km/h	-	N/A	Clear
9:20 PM	30.2 °F / -1.0 °C	24.8 °F / -4.0 °C	80%	29.59 in / 1002 hPa	-	West	8.1 mph / 13.0 km/h	-	N/A	Clear
9:50 PM	30.2 °F / -1.0 °C	23.0 °F / -5.0 °C	75%	29.59 in / 1002 hPa	-	WNW	5.8 mph / 9.3 km/h	-	N/A	Clear

Weather Data (Spring – High-rises and Medium-rises)

Time(GMT)	Temperature	Dew Point	Humidity	Sea Level Pressure	Visibility	Wind Direction	Wind Speed	Gust Speed	Precipitation	Events	Conditions
10:20 PM	28.4 °F / - 2.0 °C	23.0 °F / - 5.0 °C	80%	29.59 in / 1002 hPa	-	West	5.8 mph / 9.3 km/h	-	N/A		Clear
10:50 PM	28.4 °F / - 2.0 °C	23.0 °F / - 5.0 °C	80%	29.56 in / 1001 hPa	-	West	5.8 mph / 9.3 km/h	-	N/A		Clear
11:20 PM	23.0 °F / - 5.0 °C	19.4 °F / - 7.0 °C	86%	29.56 in / 1001 hPa	-	WSW	6.9 mph / 11.1 km/h	-	N/A		Clear
11:50 PM	26.6 °F / - 3.0 °C	21.2 °F / - 6.0 °C	80%	29.56 in / 1001 hPa	-	West	6.9 mph / 11.1 km/h	-	N/A		Clear

Daily Summary for March 2, 2006

[Next Day »](#)

	Actual	Average	Record
Temperature			
Mean Temperature	31 °F / -0 °C	-	
Max Temperature	41 °F / 5 °C	-	- ()
Min Temperature	21 °F / -6 °C	-	- ()
Degree Days			
Heating Degree Days	34		
Moisture			
Dew Point	20 °F / -6 °C		
Average Humidity	66		
Maximum Humidity	93		
Minimum Humidity	26		
Precipitation			
Precipitation	0.00 in / 0.0 cm	-	- ()
Sea Level Pressure			
Sea Level Pressure	29.56 in / 1001 hPa		
Wind			

Astronomy History:

March 2, 2006	Rise:	Set:
Actual Time	7:06 AM GMT	5:53 PM GMT
Civil Twilight	6:29 AM GMT	6:31 PM GMT
Nautical Twilight	5:47 AM GMT	7:13 PM GMT
Astronomical Twilight	5:03 AM GMT	7:57 PM GMT
Moon	7:51 AM GMT (3/2)	9:58 PM GMT (3/2)
Length Of Visible Light:	12h 01m	
Length of Day	10h 46m	

Waxing Crescent, 9% Moon Illumination



Weather Data (Spring – High-rises and Medium-rises)

Wind Speed	3 mph / 5 km/h ()
Max Wind Speed	8 mph / 13 km/h
Max Gust Speed	-
Visibility	6.2 miles / 10.0 kilometers
Events	

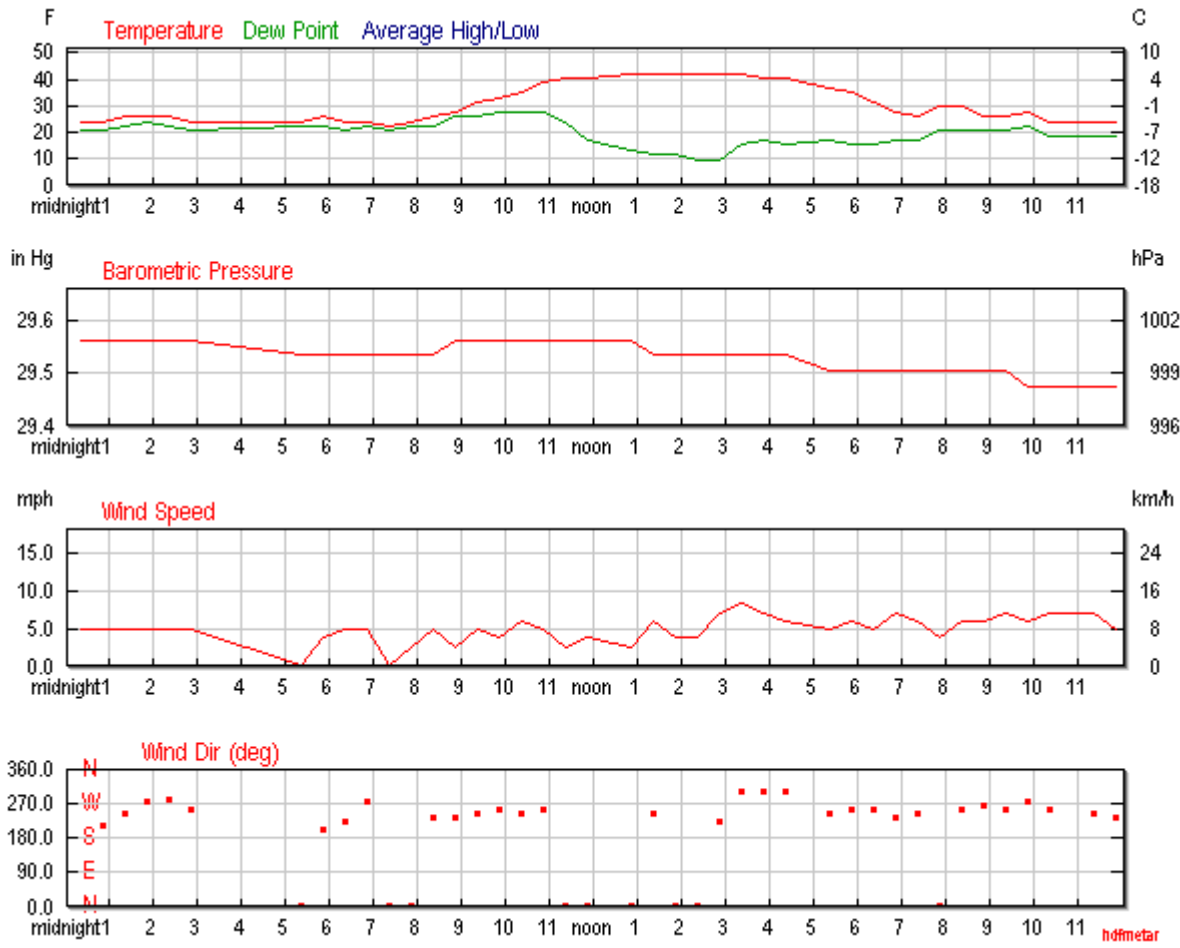
T = Trace of Precipitation, **MM** = Missing Value

Source: Averaged Metar Reports



For more information about the solar system,
» [View the Full Star Chart!](#)

Weather Data (Spring – High-rises and Medium-rises)



Hourly Observations											
Time(GMT)	Temperature	Dew Point	Humidity	Sea Level Pressure	Visibility	Wind Direction	Wind Speed	Gust Speed	Precipitation	Events	Conditions

Weather Data (Spring – High-rises and Medium-rises)

Time(GMT)	Temperature	Dew Point	Humidity	Sea Level Pressure	Visibility	Wind Direction	Wind Speed	Gust Speed	Precipitation	Events	Conditions
12:20 AM	23.0 °F / - 5.0 °C	19.4 °F / - 7.0 °C	86%	29.56 in / 1001 hPa	-	WSW	4.6 mph / 7.4 km/h	-	N/A		Clear
12:50 AM	23.0 °F / - 5.0 °C	19.4 °F / - 7.0 °C	86%	29.56 in / 1001 hPa	-	SSW	4.6 mph / 7.4 km/h	-	N/A		Clear
1:20 AM	24.8 °F / - 4.0 °C	21.2 °F / - 6.0 °C	86%	29.56 in / 1001 hPa	-	WSW	4.6 mph / 7.4 km/h	-	N/A		Clear
1:50 AM	24.8 °F / - 4.0 °C	23.0 °F / - 5.0 °C	93%	29.56 in / 1001 hPa	-	West	4.6 mph / 7.4 km/h	-	N/A		Clear
2:20 AM	24.8 °F / - 4.0 °C	21.2 °F / - 6.0 °C	86%	29.56 in / 1001 hPa	-	West	4.6 mph / 7.4 km/h	-	N/A		Clear
2:50 AM	23.0 °F / - 5.0 °C	19.4 °F / - 7.0 °C	86%	29.56 in / 1001 hPa	-	WSW	4.6 mph / 7.4 km/h	-	N/A		Clear
5:20 AM	23.0 °F / - 5.0 °C	21.2 °F / - 6.0 °C	93%	29.53 in / 1000 hPa	-	Calm	Calm	-	N/A		Clear
5:50 AM	24.8 °F / - 4.0 °C	21.2 °F / - 6.0 °C	86%	29.53 in / 1000 hPa	-	SSW	3.5 mph / 5.6 km/h	-	N/A		Clear
6:20 AM	23.0 °F / - 5.0 °C	19.4 °F / - 7.0 °C	86%	29.53 in / 1000 hPa	-	SW	4.6 mph / 7.4 km/h	-	N/A		Clear
6:50 AM	23.0 °F / - 5.0 °C	21.2 °F / - 6.0 °C	93%	29.53 in / 1000 hPa	-	West	4.6 mph / 7.4 km/h	-	N/A		Clear
7:20 AM	21.2 °F / - 6.0 °C	19.4 °F / - 7.0 °C	93%	29.53 in / 1000 hPa	-	Calm	Calm	-	N/A		Clear
7:50 AM	23.0 °F / - 5.0 °C	21.2 °F / - 6.0 °C	93%	29.53 in / 1000 hPa	-	Variable	2.3 mph / 3.7 km/h	-	N/A		Clear
8:20 AM	24.8 °F / - 4.0 °C	21.2 °F / - 6.0 °C	86%	29.53 in / 1000 hPa	-	SW	4.6 mph / 7.4 km/h	-	N/A		Clear

Weather Data (Spring – High-rises and Medium-rises)

Time(GMT)	Temperature	Dew Point	Humidity	Sea Level Pressure	Visibility	Wind Direction	Wind Speed	Gust Speed	Precipitation	Events	Conditions
8:50 AM	26.6 °F / - 3.0 °C	24.8 °F / - 4.0 °C	93%	29.56 in / 1001 hPa	-	SW	2.3 mph / 3.7 km/h	-	N/A		Clear
9:20 AM	30.2 °F / - 1.0 °C	24.8 °F / - 4.0 °C	80%	29.56 in / 1001 hPa	6.2 miles / 10.0 kilometers	WSW	4.6 mph / 7.4 km/h	-	N/A		Partly Cloudy
9:50 AM	32.0 °F / 0.0 °C	26.6 °F / - 3.0 °C	80%	29.56 in / 1001 hPa	-	WSW	3.5 mph / 5.6 km/h	-	N/A		Clear
10:20 AM	33.8 °F / 1.0 °C	26.6 °F / - 3.0 °C	75%	29.56 in / 1001 hPa	-	WSW	5.8 mph / 9.3 km/h	-	N/A		Clear
10:50 AM	37.4 °F / 3.0 °C	26.6 °F / - 3.0 °C	65%	29.56 in / 1001 hPa	-	WSW	4.6 mph / 7.4 km/h	-	N/A		Clear
11:20 AM	39.2 °F / 4.0 °C	23.0 °F / - 5.0 °C	52%	29.56 in / 1001 hPa	6.2 miles / 10.0 kilometers	Variable	2.3 mph / 3.7 km/h	-	N/A		Partly Cloudy
11:50 AM	39.2 °F / 4.0 °C	15.8 °F / - 9.0 °C	39%	29.56 in / 1001 hPa	6.2 miles / 10.0 kilometers	Variable	3.5 mph / 5.6 km/h	-	N/A		Partly Cloudy
12:50 PM	41.0 °F / 5.0 °C	12.2 °F / - 11.0 °C	31%	29.56 in / 1001 hPa	-	Variable	2.3 mph / 3.7 km/h	-	N/A		Clear
1:20 PM	41.0 °F / 5.0 °C	10.4 °F / - 12.0 °C	29%	29.53 in / 1000 hPa	-	WSW	5.8 mph / 9.3 km/h	-	N/A		Clear
1:50 PM	41.0 °F / 5.0 °C	10.4 °F / - 12.0 °C	29%	29.53 in / 1000 hPa	-	Variable	3.5 mph / 5.6 km/h	-	N/A		Clear
2:20 PM	41.0 °F / 5.0 °C	8.6 °F / - 13.0 °C	26%	29.53 in / 1000 hPa	-	Variable	3.5 mph / 5.6 km/h	-	N/A		Clear
2:50 PM	41.0 °F / 5.0 °C	8.6 °F / - 13.0 °C	26%	29.53 in / 1000 hPa	-	SW	6.9 mph / 11.1 km/h	-	N/A		Clear
3:20 PM	41.0 °F / 5.0 °C	14.0 °F / - 10.0 °C	33%	29.53 in / 1000 hPa	-	WNW	8.1 mph / 13.0 km/h	-	N/A		Clear

Weather Data (Spring – High-rises and Medium-rises)

Time(GMT)	Temperature	Dew Point	Humidity	Sea Level Pressure	Visibility	Wind Direction	Wind Speed	Gust Speed	Precipitation	Events	Conditions
3:50 PM	39.2 °F / 4.0 °C	15.8 °F / - 9.0 °C	39%	29.53 in / 1000 hPa	-	WNW	6.9 mph / 11.1 km/h	-	N/A		Clear
4:20 PM	39.2 °F / 4.0 °C	14.0 °F / - 10.0 °C	36%	29.53 in / 1000 hPa	-	WNW	5.8 mph / 9.3 km/h	-	N/A		Clear
5:20 PM	35.6 °F / 2.0 °C	15.8 °F / - 9.0 °C	44%	29.50 in / 999 hPa	-	WSW	4.6 mph / 7.4 km/h	-	N/A		Clear
5:50 PM	33.8 °F / 1.0 °C	14.0 °F / - 10.0 °C	44%	29.50 in / 999 hPa	-	WSW	5.8 mph / 9.3 km/h	-	N/A		Clear
6:20 PM	30.2 °F / - 1.0 °C	14.0 °F / - 10.0 °C	51%	29.50 in / 999 hPa	-	WSW	4.6 mph / 7.4 km/h	-	N/A		Clear
6:50 PM	26.6 °F / - 3.0 °C	15.8 °F / - 9.0 °C	64%	29.50 in / 999 hPa	-	SW	6.9 mph / 11.1 km/h	-	N/A		Clear
7:20 PM	24.8 °F / - 4.0 °C	15.8 °F / - 9.0 °C	69%	29.50 in / 999 hPa	-	WSW	5.8 mph / 9.3 km/h	-	N/A		Clear
7:50 PM	28.4 °F / - 2.0 °C	19.4 °F / - 7.0 °C	69%	29.50 in / 999 hPa	-	Variable	3.5 mph / 5.6 km/h	-	N/A		Clear
8:20 PM	28.4 °F / - 2.0 °C	19.4 °F / - 7.0 °C	69%	29.50 in / 999 hPa	-	WSW	5.8 mph / 9.3 km/h	-	N/A		Clear
8:50 PM	24.8 °F / - 4.0 °C	19.4 °F / - 7.0 °C	80%	29.50 in / 999 hPa	-	West	5.8 mph / 9.3 km/h	-	N/A		Clear
9:20 PM	24.8 °F / - 4.0 °C	19.4 °F / - 7.0 °C	80%	29.50 in / 999 hPa	-	WSW	6.9 mph / 11.1 km/h	-	N/A		Clear
9:50 PM	26.6 °F / - 3.0 °C	21.2 °F / - 6.0 °C	80%	29.47 in / 998 hPa	-	West	5.8 mph / 9.3 km/h	-	N/A		Clear
10:20 PM	23.0 °F / - 5.0 °C	17.6 °F / - 8.0 °C	80%	29.47 in / 998 hPa	-	WSW	6.9 mph / 11.1 km/h	-	N/A		Clear

Weather Data (Spring – High-rises and Medium-rises)

Time(GMT)	Temperature	Dew Point	Humidity	Sea Level Pressure	Visibility	Wind Direction	Wind Speed	Gust Speed	Precipitation Events	Conditions
11:20 PM	23.0 °F / -5.0 °C	17.6 °F / -8.0 °C	80%	29.47 in / 998 hPa	-	WSW	6.9 mph / 11.1 km/h	-	N/A	Clear
11:50 PM	23.0 °F / -5.0 °C	17.6 °F / -8.0 °C	80%	29.47 in / 998 hPa	-	SW	4.6 mph / 7.4 km/h	-	N/A	Clear

Daily Summary for March 6, 2006

[Next Day »](#)

	Actual	Average	Record
Temperature			
Mean Temperature	34 °F / 2 °C	-	
Max Temperature	44 °F / 7 °C	-	- ()
Min Temperature	24 °F / -4 °C	-	- ()
Degree Days			
Heating Degree Days	31		
Moisture			
Dew Point	26 °F / -3 °C		
Average Humidity	64		
Maximum Humidity	93		
Minimum Humidity	39		
Precipitation			
Precipitation	0.00 in / 0.0 cm	-	- ()
Sea Level Pressure			
Sea Level Pressure	30.02 in / 1015 hPa		
Wind			
Wind Speed	3 mph / 6 km/h ()		
Max Wind Speed	8 mph / 13 km/h		
Max Gust Speed	-		
Visibility	6.2 miles / 10.0 kilometers		
Events			

Astronomy History:

March 6, 2006	Rise:	Set:
Actual Time	6:56 AM GMT	6:02 PM GMT
Civil Twilight	6:19 AM GMT	6:39 PM GMT
Nautical Twilight	5:37 AM GMT	7:22 PM GMT
Astronomical Twilight	4:53 AM GMT	8:06 PM GMT
Moon	8:41 AM GMT (3/6)	2:42 AM GMT (3/6)
Length Of Visible Light:	12h 19m	
Length of Day	11h 05m	

Waxing Crescent, 46% Moon Illumination

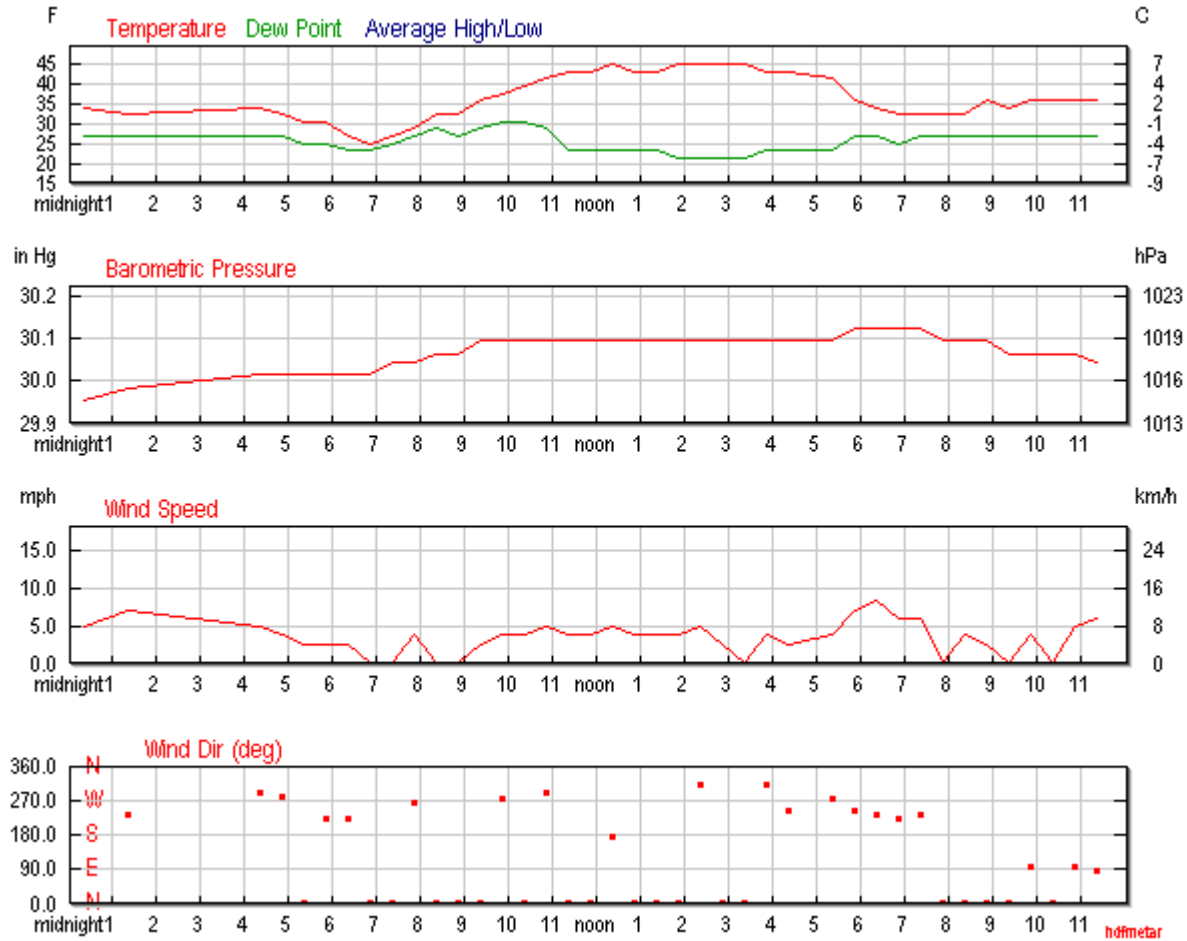


For more information about the solar system,
» [View the Full Star Chart!](#)

Weather Data (Spring – High-rises and Medium-rises)

T = Trace of Precipitation, MM = Missing Value

Source: Averaged Metar Reports



Hourly Observations

Weather Data (Spring – High-rises and Medium-rises)

Time(GMT)	Temperature	Dew Point	Humidity	Sea Level Pressure	Visibility	Wind Direction	Wind Speed	Gust Speed	Precipitation Events	Conditions
12:20 AM	33.8 °F / 1.0 °C	26.6 °F / - 3.0 °C	75%	29.95 in / 1014 hPa	-	South	4.6 mph / 7.4 km/h	-	N/A	Clear
1:20 AM	32.0 °F / 0.0 °C	26.6 °F / - 3.0 °C	80%	29.98 in / 1015 hPa	-	SW	6.9 mph / 11.1 km/h	-	N/A	Clear
4:20 AM	33.8 °F / 1.0 °C	26.6 °F / - 3.0 °C	75%	30.01 in / 1016 hPa	-	WNW	4.6 mph / 7.4 km/h	-	N/A	Clear
4:50 AM	32.0 °F / 0.0 °C	26.6 °F / - 3.0 °C	80%	30.01 in / 1016 hPa	-	West	3.5 mph / 5.6 km/h	-	N/A	Clear
5:20 AM	30.2 °F / - 1.0 °C	24.8 °F / - 4.0 °C	80%	30.01 in / 1016 hPa	-	Variable	2.3 mph / 3.7 km/h	-	N/A	Clear
5:50 AM	30.2 °F / - 1.0 °C	24.8 °F / - 4.0 °C	80%	30.01 in / 1016 hPa	-	SW	2.3 mph / 3.7 km/h	-	N/A	Clear
6:20 AM	26.6 °F / - 3.0 °C	23.0 °F / - 5.0 °C	86%	30.01 in / 1016 hPa	6.2 miles / 10.0 kilometers	SW	2.3 mph / 3.7 km/h	-	N/A	Partly Cloudy
6:50 AM	24.8 °F / - 4.0 °C	23.0 °F / - 5.0 °C	93%	30.01 in / 1016 hPa	-	Calm	Calm	-	N/A	Clear
7:20 AM	26.6 °F / - 3.0 °C	24.8 °F / - 4.0 °C	93%	30.04 in / 1017 hPa	6.2 miles / 10.0 kilometers	Calm	Calm	-	N/A	Partly Cloudy
7:50 AM	28.4 °F / - 2.0 °C	26.6 °F / - 3.0 °C	93%	30.04 in / 1017 hPa	-	West	3.5 mph / 5.6 km/h	-	N/A	Clear
8:20 AM	32.0 °F / 0.0 °C	28.4 °F / - 2.0 °C	87%	30.06 in / 1018 hPa	-	Calm	Calm	-	N/A	Clear
8:50 AM	32.0 °F / 0.0 °C	26.6 °F / - 3.0 °C	80%	30.06 in / 1018 hPa	-	Calm	Calm	-	N/A	Clear
9:20 AM	35.6 °F / 2.0 °C	28.4 °F / - 2.0 °C	75%	30.09 in / 1019 hPa	-	Variable	2.3 mph / 3.7 km/h	-	N/A	Clear

Weather Data (Spring – High-rises and Medium-rises)

Time(GMT)	Temperature	Dew Point	Humidity	Sea Level Pressure	Visibility	Wind Direction	Wind Speed	Gust Speed	Precipitation	Events	Conditions
9:50 AM	37.4 °F / 3.0 °C	30.2 °F / -1.0 °C	75%	30.09 in / 1019 hPa	-	West	3.5 mph / 5.6 km/h	-	N/A		Clear
10:20 AM	39.2 °F / 4.0 °C	30.2 °F / -1.0 °C	70%	30.09 in / 1019 hPa	-	Variable	3.5 mph / 5.6 km/h	-	N/A		Clear
10:50 AM	41.0 °F / 5.0 °C	28.4 °F / -2.0 °C	61%	30.09 in / 1019 hPa	-	WNW	4.6 mph / 7.4 km/h	-	N/A		Clear
11:20 AM	42.8 °F / 6.0 °C	23.0 °F / -5.0 °C	46%	30.09 in / 1019 hPa	6.2 miles / 10.0 kilometers	Variable	3.5 mph / 5.6 km/h	-	N/A		Partly Cloudy
11:50 AM	42.8 °F / 6.0 °C	23.0 °F / -5.0 °C	46%	30.09 in / 1019 hPa	6.2 miles / 10.0 kilometers	Variable	3.5 mph / 5.6 km/h	-	N/A		Partly Cloudy
12:20 PM	44.6 °F / 7.0 °C	23.0 °F / -5.0 °C	43%	30.09 in / 1019 hPa	6.2 miles / 10.0 kilometers	South	4.6 mph / 7.4 km/h	-	N/A		Scattered Clouds
12:50 PM	42.8 °F / 6.0 °C	23.0 °F / -5.0 °C	46%	30.09 in / 1019 hPa	6.2 miles / 10.0 kilometers	Variable	3.5 mph / 5.6 km/h	-	N/A		Mostly Cloudy
1:20 PM	42.8 °F / 6.0 °C	23.0 °F / -5.0 °C	46%	30.09 in / 1019 hPa	6.2 miles / 10.0 kilometers	Variable	3.5 mph / 5.6 km/h	-	N/A		Mostly Cloudy
1:50 PM	44.6 °F / 7.0 °C	21.2 °F / -6.0 °C	39%	30.09 in / 1019 hPa	6.2 miles / 10.0 kilometers	Variable	3.5 mph / 5.6 km/h	-	N/A		Scattered Clouds
2:20 PM	44.6 °F / 7.0 °C	21.2 °F / -6.0 °C	39%	30.09 in / 1019 hPa	6.2 miles / 10.0 kilometers	NW	4.6 mph / 7.4 km/h	-	N/A		Partly Cloudy
2:50 PM	44.6 °F / 7.0 °C	21.2 °F / -6.0 °C	39%	30.09 in / 1019 hPa	6.2 miles / 10.0 kilometers	Variable	2.3 mph / 3.7 km/h	-	N/A		Partly Cloudy
3:20 PM	44.6 °F / 7.0 °C	21.2 °F / -6.0 °C	39%	30.09 in / 1019 hPa	6.2 miles / 10.0 kilometers	Calm	Calm	-	N/A		Partly Cloudy
3:50 PM	42.8 °F / 6.0 °C	23.0 °F / -5.0 °C	46%	30.09 in / 1019 hPa	6.2 miles / 10.0 kilometers	NW	3.5 mph / 5.6 km/h	-	N/A		Scattered Clouds

Weather Data (Spring – High-rises and Medium-rises)

Time(GMT)	Temperature	Dew Point	Humidity	Sea Level Pressure	Visibility	Wind Direction	Wind Speed	Gust Speed	Precipitation Events	Conditions
4:20 PM	42.8 °F / 6.0 °C	23.0 °F / -5.0 °C	46%	30.09 in / 1019 hPa	6.2 miles / 10.0 kilometers	WSW	2.3 mph / 3.7 km/h	-	N/A	Scattered Clouds
5:20 PM	41.0 °F / 5.0 °C	23.0 °F / -5.0 °C	49%	30.09 in / 1019 hPa	6.2 miles / 10.0 kilometers	West	3.5 mph / 5.6 km/h	-	N/A	Partly Cloudy
5:50 PM	35.6 °F / 2.0 °C	26.6 °F / -3.0 °C	70%	30.12 in / 1020 hPa	6.2 miles / 10.0 kilometers	WSW	6.9 mph / 11.1 km/h	-	N/A	Partly Cloudy
6:20 PM	33.8 °F / 1.0 °C	26.6 °F / -3.0 °C	75%	30.12 in / 1020 hPa	6.2 miles / 10.0 kilometers	SW	8.1 mph / 13.0 km/h	-	N/A	Partly Cloudy
6:50 PM	32.0 °F / 0.0 °C	24.8 °F / -4.0 °C	75%	30.12 in / 1020 hPa	-	SW	5.8 mph / 9.3 km/h	-	N/A	Clear
7:20 PM	32.0 °F / 0.0 °C	26.6 °F / -3.0 °C	80%	30.12 in / 1020 hPa	6.2 miles / 10.0 kilometers	SW	5.8 mph / 9.3 km/h	-	N/A	Partly Cloudy
7:50 PM	32.0 °F / 0.0 °C	26.6 °F / -3.0 °C	80%	30.09 in / 1019 hPa	6.2 miles / 10.0 kilometers	Calm	Calm	-	N/A	Partly Cloudy
8:20 PM	32.0 °F / 0.0 °C	26.6 °F / -3.0 °C	80%	30.09 in / 1019 hPa	6.2 miles / 10.0 kilometers	Variable	3.5 mph / 5.6 km/h	-	N/A	Partly Cloudy
8:50 PM	35.6 °F / 2.0 °C	26.6 °F / -3.0 °C	70%	30.09 in / 1019 hPa	-	Variable	2.3 mph / 3.7 km/h	-	N/A	Clear
9:20 PM	33.8 °F / 1.0 °C	26.6 °F / -3.0 °C	75%	30.06 in / 1018 hPa	-	Calm	Calm	-	N/A	Clear
9:50 PM	35.6 °F / 2.0 °C	26.6 °F / -3.0 °C	70%	30.06 in / 1018 hPa	6.2 miles / 10.0 kilometers	East	3.5 mph / 5.6 km/h	-	N/A	Mostly Cloudy
10:20 PM	35.6 °F / 2.0 °C	26.6 °F / -3.0 °C	70%	30.06 in / 1018 hPa	6.2 miles / 10.0 kilometers	Calm	Calm	-	N/A	Scattered Clouds
10:50 PM	35.6 °F / 2.0 °C	26.6 °F / -3.0 °C	70%	30.06 in / 1018 hPa	6.2 miles / 10.0 kilometers	East	4.6 mph / 7.4 km/h	-	N/A	Overcast

Weather Data (Spring – High-rises and Medium-rises)

Time(GMT)	Temperature	Dew Point	Humidity	Sea Level Pressure	Visibility	Wind Direction	Wind Speed	Gust Speed	Precipitation Events	Conditions
11:20 PM	35.6 °F / 2.0 °C	26.6 °F / - 3.0 °C	70%	30.04 in / 1017 hPa	6.2 miles / 10.0 kilometers	East	5.8 mph / 9.3 km/h	-	N/A	Mostly Cloudy

Daily Summary for March 7, 2006

[Next Day »](#)

	Actual	Average	Record
Temperature			
Mean Temperature	38 °F / 4 °C	-	
Max Temperature	42 °F / 6 °C	-	- ()
Min Temperature	33 °F / 1 °C	-	- ()
Degree Days			
Heating Degree Days	28		
Moisture			
Dew Point	33 °F / 0 °C		
Average Humidity	93		
Maximum Humidity	100		
Minimum Humidity	81		
Precipitation			
Precipitation	0.00 in / 0.0 cm	-	- ()
Sea Level Pressure			
Sea Level Pressure	29.71 in / 1014 hPa		
Wind			
Wind Speed	4 mph / 7 km/h ()		
Max Wind Speed	8 mph / 13 km/h		
Max Gust Speed	-		
Visibility	2.9 miles / 5.0 kilometers		
Events	Rain , Snow		
T = Trace of Precipitation, MM = Missing Value			
Source: Averaged Metar Reports			

Astronomy History:

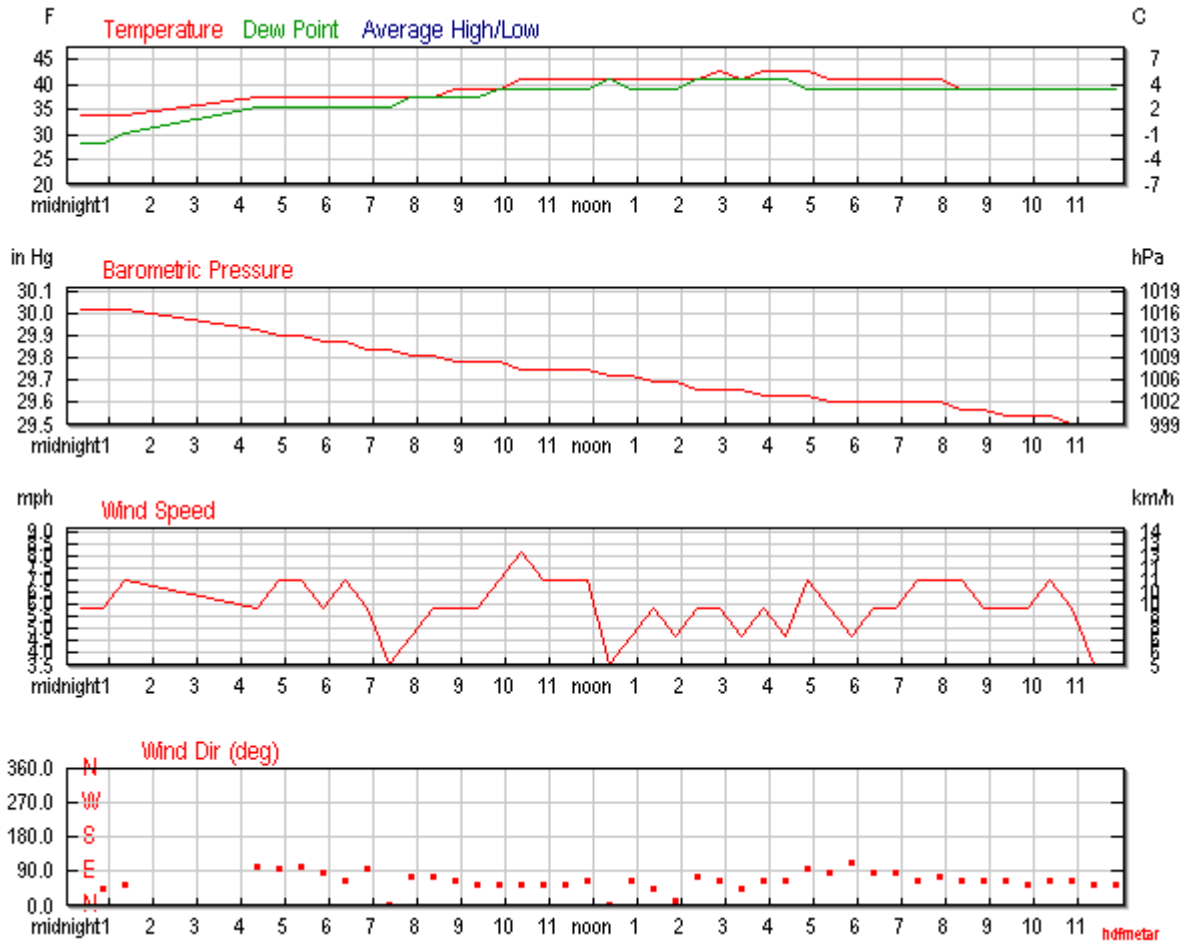
March 7, 2006	Rise:	Set:
Actual Time	6:54 AM GMT	6:04 PM GMT
Civil Twilight	6:17 AM GMT	6:41 PM GMT
Nautical Twilight	5:34 AM GMT	7:24 PM GMT
Astronomical Twilight	4:50 AM GMT	8:08 PM GMT
Moon	9:14 AM GMT (3/7)	4:02 AM GMT (3/7)
Length Of Visible Light:	12h 23m	
Length of Day	11h 10m	

First Quarter, 57% Moon Illumination



For more information about the solar system,
» [View the Full Star Chart!](#)

Weather Data (Spring – High-rises and Medium-rises)



Hourly Observations											
Time(GMT)	Temperature	Dew Point	Humidity	Sea Level Pressure	Visibility	Wind Direction	Wind Speed	Gust Speed	Precipitation	Events	Conditions
midnight	34	28	75	1019	10	0	10	15	0		Clear
1	35	29	78	1018	10	0	10	15	0		Clear
2	36	30	80	1017	10	0	10	15	0		Clear
3	37	31	82	1016	10	0	10	15	0		Clear
4	38	32	84	1015	10	0	10	15	0		Clear
5	39	33	85	1014	10	0	10	15	0		Clear
6	39	33	85	1013	10	0	10	15	0		Clear
7	39	33	85	1012	10	0	10	15	0		Clear
8	39	33	85	1011	10	0	10	15	0		Clear
9	39	33	85	1010	10	0	10	15	0		Clear
10	40	34	86	1009	10	0	10	15	0		Clear
11	41	35	87	1008	10	0	10	15	0		Clear
noon	41	35	87	1007	10	0	10	15	0		Clear
1	41	35	87	1006	10	0	10	15	0		Clear
2	41	35	87	1005	10	0	10	15	0		Clear
3	42	36	88	1004	10	0	10	15	0		Clear
4	42	36	88	1003	10	0	10	15	0		Clear
5	41	36	88	1002	10	0	10	15	0		Clear
6	41	36	88	1001	10	0	10	15	0		Clear
7	41	36	88	1000	10	0	10	15	0		Clear
8	41	36	88	999	10	0	10	15	0		Clear
9	41	36	88	999	10	0	10	15	0		Clear
10	41	36	88	999	10	0	10	15	0		Clear
11	42	37	89	999	10	0	10	15	0		Clear

Weather Data (Spring – High-rises and Medium-rises)

Time(GMT)	Temperature	Dew Point	Humidity	Sea Level Pressure	Visibility	Wind Direction	Wind Speed	Gust Speed	Precipitation	Events	Conditions
12:20 AM	33.8 °F / 1.0 °C	28.4 °F / -2.0 °C	81%	30.01 in / 1016 hPa	6.2 miles / 10.0 kilometers	NE	5.8 mph / 9.3 km/h	-	N/A	Rain	Light Rain
12:50 AM	33.8 °F / 1.0 °C	28.4 °F / -2.0 °C	81%	30.01 in / 1016 hPa	6.2 miles / 10.0 kilometers	NE	5.8 mph / 9.3 km/h	-	N/A	Snow	Light Snow
1:20 AM	33.8 °F / 1.0 °C	30.2 °F / -1.0 °C	87%	30.01 in / 1016 hPa	6.2 miles / 10.0 kilometers	NE	6.9 mph / 11.1 km/h	-	N/A	Rain	Light Rain
4:20 AM	37.4 °F / 3.0 °C	35.6 °F / 2.0 °C	93%	29.92 in / 1013 hPa	6.2 miles / 10.0 kilometers	East	5.8 mph / 9.3 km/h	-	N/A		Drizzle
4:50 AM	37.4 °F / 3.0 °C	35.6 °F / 2.0 °C	93%	29.89 in / 1012 hPa	6.2 miles / 10.0 kilometers	East	6.9 mph / 11.1 km/h	-	N/A		Light Drizzle
5:20 AM	37.4 °F / 3.0 °C	35.6 °F / 2.0 °C	93%	29.89 in / 1012 hPa	6.2 miles / 10.0 kilometers	East	6.9 mph / 11.1 km/h	-	N/A		Light Drizzle
5:50 AM	37.4 °F / 3.0 °C	35.6 °F / 2.0 °C	93%	29.86 in / 1011 hPa	-	East	5.8 mph / 9.3 km/h	-	N/A		Light Drizzle
6:20 AM	37.4 °F / 3.0 °C	35.6 °F / 2.0 °C	93%	29.86 in / 1011 hPa	-	ENE	6.9 mph / 11.1 km/h	-	N/A		Light Drizzle
6:50 AM	37.4 °F / 3.0 °C	35.6 °F / 2.0 °C	93%	29.83 in / 1010 hPa	-	East	5.8 mph / 9.3 km/h	-	N/A		Drizzle
7:20 AM	37.4 °F / 3.0 °C	35.6 °F / 2.0 °C	93%	29.83 in / 1010 hPa	1.6 miles / 2.6 kilometers	Variable	3.5 mph / 5.6 km/h	-	N/A		Light Drizzle
7:50 AM	37.4 °F / 3.0 °C	37.4 °F / 3.0 °C	100%	29.80 in / 1009 hPa	1.3 miles / 2.1 kilometers	ENE	4.6 mph / 7.4 km/h	-	N/A		Mostly Cloudy
8:20 AM	37.4 °F / 3.0 °C	37.4 °F / 3.0 °C	100%	29.80 in / 1009 hPa	1.1 miles / 1.7 kilometers	ENE	5.8 mph / 9.3 km/h	-	N/A		Mostly Cloudy
8:50 AM	39.2 °F / 4.0 °C	37.4 °F / 3.0 °C	93%	29.77 in / 1008 hPa	1.6 miles / 2.6 kilometers	ENE	5.8 mph / 9.3 km/h	-	N/A		Mostly Cloudy

Weather Data (Spring – High-rises and Medium-rises)

Time(GMT)	Temperature	Dew Point	Humidity	Sea Level Pressure	Visibility	Wind Direction	Wind Speed	Gust Speed	Precipitation	Events	Conditions
9:20 AM	39.2 °F / 4.0 °C	37.4 °F / 3.0 °C	93%	29.77 in / 1008 hPa	1.1 miles / 1.7 kilometers	NE	5.8 mph / 9.3 km/h	-	N/A	Rain	Light Rain
9:50 AM	39.2 °F / 4.0 °C	39.2 °F / 4.0 °C	100%	29.77 in / 1008 hPa	1.1 miles / 1.8 kilometers	NE	6.9 mph / 11.1 km/h	-	N/A		Light Drizzle
10:20 AM	41.0 °F / 5.0 °C	39.2 °F / 4.0 °C	93%	29.74 in / 1007 hPa	1.1 miles / 1.7 kilometers	NE	8.1 mph / 13.0 km/h	-	N/A		Drizzle
10:50 AM	41.0 °F / 5.0 °C	39.2 °F / 4.0 °C	93%	29.74 in / 1007 hPa	1.1 miles / 1.8 kilometers	NE	6.9 mph / 11.1 km/h	-	N/A		Drizzle
11:20 AM	41.0 °F / 5.0 °C	39.2 °F / 4.0 °C	93%	29.74 in / 1007 hPa	1.2 miles / 1.9 kilometers	NE	6.9 mph / 11.1 km/h	-	N/A		Light Drizzle
11:50 AM	41.0 °F / 5.0 °C	39.2 °F / 4.0 °C	93%	29.74 in / 1007 hPa	3.7 miles / 6.0 kilometers	ENE	6.9 mph / 11.1 km/h	-	N/A		Light Drizzle
12:20 PM	41.0 °F / 5.0 °C	41.0 °F / 5.0 °C	100%	29.71 in / 1006 hPa	5.6 miles / 9.0 kilometers	Variable	3.5 mph / 5.6 km/h	-	N/A		Overcast
12:50 PM	41.0 °F / 5.0 °C	39.2 °F / 4.0 °C	93%	29.71 in / 1006 hPa	5.6 miles / 9.0 kilometers	ENE	4.6 mph / 7.4 km/h	-	N/A		Mostly Cloudy
1:20 PM	41.0 °F / 5.0 °C	39.2 °F / 4.0 °C	93%	29.68 in / 1005 hPa	4.3 miles / 7.0 kilometers	NE	5.8 mph / 9.3 km/h	-	N/A		Mostly Cloudy
1:50 PM	41.0 °F / 5.0 °C	39.2 °F / 4.0 °C	93%	29.68 in / 1005 hPa	5.0 miles / 8.0 kilometers	North	4.6 mph / 7.4 km/h	-	N/A	Rain	Light Rain
2:20 PM	41.0 °F / 5.0 °C	41.0 °F / 5.0 °C	100%	29.65 in / 1004 hPa	4.3 miles / 7.0 kilometers	ENE	5.8 mph / 9.3 km/h	-	N/A	Rain	Light Rain
2:50 PM	42.8 °F / 6.0 °C	41.0 °F / 5.0 °C	93%	29.65 in / 1004 hPa	5.0 miles / 8.0 kilometers	ENE	5.8 mph / 9.3 km/h	-	N/A	Rain	Light Rain
3:20 PM	41.0 °F / 5.0 °C	41.0 °F / 5.0 °C	100%	29.65 in / 1004 hPa	4.3 miles / 7.0 kilometers	NE	4.6 mph / 7.4 km/h	-	N/A	Rain	Light Rain

Weather Data (Spring – High-rises and Medium-rises)

Time(GMT)	Temperature	Dew Point	Humidity	Sea Level Pressure	Visibility	Wind Direction	Wind Speed	Gust Speed	Precipitation	Events	Conditions
3:50 PM	42.8 °F / 6.0 °C	41.0 °F / 5.0 °C	93%	29.62 in / 1003 hPa	3.1 miles / 5.0 kilometers	ENE	5.8 mph / 9.3 km/h	-	N/A	Rain	Light Rain
4:20 PM	42.8 °F / 6.0 °C	41.0 °F / 5.0 °C	93%	29.62 in / 1003 hPa	3.7 miles / 6.0 kilometers	ENE	4.6 mph / 7.4 km/h	-	N/A	Rain	Light Rain
4:50 PM	42.8 °F / 6.0 °C	39.2 °F / 4.0 °C	87%	29.62 in / 1003 hPa	5.0 miles / 8.0 kilometers	East	6.9 mph / 11.1 km/h	-	N/A	Rain	Light Rain
5:20 PM	41.0 °F / 5.0 °C	39.2 °F / 4.0 °C	93%	29.59 in / 1002 hPa	4.3 miles / 7.0 kilometers	East	5.8 mph / 9.3 km/h	-	N/A	Rain	Light Rain
5:50 PM	41.0 °F / 5.0 °C	39.2 °F / 4.0 °C	93%	29.59 in / 1002 hPa	1.6 miles / 2.5 kilometers	ESE	4.6 mph / 7.4 km/h	-	N/A	Rain	Light Rain
6:20 PM	41.0 °F / 5.0 °C	39.2 °F / 4.0 °C	93%	29.59 in / 1002 hPa	1.6 miles / 2.5 kilometers	East	5.8 mph / 9.3 km/h	-	N/A	Rain	Light Rain
6:50 PM	41.0 °F / 5.0 °C	39.2 °F / 4.0 °C	93%	29.59 in / 1002 hPa	1.6 miles / 2.6 kilometers	East	5.8 mph / 9.3 km/h	-	N/A		Light Drizzle
7:20 PM	41.0 °F / 5.0 °C	39.2 °F / 4.0 °C	93%	29.59 in / 1002 hPa	1.2 miles / 2.0 kilometers	ENE	6.9 mph / 11.1 km/h	-	N/A		Drizzle
7:50 PM	41.0 °F / 5.0 °C	39.2 °F / 4.0 °C	93%	29.59 in / 1002 hPa	1.7 miles / 2.8 kilometers	ENE	6.9 mph / 11.1 km/h	-	N/A		Drizzle
8:20 PM	39.2 °F / 4.0 °C	39.2 °F / 4.0 °C	100%	29.56 in / 1001 hPa	1.9 miles / 3.0 kilometers	ENE	6.9 mph / 11.1 km/h	-	N/A		Drizzle
8:50 PM	39.2 °F / 4.0 °C	39.2 °F / 4.0 °C	100%	29.56 in / 1001 hPa	-	ENE	5.8 mph / 9.3 km/h	-	N/A		Light Drizzle
9:20 PM	39.2 °F / 4.0 °C	39.2 °F / 4.0 °C	100%	29.53 in / 1000 hPa	-	ENE	5.8 mph / 9.3 km/h	-	N/A		Mostly Cloudy
9:50 PM	39.2 °F / 4.0 °C	39.2 °F / 4.0 °C	100%	29.53 in / 1000 hPa	1.4 miles / 2.2 kilometers	NE	5.8 mph / 9.3 km/h	-	N/A		Mostly Cloudy

Weather Data (Spring – High-rises and Medium-rises)

Time(GMT)	Temperature	Dew Point	Humidity	Sea Level Pressure	Visibility	Wind Direction	Wind Speed	Gust Speed	Precipitation	Events	Conditions
10:20 PM	39.2 °F / 4.0 °C	39.2 °F / 4.0 °C	100%	29.53 in / 1000 hPa	1.0 miles / 1.6 kilometers	ENE	6.9 mph / 11.1 km/h	-	N/A	Rain	Light Rain
10:50 PM	39.2 °F / 4.0 °C	39.2 °F / 4.0 °C	100%	29.50 in / 999 hPa	1.2 miles / 2.0 kilometers	ENE	5.8 mph / 9.3 km/h	-	N/A	Rain	Light Rain
11:20 PM	39.2 °F / 4.0 °C	39.2 °F / 4.0 °C	100%	29.50 in / 999 hPa	1.2 miles / 1.9 kilometers	NE	3.5 mph / 5.6 km/h	-	N/A		Heavy Drizzle
11:50 PM	39.2 °F / 4.0 °C	39.2 °F / 4.0 °C	100%	29.50 in / 999 hPa	1.1 miles / 1.8 kilometers	NE	3.5 mph / 5.6 km/h	-	N/A		Light Drizzle

Daily Summary for March 8, 2006 Next Day »			
	Actual	Average	Record
Temperature			
Mean Temperature	42 °F / 6 °C	-	
Max Temperature	50 °F / 10 °C	-	- ()
Min Temperature	35 °F / 2 °C	-	- ()
Degree Days			
Heating Degree Days	22		
Moisture			
Dew Point	39 °F / 4 °C		
Average Humidity	96		
Maximum Humidity	100		
Minimum Humidity	87		
Precipitation			
Precipitation	0.00 in / 0.0 cm	-	- ()
Sea Level Pressure			
Sea Level Pressure	29.42 in / 998 hPa		
Wind			

Astronomy History:

March 8, 2006	Rise:	Set:
Actual Time	6:51 AM GMT	6:06 PM GMT
Civil Twilight	6:14 AM GMT	6:43 PM GMT
Nautical Twilight	5:31 AM GMT	7:26 PM GMT
Astronomical Twilight	4:47 AM GMT	8:10 PM GMT
Moon	10:07 AM GMT (3/8)	5:03 AM GMT (3/8)
Length Of Visible Light:	12h 28m	
Length of Day	11h 14m	

Waxing Gibbous, 66% Moon Illumination



Weather Data (Spring – High-rises and Medium-rises)

Wind Speed	3 mph / 4 km/h ()
Max Wind Speed	8 mph / 13 km/h
Max Gust Speed	-
Visibility	4.2 miles / 6.5 kilometers
Events	Rain

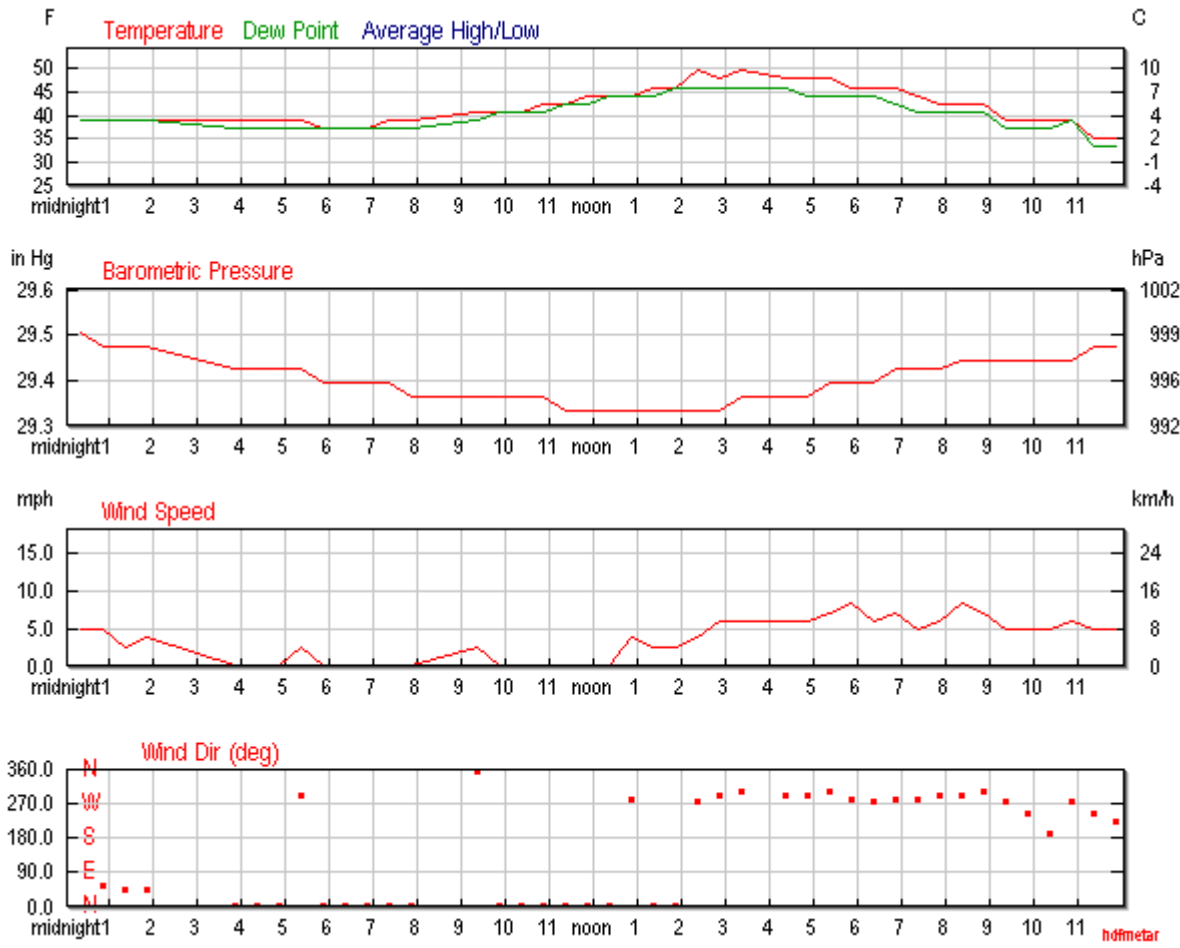
T = Trace of Precipitation, **MM** = Missing Value

Source: Averaged Metar Reports



For more information about the solar system,
» [View the Full Star Chart!](#)

Weather Data (Spring – High-rises and Medium-rises)



Hourly Observations											
Time(GMT)	Temperature	Dew Point	Humidity	Sea Level Pressure	Visibility	Wind Direction	Wind Speed	Gust Speed	Precipitation	Events	Conditions
midnight	38	38	95	29.5	10	W	5	5	0		Clear
1	38	38	95	29.5	10	W	5	5	0		Clear
2	38	38	95	29.5	10	W	5	5	0		Clear
3	38	38	95	29.5	10	W	5	5	0		Clear
4	38	38	95	29.5	10	W	5	5	0		Clear
5	38	38	95	29.5	10	W	5	5	0		Clear
6	38	38	95	29.5	10	W	5	5	0		Clear
7	38	38	95	29.5	10	W	5	5	0		Clear
8	38	38	95	29.5	10	W	5	5	0		Clear
9	38	38	95	29.5	10	W	5	5	0		Clear
10	38	38	95	29.5	10	W	5	5	0		Clear
11	38	38	95	29.5	10	W	5	5	0		Clear

Weather Data (Spring – High-rises and Medium-rises)

Time(GMT)	Temperature	Dew Point	Humidity	Sea Level Pressure	Visibility	Wind Direction	Wind Speed	Gust Speed	Precipitation	Events	Conditions
12:20 AM	39.2 °F / 4.0 °C	39.2 °F / 4.0 °C	100%	29.50 in / 999 hPa	1.3 miles / 2.1 kilometers	NE	4.6 mph / 7.4 km/h	-	N/A	Rain	Light Rain Showers
12:50 AM	39.2 °F / 4.0 °C	39.2 °F / 4.0 °C	100%	29.47 in / 998 hPa	0.9 miles / 1.5 kilometers	NE	4.6 mph / 7.4 km/h	-	N/A	Rain	Light Rain Showers
1:20 AM	39.2 °F / 4.0 °C	39.2 °F / 4.0 °C	100%	29.47 in / 998 hPa	0.9 miles / 1.4 kilometers	NE	2.3 mph / 3.7 km/h	-	N/A		Light Drizzle
1:50 AM	39.2 °F / 4.0 °C	39.2 °F / 4.0 °C	100%	29.47 in / 998 hPa	0.9 miles / 1.5 kilometers	NE	3.5 mph / 5.6 km/h	-	N/A		Light Drizzle
3:50 AM	39.2 °F / 4.0 °C	37.4 °F / 3.0 °C	93%	29.42 in / 996 hPa	0.8 miles / 1.3 kilometers	Calm	Calm	-	N/A		Mostly Cloudy
4:20 AM	39.2 °F / 4.0 °C	37.4 °F / 3.0 °C	93%	29.42 in / 996 hPa	0.7 miles / 1.2 kilometers	Calm	Calm	-	N/A		Drizzle
4:50 AM	39.2 °F / 4.0 °C	37.4 °F / 3.0 °C	93%	29.42 in / 996 hPa	0.7 miles / 1.2 kilometers	Calm	Calm	-	N/A		Drizzle
5:20 AM	39.2 °F / 4.0 °C	37.4 °F / 3.0 °C	93%	29.42 in / 996 hPa	1.1 miles / 1.7 kilometers	WNW	2.3 mph / 3.7 km/h	-	N/A		Drizzle
5:50 AM	37.4 °F / 3.0 °C	37.4 °F / 3.0 °C	100%	29.39 in / 995 hPa	1.7 miles / 2.7 kilometers	Calm	Calm	-	N/A		Overcast
6:20 AM	37.4 °F / 3.0 °C	37.4 °F / 3.0 °C	100%	29.39 in / 995 hPa	1.7 miles / 2.8 kilometers	Calm	Calm	-	N/A		Mostly Cloudy
6:50 AM	37.4 °F / 3.0 °C	37.4 °F / 3.0 °C	100%	29.39 in / 995 hPa	1.7 miles / 2.8 kilometers	Calm	Calm	-	N/A		Mostly Cloudy
7:20 AM	39.2 °F / 4.0 °C	37.4 °F / 3.0 °C	93%	29.39 in / 995 hPa	1.0 miles / 1.6 kilometers	Calm	Calm	-	N/A		Light Drizzle
7:50 AM	39.2 °F / 4.0 °C	37.4 °F / 3.0 °C	93%	29.36 in / 994 hPa	1.9 miles / 3.0 kilometers	Calm	Calm	-	N/A	Rain	Light Rain

Weather Data (Spring – High-rises and Medium-rises)

Time(GMT)	Temperature	Dew Point	Humidity	Sea Level Pressure	Visibility	Wind Direction	Wind Speed	Gust Speed	Precipitation	Events	Conditions
9:20 AM	41.0 °F / 5.0 °C	39.2 °F / 4.0 °C	93%	29.36 in / 994 hPa	-	North	2.3 mph / 3.7 km/h	-	N/A		Mostly Cloudy
9:50 AM	41.0 °F / 5.0 °C	41.0 °F / 5.0 °C	100%	29.36 in / 994 hPa	-	Calm	Calm	-	N/A		Mostly Cloudy
10:20 AM	41.0 °F / 5.0 °C	41.0 °F / 5.0 °C	100%	29.36 in / 994 hPa	-	Calm	Calm	-	N/A		Mostly Cloudy
10:50 AM	42.8 °F / 6.0 °C	41.0 °F / 5.0 °C	93%	29.36 in / 994 hPa	-	Calm	Calm	-	N/A		Scattered Clouds
11:20 AM	42.8 °F / 6.0 °C	42.8 °F / 6.0 °C	100%	29.33 in / 993 hPa	2.2 miles / 3.5 kilometers	Calm	Calm	-	N/A		Mostly Cloudy
11:50 AM	44.6 °F / 7.0 °C	42.8 °F / 6.0 °C	93%	29.33 in / 993 hPa	-	Calm	Calm	-	N/A		Mostly Cloudy
12:20 PM	44.6 °F / 7.0 °C	44.6 °F / 7.0 °C	100%	29.33 in / 993 hPa	-	Calm	Calm	-	N/A		Mostly Cloudy
12:50 PM	44.6 °F / 7.0 °C	44.6 °F / 7.0 °C	100%	29.33 in / 993 hPa	-	West	3.5 mph / 5.6 km/h	-	N/A		Mostly Cloudy
1:20 PM	46.4 °F / 8.0 °C	44.6 °F / 7.0 °C	93%	29.33 in / 993 hPa	6.2 miles / 10.0 kilometers	Variable	2.3 mph / 3.7 km/h	-	N/A		Mostly Cloudy
1:50 PM	46.4 °F / 8.0 °C	46.4 °F / 8.0 °C	100%	29.33 in / 993 hPa	6.2 miles / 10.0 kilometers	Variable	2.3 mph / 3.7 km/h	-	N/A		Mostly Cloudy
2:20 PM	50.0 °F / 10.0 °C	46.4 °F / 8.0 °C	87%	29.33 in / 993 hPa	6.2 miles / 10.0 kilometers	West	3.5 mph / 5.6 km/h	-	N/A		Mostly Cloudy
2:50 PM	48.2 °F / 9.0 °C	46.4 °F / 8.0 °C	93%	29.33 in / 993 hPa	6.2 miles / 10.0 kilometers	WNW	5.8 mph / 9.3 km/h	-	N/A		Mostly Cloudy
3:20 PM	50.0 °F / 10.0 °C	46.4 °F / 8.0 °C	87%	29.36 in / 994 hPa	6.2 miles / 10.0 kilometers	WNW	5.8 mph / 9.3 km/h	-	N/A		Mostly Cloudy

Weather Data (Spring – High-rises and Medium-rises)

Time(GMT)	Temperature	Dew Point	Humidity	Sea Level Pressure	Visibility	Wind Direction	Wind Speed	Gust Speed	Precipitation	Events	Conditions
4:20 PM	48.2 °F / 9.0 °C	46.4 °F / 8.0 °C	93%	29.36 in / 994 hPa	6.2 miles / 10.0 kilometers	WNW	5.8 mph / 9.3 km/h	-	N/A		Scattered Clouds
4:50 PM	48.2 °F / 9.0 °C	44.6 °F / 7.0 °C	87%	29.36 in / 994 hPa	6.2 miles / 10.0 kilometers	WNW	5.8 mph / 9.3 km/h	-	N/A		Scattered Clouds
5:20 PM	48.2 °F / 9.0 °C	44.6 °F / 7.0 °C	87%	29.39 in / 995 hPa	6.2 miles / 10.0 kilometers	WNW	6.9 mph / 11.1 km/h	-	N/A		Scattered Clouds
5:50 PM	46.4 °F / 8.0 °C	44.6 °F / 7.0 °C	93%	29.39 in / 995 hPa	6.2 miles / 10.0 kilometers	West	8.1 mph / 13.0 km/h	-	N/A		Partly Cloudy
6:20 PM	46.4 °F / 8.0 °C	44.6 °F / 7.0 °C	93%	29.39 in / 995 hPa	6.2 miles / 10.0 kilometers	West	5.8 mph / 9.3 km/h	-	N/A		Mostly Cloudy
6:50 PM	46.4 °F / 8.0 °C	42.8 °F / 6.0 °C	87%	29.42 in / 996 hPa	6.2 miles / 10.0 kilometers	West	6.9 mph / 11.1 km/h	-	N/A		Scattered Clouds
7:20 PM	44.6 °F / 7.0 °C	41.0 °F / 5.0 °C	87%	29.42 in / 996 hPa	6.2 miles / 10.0 kilometers	West	4.6 mph / 7.4 km/h	-	N/A		Scattered Clouds
7:50 PM	42.8 °F / 6.0 °C	41.0 °F / 5.0 °C	93%	29.42 in / 996 hPa	6.2 miles / 10.0 kilometers	WNW	5.8 mph / 9.3 km/h	-	N/A		Scattered Clouds
8:20 PM	42.8 °F / 6.0 °C	41.0 °F / 5.0 °C	93%	29.44 in / 997 hPa	6.2 miles / 10.0 kilometers	WNW	8.1 mph / 13.0 km/h	-	N/A		Scattered Clouds
8:50 PM	42.8 °F / 6.0 °C	41.0 °F / 5.0 °C	93%	29.44 in / 997 hPa	6.2 miles / 10.0 kilometers	WNW	6.9 mph / 11.1 km/h	-	N/A		Scattered Clouds
9:20 PM	39.2 °F / 4.0 °C	37.4 °F / 3.0 °C	93%	29.44 in / 997 hPa	6.2 miles / 10.0 kilometers	West	4.6 mph / 7.4 km/h	-	N/A		Partly Cloudy
9:50 PM	39.2 °F / 4.0 °C	37.4 °F / 3.0 °C	93%	29.44 in / 997 hPa	6.2 miles / 10.0 kilometers	WSW	4.6 mph / 7.4 km/h	-	N/A		Scattered Clouds
10:20 PM	39.2 °F / 4.0 °C	37.4 °F / 3.0 °C	93%	29.44 in / 997 hPa	6.2 miles / 10.0 kilometers	South	4.6 mph / 7.4 km/h	-	N/A		Scattered Clouds

Weather Data (Spring – High-rises and Medium-rises)

Time(GMT)	Temperature	Dew Point	Humidity	Sea Level Pressure	Visibility	Wind Direction	Wind Speed	Gust Speed	Precipitation	Events	Conditions
10:50 PM	39.2 °F / 4.0 °C	39.2 °F / 4.0 °C	100%	29.44 in / 997 hPa	6.2 miles / 10.0 kilometers	West	5.8 mph / 9.3 km/h	-	N/A		Scattered Clouds
11:20 PM	35.6 °F / 2.0 °C	33.8 °F / 1.0 °C	93%	29.47 in / 998 hPa	-	WSW	4.6 mph / 7.4 km/h	-	N/A		Clear
11:50 PM	35.6 °F / 2.0 °C	33.8 °F / 1.0 °C	93%	29.47 in / 998 hPa	-	SW	4.6 mph / 7.4 km/h	-	N/A		Clear

Daily Summary for March 9, 2006 Next Day »			
	Actual	Average	Record
Temperature			
Mean Temperature	40 °F / 4 °C	-	
Max Temperature	48 °F / 9 °C	-	- ()
Min Temperature	32 °F / 0 °C	-	- ()
Degree Days			
Heating Degree Days	25		
Moisture			
Dew Point	33 °F / 0 °C		
Average Humidity	85		
Maximum Humidity	100		
Minimum Humidity	66		
Precipitation			
Precipitation	0.00 in / 0.0 cm	-	- ()
Sea Level Pressure			
Sea Level Pressure	29.37 in / 998 hPa		
Wind			
Wind Speed	3 mph / 4 km/h ()		
Max Wind Speed	12 mph / 18 km/h		
Max Gust Speed	-		

Astronomy History:

March 9, 2006	Rise:	Set:
Actual Time	6:49 AM GMT	6:08 PM GMT
Civil Twilight	6:12 AM GMT	6:45 PM GMT
Nautical Twilight	5:29 AM GMT	7:28 PM GMT
Astronomical Twilight	4:45 AM GMT	8:12 PM GMT
Moon	11:18 AM GMT (3/9)	5:43 AM GMT (3/9)
Length Of Visible Light:	12h 33m	
Length of Day	11h 19m	

Waxing Gibbous, 75% Moon Illumination

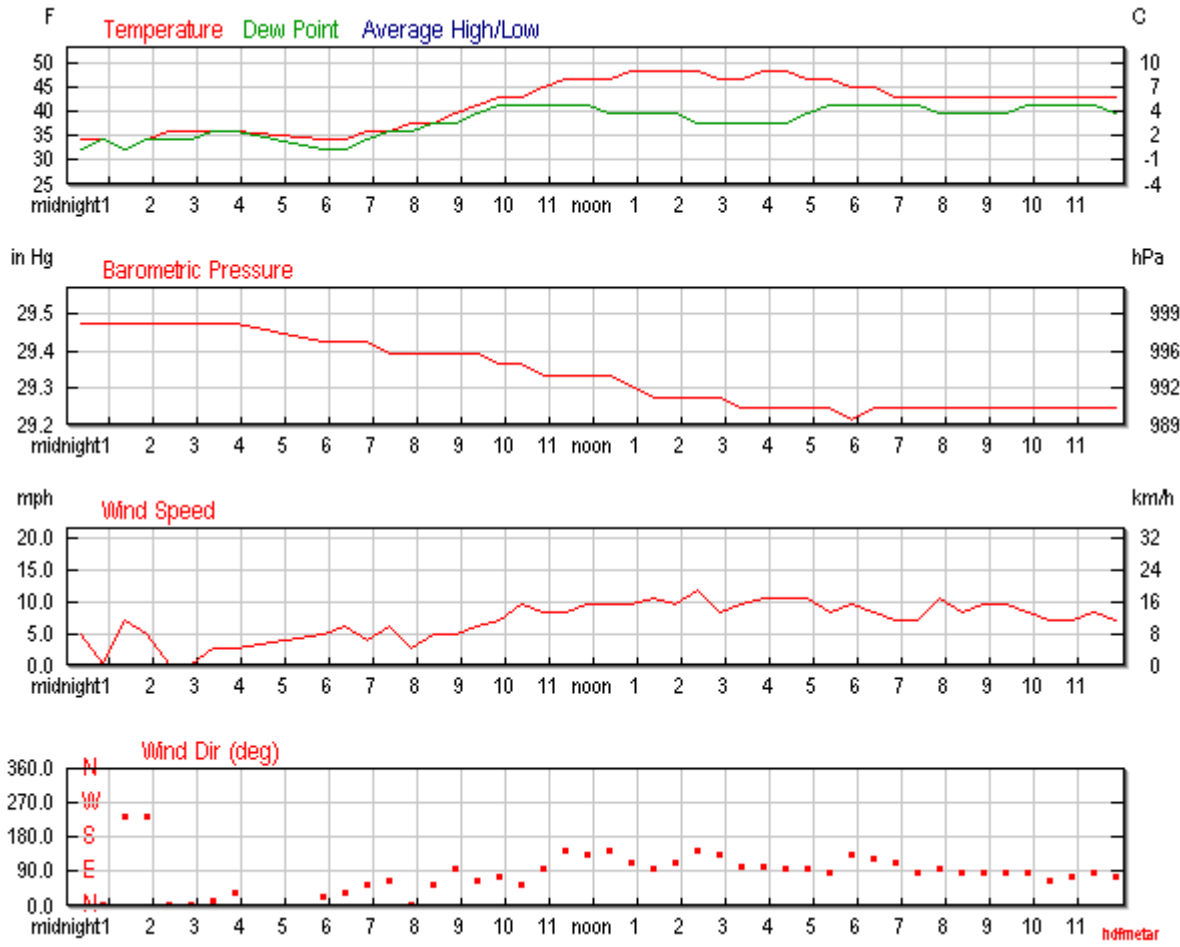


For more information about the solar system,
» [View the Full Star Chart!](#)

Weather Data (Spring – High-rises and Medium-rises)

Visibility	5.0 miles / 8.5 kilometers
Events	Fog , Rain
T = Trace of Precipitation, MM = Missing Value	
Source: Averaged Metar Reports	

Weather Data (Spring – High-rises and Medium-rises)



Hourly Observations											
Time(GMT)	Temperature	Dew Point	Humidity	Sea Level Pressure	Visibility	Wind Direction	Wind Speed	Gust Speed	Precipitation	Events	Conditions
midnight	34	30	85	29.45	10	W	5	10	0		Clear
1	33	29	85	29.45	10	W	5	10	0		Clear
2	35	30	85	29.45	10	W	5	10	0		Clear
3	35	30	85	29.45	10	W	5	10	0		Clear
4	35	30	85	29.45	10	W	5	10	0		Clear
5	34	29	85	29.45	10	W	5	10	0		Clear
6	34	29	85	29.45	10	W	5	10	0		Clear
7	35	30	85	29.45	10	W	5	10	0		Clear
8	36	31	85	29.45	10	W	5	10	0		Clear
9	38	32	85	29.45	10	W	5	10	0		Clear
10	42	33	85	29.45	10	W	5	10	0		Clear
11	45	33	85	29.45	10	W	5	10	0		Clear
noon	45	33	85	29.45	10	W	5	10	0		Clear
1	45	33	85	29.45	10	W	5	10	0		Clear
2	45	33	85	29.45	10	W	5	10	0		Clear
3	45	33	85	29.45	10	W	5	10	0		Clear
4	45	33	85	29.45	10	W	5	10	0		Clear
5	45	33	85	29.45	10	W	5	10	0		Clear
6	45	33	85	29.45	10	W	5	10	0		Clear
7	45	33	85	29.45	10	W	5	10	0		Clear
8	45	33	85	29.45	10	W	5	10	0		Clear
9	45	33	85	29.45	10	W	5	10	0		Clear
10	45	33	85	29.45	10	W	5	10	0		Clear
11	45	33	85	29.45	10	W	5	10	0		Clear

Weather Data (Spring – High-rises and Medium-rises)

Time(GMT)	Temperature	Dew Point	Humidity	Sea Level Pressure	Visibility	Wind Direction	Wind Speed	Gust Speed	Precipitation	Events	Conditions
12:20 AM	33.8 °F / 1.0 °C	32.0 °F / 0.0 °C	93%	29.47 in / 998 hPa	-	SSW	4.6 mph / 7.4 km/h	-	N/A		Clear
12:50 AM	33.8 °F / 1.0 °C	33.8 °F / 1.0 °C	100%	29.47 in / 998 hPa	6.2 miles / 10.0 kilometers	Calm	Calm	-	N/A	Fog	Shallow Fog
1:20 AM	32.0 °F / 0.0 °C	32.0 °F / 0.0 °C	100%	29.47 in / 998 hPa	6.2 miles / 10.0 kilometers	SW	6.9 mph / 11.1 km/h	-	N/A	Fog	Shallow Fog
1:50 AM	33.8 °F / 1.0 °C	33.8 °F / 1.0 °C	100%	29.47 in / 998 hPa	6.2 miles / 10.0 kilometers	SW	4.6 mph / 7.4 km/h	-	N/A		Mostly Cloudy
2:20 AM	35.6 °F / 2.0 °C	33.8 °F / 1.0 °C	93%	29.47 in / 998 hPa	6.2 miles / 10.0 kilometers	Calm	Calm	-	N/A		Mostly Cloudy
2:50 AM	35.6 °F / 2.0 °C	33.8 °F / 1.0 °C	93%	29.47 in / 998 hPa	6.2 miles / 10.0 kilometers	Calm	Calm	-	N/A		Mostly Cloudy
3:20 AM	35.6 °F / 2.0 °C	35.6 °F / 2.0 °C	100%	29.47 in / 998 hPa	6.2 miles / 10.0 kilometers	North	2.3 mph / 3.7 km/h	-	N/A		Mostly Cloudy
3:50 AM	35.6 °F / 2.0 °C	35.6 °F / 2.0 °C	100%	29.47 in / 998 hPa	6.2 miles / 10.0 kilometers	NNE	2.3 mph / 3.7 km/h	-	N/A		Mostly Cloudy
5:50 AM	33.8 °F / 1.0 °C	32.0 °F / 0.0 °C	93%	29.42 in / 996 hPa	0.4 miles / 0.7 kilometers	NNE	4.6 mph / 7.4 km/h	-	N/A	Fog	Fog
6:20 AM	33.8 °F / 1.0 °C	32.0 °F / 0.0 °C	93%	29.42 in / 996 hPa	0.1 miles / 0.2 kilometers	NNE	5.8 mph / 9.3 km/h	-	N/A	Fog	Fog
6:50 AM	35.6 °F / 2.0 °C	33.8 °F / 1.0 °C	93%	29.42 in / 996 hPa	0.5 miles / 0.8 kilometers	NE	3.5 mph / 5.6 km/h	-	N/A	Fog	Fog
7:20 AM	35.6 °F / 2.0 °C	35.6 °F / 2.0 °C	100%	29.39 in / 995 hPa	2.5 miles / 4.0 kilometers	ENE	5.8 mph / 9.3 km/h	-	N/A		Scattered Clouds
7:50 AM	37.4 °F / 3.0 °C	35.6 °F / 2.0 °C	93%	29.39 in / 995 hPa	-	Variable	2.3 mph / 3.7 km/h	-	N/A		Mostly Cloudy

Weather Data (Spring – High-rises and Medium-rises)

Time(GMT)	Temperature	Dew Point	Humidity	Sea Level Pressure	Visibility	Wind Direction	Wind Speed	Gust Speed	Precipitation	Events	Conditions
8:20 AM	37.4 °F / 3.0 °C	37.4 °F / 3.0 °C	100%	29.39 in / 995 hPa	2.5 miles / 4.0 kilometers	NE	4.6 mph / 7.4 km/h	-	N/A		Mostly Cloudy
8:50 AM	39.2 °F / 4.0 °C	37.4 °F / 3.0 °C	93%	29.39 in / 995 hPa	-	East	4.6 mph / 7.4 km/h	-	N/A		Mostly Cloudy
9:20 AM	41.0 °F / 5.0 °C	39.2 °F / 4.0 °C	93%	29.39 in / 995 hPa	3.7 miles / 6.0 kilometers	ENE	5.8 mph / 9.3 km/h	-	N/A		Mostly Cloudy
9:50 AM	42.8 °F / 6.0 °C	41.0 °F / 5.0 °C	93%	29.36 in / 994 hPa	5.6 miles / 9.0 kilometers	ENE	6.9 mph / 11.1 km/h	-	N/A		Mostly Cloudy
10:20 AM	42.8 °F / 6.0 °C	41.0 °F / 5.0 °C	93%	29.36 in / 994 hPa	6.2 miles / 10.0 kilometers	NE	9.2 mph / 14.8 km/h	-	N/A		Scattered Clouds
10:50 AM	44.6 °F / 7.0 °C	41.0 °F / 5.0 °C	87%	29.33 in / 993 hPa	6.2 miles / 10.0 kilometers	East	8.1 mph / 13.0 km/h	-	N/A		Scattered Clouds
11:20 AM	46.4 °F / 8.0 °C	41.0 °F / 5.0 °C	81%	29.33 in / 993 hPa	6.2 miles / 10.0 kilometers	SE	8.1 mph / 13.0 km/h	-	N/A		Mostly Cloudy
11:50 AM	46.4 °F / 8.0 °C	41.0 °F / 5.0 °C	81%	29.33 in / 993 hPa	6.2 miles / 10.0 kilometers	SE	9.2 mph / 14.8 km/h	-	N/A		Mostly Cloudy
12:20 PM	46.4 °F / 8.0 °C	39.2 °F / 4.0 °C	76%	29.33 in / 993 hPa	6.2 miles / 10.0 kilometers	SE	9.2 mph / 14.8 km/h	-	N/A		Mostly Cloudy
12:50 PM	48.2 °F / 9.0 °C	39.2 °F / 4.0 °C	71%	29.30 in / 992 hPa	6.2 miles / 10.0 kilometers	ESE	9.2 mph / 14.8 km/h	-	N/A		Scattered Clouds
1:20 PM	48.2 °F / 9.0 °C	39.2 °F / 4.0 °C	71%	29.27 in / 991 hPa	6.2 miles / 10.0 kilometers	East	10.4 mph / 16.7 km/h	-	N/A		Scattered Clouds
1:50 PM	48.2 °F / 9.0 °C	39.2 °F / 4.0 °C	71%	29.27 in / 991 hPa	6.2 miles / 10.0 kilometers	ESE	9.2 mph / 14.8 km/h	-	N/A		Mostly Cloudy
2:20 PM	48.2 °F / 9.0 °C	37.4 °F / 3.0 °C	66%	29.27 in / 991 hPa	6.2 miles / 10.0 kilometers	SE	11.5 mph / 18.5 km/h	-	N/A		Mostly Cloudy

Weather Data (Spring – High-rises and Medium-rises)

Time(GMT)	Temperature	Dew Point	Humidity	Sea Level Pressure	Visibility	Wind Direction	Wind Speed	Gust Speed	Precipitation	Events	Conditions
2:50 PM	46.4 °F / 8.0 °C	37.4 °F / 3.0 °C	71%	29.27 in / 991 hPa	6.2 miles / 10.0 kilometers	SE	8.1 mph / 13.0 km/h	-	N/A		Mostly Cloudy
3:20 PM	46.4 °F / 8.0 °C	37.4 °F / 3.0 °C	71%	29.24 in / 990 hPa	6.2 miles / 10.0 kilometers	East	9.2 mph / 14.8 km/h	-	N/A		Mostly Cloudy
3:50 PM	48.2 °F / 9.0 °C	37.4 °F / 3.0 °C	66%	29.24 in / 990 hPa	6.2 miles / 10.0 kilometers	East	10.4 mph / 16.7 km/h	-	N/A		Scattered Clouds
4:20 PM	48.2 °F / 9.0 °C	37.4 °F / 3.0 °C	66%	29.24 in / 990 hPa	6.2 miles / 10.0 kilometers	East	10.4 mph / 16.7 km/h	-	N/A		Scattered Clouds
4:50 PM	46.4 °F / 8.0 °C	39.2 °F / 4.0 °C	76%	29.24 in / 990 hPa	6.2 miles / 10.0 kilometers	East	10.4 mph / 16.7 km/h	-	N/A		Mostly Cloudy
5:20 PM	46.4 °F / 8.0 °C	41.0 °F / 5.0 °C	81%	29.24 in / 990 hPa	6.2 miles / 10.0 kilometers	East	8.1 mph / 13.0 km/h	-	N/A	Rain	Light Rain
5:50 PM	44.6 °F / 7.0 °C	41.0 °F / 5.0 °C	87%	29.21 in / 989 hPa	5.6 miles / 9.0 kilometers	SE	9.2 mph / 14.8 km/h	-	N/A	Rain	Light Rain
6:20 PM	44.6 °F / 7.0 °C	41.0 °F / 5.0 °C	87%	29.24 in / 990 hPa	5.0 miles / 8.0 kilometers	ESE	8.1 mph / 13.0 km/h	-	N/A	Rain	Light Rain
6:50 PM	42.8 °F / 6.0 °C	41.0 °F / 5.0 °C	93%	29.24 in / 990 hPa	5.6 miles / 9.0 kilometers	ESE	6.9 mph / 11.1 km/h	-	N/A	Rain	Light Rain
7:20 PM	42.8 °F / 6.0 °C	41.0 °F / 5.0 °C	93%	29.24 in / 990 hPa	6.2 miles / 10.0 kilometers	East	6.9 mph / 11.1 km/h	-	N/A	Rain	Light Rain
7:50 PM	42.8 °F / 6.0 °C	39.2 °F / 4.0 °C	87%	29.24 in / 990 hPa	-	East	10.4 mph / 16.7 km/h	-	N/A		Clear
8:20 PM	42.8 °F / 6.0 °C	39.2 °F / 4.0 °C	87%	29.24 in / 990 hPa	6.2 miles / 10.0 kilometers	East	8.1 mph / 13.0 km/h	-	N/A		Scattered Clouds
8:50 PM	42.8 °F / 6.0 °C	39.2 °F / 4.0 °C	87%	29.24 in / 990 hPa	6.2 miles / 10.0 kilometers	East	9.2 mph / 14.8 km/h	-	N/A		Mostly Cloudy

Weather Data (Spring – High-rises and Medium-rises)

Time(GMT)	Temperature	Dew Point	Humidity	Sea Level Pressure	Visibility	Wind Direction	Wind Speed	Gust Speed	Precipitation	Events	Conditions
9:20 PM	42.8 °F / 6.0 °C	39.2 °F / 4.0 °C	87%	29.24 in / 990 hPa	6.2 miles / 10.0 kilometers	East	9.2 mph / 14.8 km/h	-	N/A		Mostly Cloudy
9:50 PM	42.8 °F / 6.0 °C	41.0 °F / 5.0 °C	93%	29.24 in / 990 hPa	5.6 miles / 9.0 kilometers	East	8.1 mph / 13.0 km/h	-	N/A		Mostly Cloudy
10:20 PM	42.8 °F / 6.0 °C	41.0 °F / 5.0 °C	93%	29.24 in / 990 hPa	5.0 miles / 8.0 kilometers	ENE	6.9 mph / 11.1 km/h	-	N/A		Mostly Cloudy
10:50 PM	42.8 °F / 6.0 °C	41.0 °F / 5.0 °C	93%	29.24 in / 990 hPa	5.0 miles / 8.0 kilometers	ENE	6.9 mph / 11.1 km/h	-	N/A		Mostly Cloudy
11:20 PM	42.8 °F / 6.0 °C	41.0 °F / 5.0 °C	93%	29.24 in / 990 hPa	3.1 miles / 5.0 kilometers	East	8.1 mph / 13.0 km/h	-	N/A		Light Drizzle
11:50 PM	42.8 °F / 6.0 °C	39.2 °F / 4.0 °C	87%	29.24 in / 990 hPa	5.0 miles / 8.0 kilometers	ENE	6.9 mph / 11.1 km/h	-	N/A		Light Drizzle

Daily Summary for March 10, 2006

[Next Day »](#)

	Actual	Average	Record
Temperature			
Mean Temperature	40 °F / 4 °C	-	
Max Temperature	42 °F / 6 °C	-	- ()
Min Temperature	37 °F / 3 °C	-	- ()
Degree Days			
Heating Degree Days	26		
Moisture			
Dew Point	39 °F / 4 °C		
Average Humidity	93		
Maximum Humidity	100		
Minimum Humidity	81		
Precipitation			

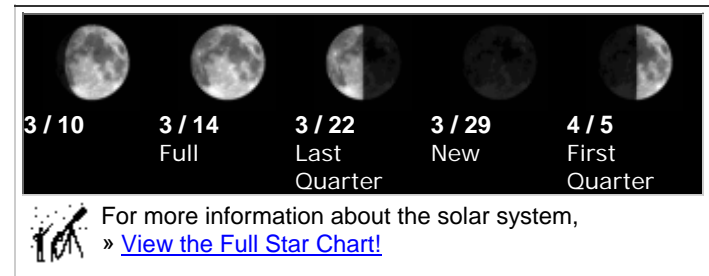
Astronomy History:

March 10, 2006	Rise:	Set:
Actual Time	6:46 AM GMT	6:10 PM GMT
Civil Twilight	6:09 AM GMT	6:47 PM GMT
Nautical Twilight	5:26 AM GMT	7:30 PM GMT
Astronomical Twilight	4:42 AM GMT	8:15 PM GMT
Moon	12:37 PM GMT (3/10)	6:07 AM GMT (3/10)
Length Of Visible Light:	12h 37m	
Length of Day	11h 23m	
Waxing Gibbous, 83% Moon Illumination		

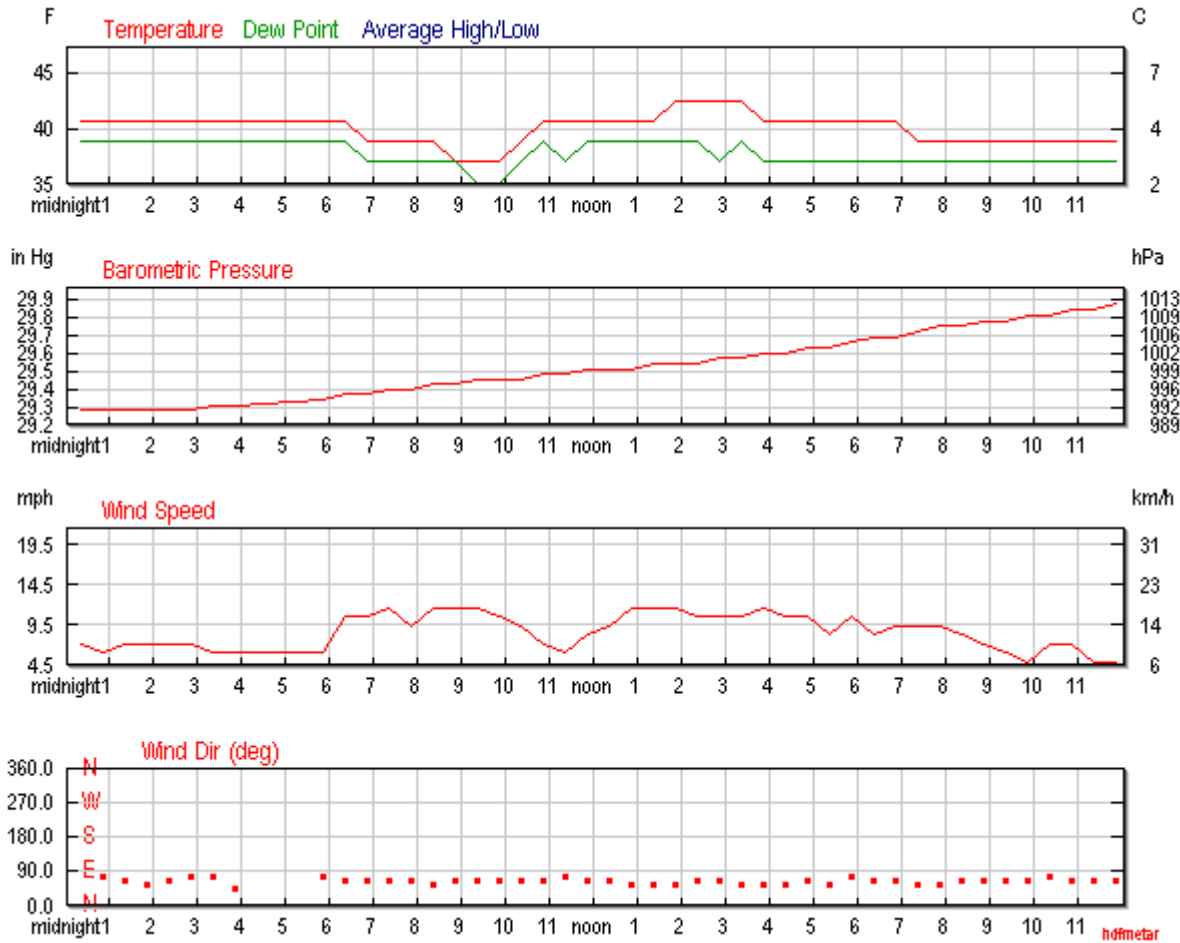
Weather Data (Spring – High-rises and Medium-rises)

Precipitation	0.00 in / 0.0 cm	-	- ()
Sea Level Pressure			
Sea Level Pressure	29.59 in / 991 hPa		
Wind			
Wind Speed	4 mph / 8 km/h ()		
Max Wind Speed	12 mph / 18 km/h		
Max Gust Speed	-		
Visibility	5.1 miles / 8.0 kilometers		
Events	Rain		

T = Trace of Precipitation, MM = Missing Value Source: Averaged Metar Reports



Weather Data (Spring – High-rises and Medium-rises)



Hourly Observations

Time(GMT)	Temperature	Dew Point	Humidity	Sea Level Pressure	Visibility	Wind Direction	Wind Speed	Gust Speed	Precipitation	Events	Conditions
midnight	40	38		29.3		90	6				
1	40	38		29.35		90	6				
2	40	38		29.4		90	6				
3	40	38		29.45		90	6				
4	40	38		29.5		90	6				
5	40	38		29.55		90	6				
6	40	38		29.6		90	6				
7	38	36		29.65		90	12				
8	38	36		29.7		90	12				
9	36	34		29.75		90	12				
10	36	34		29.8		90	12				
11	40	38		29.85		90	12				
noon	40	38		29.9		90	12				
1	40	38		29.95		90	12				
2	42	38		30.0		90	12				
3	42	38		30.05		90	12				
4	40	38		30.1		90	12				
5	40	38		30.15		90	12				
6	40	38		30.2		90	12				
7	38	36		30.25		90	12				
8	38	36		30.3		90	12				
9	38	36		30.35		90	12				
10	38	36		30.4		90	12				
11	38	36		30.45		90	12				

Weather Data (Spring – High-rises and Medium-rises)

Time(GMT)	Temperature	Dew Point	Humidity	Sea Level Pressure	Visibility	Wind Direction	Wind Speed	Gust Speed	Precipitation	Events	Conditions
12:20 AM	41.0 °F / 5.0 °C	39.2 °F / 4.0 °C	93%	29.27 in / 991 hPa	6.2 miles / 10.0 kilometers	ENE	6.9 mph / 11.1 km/h	-	N/A		Light Drizzle
12:50 AM	41.0 °F / 5.0 °C	39.2 °F / 4.0 °C	93%	29.27 in / 991 hPa	6.2 miles / 10.0 kilometers	ENE	5.8 mph / 9.3 km/h	-	N/A		Mostly Cloudy
1:20 AM	41.0 °F / 5.0 °C	39.2 °F / 4.0 °C	93%	29.27 in / 991 hPa	6.2 miles / 10.0 kilometers	ENE	6.9 mph / 11.1 km/h	-	N/A		Mostly Cloudy
1:50 AM	41.0 °F / 5.0 °C	39.2 °F / 4.0 °C	93%	29.27 in / 991 hPa	5.6 miles / 9.0 kilometers	NE	6.9 mph / 11.1 km/h	-	N/A		Mostly Cloudy
2:20 AM	41.0 °F / 5.0 °C	39.2 °F / 4.0 °C	93%	29.27 in / 991 hPa	5.6 miles / 9.0 kilometers	ENE	6.9 mph / 11.1 km/h	-	N/A		Mostly Cloudy
2:50 AM	41.0 °F / 5.0 °C	39.2 °F / 4.0 °C	93%	29.27 in / 991 hPa	5.6 miles / 9.0 kilometers	ENE	6.9 mph / 11.1 km/h	-	N/A		Mostly Cloudy
3:20 AM	41.0 °F / 5.0 °C	39.2 °F / 4.0 °C	93%	29.30 in / 992 hPa	5.6 miles / 9.0 kilometers	ENE	5.8 mph / 9.3 km/h	-	N/A		Mostly Cloudy
3:50 AM	41.0 °F / 5.0 °C	39.2 °F / 4.0 °C	93%	29.30 in / 992 hPa	3.7 miles / 6.0 kilometers	NE	5.8 mph / 9.3 km/h	-	N/A		Mostly Cloudy
5:50 AM	41.0 °F / 5.0 °C	39.2 °F / 4.0 °C	93%	29.33 in / 993 hPa	5.6 miles / 9.0 kilometers	ENE	5.8 mph / 9.3 km/h	-	N/A		Mostly Cloudy
6:20 AM	41.0 °F / 5.0 °C	39.2 °F / 4.0 °C	93%	29.36 in / 994 hPa	3.1 miles / 5.0 kilometers	ENE	10.4 mph / 16.7 km/h	-	N/A	Rain	Light Rain
6:50 AM	39.2 °F / 4.0 °C	37.4 °F / 3.0 °C	93%	29.36 in / 994 hPa	-	ENE	10.4 mph / 16.7 km/h	-	N/A		Light Drizzle
7:20 AM	39.2 °F / 4.0 °C	37.4 °F / 3.0 °C	93%	29.39 in / 995 hPa	-	ENE	11.5 mph / 18.5 km/h	-	N/A		Light Drizzle
7:50 AM	39.2 °F / 4.0 °C	37.4 °F / 3.0 °C	93%	29.39 in / 995 hPa	-	ENE	9.2 mph / 14.8 km/h	-	N/A		Light Drizzle

Weather Data (Spring – High-rises and Medium-rises)

Time(GMT)	Temperature	Dew Point	Humidity	Sea Level Pressure	Visibility	Wind Direction	Wind Speed	Gust Speed	Precipitation	Events	Conditions
8:20 AM	39.2 °F / 4.0 °C	37.4 °F / 3.0 °C	93%	29.42 in / 996 hPa	1.4 miles / 2.3 kilometers	NE	11.5 mph / 18.5 km/h	-	N/A		Drizzle
8:50 AM	37.4 °F / 3.0 °C	37.4 °F / 3.0 °C	100%	29.42 in / 996 hPa	1.6 miles / 2.5 kilometers	ENE	11.5 mph / 18.5 km/h	-	N/A	Rain	Rain
9:20 AM	37.4 °F / 3.0 °C	35.6 °F / 2.0 °C	93%	29.44 in / 997 hPa	3.1 miles / 5.0 kilometers	ENE	11.5 mph / 18.5 km/h	-	N/A		Drizzle
9:50 AM	37.4 °F / 3.0 °C	35.6 °F / 2.0 °C	93%	29.44 in / 997 hPa	5.6 miles / 9.0 kilometers	ENE	10.4 mph / 16.7 km/h	-	N/A	Rain	Light Rain
10:20 AM	39.2 °F / 4.0 °C	37.4 °F / 3.0 °C	93%	29.44 in / 997 hPa	5.6 miles / 9.0 kilometers	ENE	9.2 mph / 14.8 km/h	-	N/A	Rain	Light Rain
10:50 AM	41.0 °F / 5.0 °C	39.2 °F / 4.0 °C	93%	29.47 in / 998 hPa	6.2 miles / 10.0 kilometers	ENE	6.9 mph / 11.1 km/h	-	N/A		Light Drizzle
11:20 AM	41.0 °F / 5.0 °C	37.4 °F / 3.0 °C	87%	29.47 in / 998 hPa	6.2 miles / 10.0 kilometers	ENE	5.8 mph / 9.3 km/h	-	N/A		Mostly Cloudy
11:50 AM	41.0 °F / 5.0 °C	39.2 °F / 4.0 °C	93%	29.50 in / 999 hPa	6.2 miles / 10.0 kilometers	ENE	8.1 mph / 13.0 km/h	-	N/A		Mostly Cloudy
12:20 PM	41.0 °F / 5.0 °C	39.2 °F / 4.0 °C	93%	29.50 in / 999 hPa	6.2 miles / 10.0 kilometers	ENE	9.2 mph / 14.8 km/h	-	N/A		Mostly Cloudy
12:50 PM	41.0 °F / 5.0 °C	39.2 °F / 4.0 °C	93%	29.50 in / 999 hPa	6.2 miles / 10.0 kilometers	NE	11.5 mph / 18.5 km/h	-	N/A		Mostly Cloudy
1:20 PM	41.0 °F / 5.0 °C	39.2 °F / 4.0 °C	93%	29.53 in / 1000 hPa	6.2 miles / 10.0 kilometers	NE	11.5 mph / 18.5 km/h	-	N/A	Rain	Light Rain
1:50 PM	42.8 °F / 6.0 °C	39.2 °F / 4.0 °C	87%	29.53 in / 1000 hPa	6.2 miles / 10.0 kilometers	NE	11.5 mph / 18.5 km/h	-	N/A	Rain	Light Rain
2:20 PM	42.8 °F / 6.0 °C	39.2 °F / 4.0 °C	87%	29.53 in / 1000 hPa	6.2 miles / 10.0 kilometers	ENE	10.4 mph / 16.7 km/h	-	N/A		Mostly Cloudy

Weather Data (Spring – High-rises and Medium-rises)

Time(GMT)	Temperature	Dew Point	Humidity	Sea Level Pressure	Visibility	Wind Direction	Wind Speed	Gust Speed	Precipitation	Events	Conditions
2:50 PM	42.8 °F / 6.0 °C	37.4 °F / 3.0 °C	81%	29.56 in / 1001 hPa	6.2 miles / 10.0 kilometers	ENE	10.4 mph / 16.7 km/h	-	N/A		Mostly Cloudy
3:20 PM	42.8 °F / 6.0 °C	39.2 °F / 4.0 °C	87%	29.56 in / 1001 hPa	6.2 miles / 10.0 kilometers	NE	10.4 mph / 16.7 km/h	-	N/A		Mostly Cloudy
3:50 PM	41.0 °F / 5.0 °C	37.4 °F / 3.0 °C	87%	29.59 in / 1002 hPa	6.2 miles / 10.0 kilometers	NE	11.5 mph / 18.5 km/h	-	N/A		Light Drizzle
4:20 PM	41.0 °F / 5.0 °C	37.4 °F / 3.0 °C	87%	29.59 in / 1002 hPa	5.0 miles / 8.0 kilometers	NE	10.4 mph / 16.7 km/h	-	N/A	Rain	Light Rain
4:50 PM	41.0 °F / 5.0 °C	37.4 °F / 3.0 °C	87%	29.62 in / 1003 hPa	5.0 miles / 8.0 kilometers	ENE	10.4 mph / 16.7 km/h	-	N/A		Light Drizzle
5:20 PM	41.0 °F / 5.0 °C	37.4 °F / 3.0 °C	87%	29.62 in / 1003 hPa	4.3 miles / 7.0 kilometers	NE	8.1 mph / 13.0 km/h	-	N/A		Light Drizzle
5:50 PM	41.0 °F / 5.0 °C	37.4 °F / 3.0 °C	87%	29.65 in / 1004 hPa	5.6 miles / 9.0 kilometers	ENE	10.4 mph / 16.7 km/h	-	N/A		Light Drizzle
6:20 PM	41.0 °F / 5.0 °C	37.4 °F / 3.0 °C	87%	29.68 in / 1005 hPa	4.3 miles / 7.0 kilometers	ENE	8.1 mph / 13.0 km/h	-	N/A	Rain	Light Rain
6:50 PM	41.0 °F / 5.0 °C	37.4 °F / 3.0 °C	87%	29.68 in / 1005 hPa	5.0 miles / 8.0 kilometers	ENE	9.2 mph / 14.8 km/h	-	N/A		Light Drizzle
7:20 PM	39.2 °F / 4.0 °C	37.4 °F / 3.0 °C	93%	29.71 in / 1006 hPa	5.6 miles / 9.0 kilometers	NE	9.2 mph / 14.8 km/h	-	N/A		Light Drizzle
7:50 PM	39.2 °F / 4.0 °C	37.4 °F / 3.0 °C	93%	29.74 in / 1007 hPa	5.6 miles / 9.0 kilometers	NE	9.2 mph / 14.8 km/h	-	N/A		Light Drizzle
8:20 PM	39.2 °F / 4.0 °C	37.4 °F / 3.0 °C	93%	29.74 in / 1007 hPa	5.6 miles / 9.0 kilometers	ENE	8.1 mph / 13.0 km/h	-	N/A		Light Drizzle
8:50 PM	39.2 °F / 4.0 °C	37.4 °F / 3.0 °C	93%	29.77 in / 1008 hPa	5.6 miles / 9.0 kilometers	ENE	6.9 mph / 11.1 km/h	-	N/A		Drizzle

Weather Data (Spring – High-rises and Medium-rises)

Time(GMT)	Temperature	Dew Point	Humidity	Sea Level Pressure	Visibility	Wind Direction	Wind Speed	Gust Speed	Precipitation Events	Conditions
9:20 PM	39.2 °F / 4.0 °C	37.4 °F / 3.0 °C	93%	29.77 in / 1008 hPa	5.6 miles / 9.0 kilometers	ENE	5.8 mph / 9.3 km/h	-	N/A	Drizzle
9:50 PM	39.2 °F / 4.0 °C	37.4 °F / 3.0 °C	93%	29.80 in / 1009 hPa	3.7 miles / 6.0 kilometers	ENE	4.6 mph / 7.4 km/h	-	N/A	Drizzle
10:20 PM	39.2 °F / 4.0 °C	37.4 °F / 3.0 °C	93%	29.80 in / 1009 hPa	3.7 miles / 6.0 kilometers	ENE	6.9 mph / 11.1 km/h	-	N/A	Drizzle
10:50 PM	39.2 °F / 4.0 °C	37.4 °F / 3.0 °C	93%	29.83 in / 1010 hPa	3.7 miles / 6.0 kilometers	ENE	6.9 mph / 11.1 km/h	-	N/A	Light Drizzle
11:20 PM	39.2 °F / 4.0 °C	37.4 °F / 3.0 °C	93%	29.83 in / 1010 hPa	3.1 miles / 5.0 kilometers	ENE	4.6 mph / 7.4 km/h	-	N/A	Light Drizzle
11:50 PM	39.2 °F / 4.0 °C	37.4 °F / 3.0 °C	93%	29.86 in / 1011 hPa	3.1 miles / 5.0 kilometers	ENE	4.6 mph / 7.4 km/h	-	N/A	Light Drizzle